



An Employee Owned Company

December 13, 2017

Steven Lee
Alameda Unified School District MOF
2060 Challenger Drive
Alameda, CA 94501

transmitted via email to stlee@alameda.k12.ca.us

Re: **Drinking Water Lead Sampling Results**
Alameda Unified School District (AUSD) – Longfellow Campus Woodstock Child Development
Center (WCDC) and Island High School Drinking Fountains
500 Pacific Ave, Alameda, CA
ACC Project No. 3007-119.00

Dear Mr. Lee:

Enclosed please find the laboratory test results for the drinking water sampling performed at the above-referenced site on December 2, 2017. The sampling was performed to determine lead concentrations in drinking water at drinking fountain locations throughout the school.

The intent of the testing was to collect drinking water samples to determine if lead concentrations at drinking water locations exceed the EPA and California Lead Action Levels. The EPA and State of California Lead Action Levels for lead in drinking water are concentrations exceeding 15 parts per billion (ppb). ACC collected drinking water samples from twenty-four (24) locations at the school. At each location, ACC collected water samples as “first-draw” and “post-flush” samples. First-draw samples were collected after non-use for a minimum of eight (8) continuous hours. Post-flush samples were collected after running the tap for at least thirty (30) seconds. The samples were collected in 125 milliliter bottles preserved with nitric acid and were submitted under standard chain of custody protocols to Forensic Analytical of Hayward, California, an American Industrial Hygiene Association (AIHA) accredited laboratory, for analysis. Samples were analyzed for lead in accordance with the EPA SM3113B Test Method.

ACC collected a total of 48 drinking water samples at 24 drinking fountain locations for analysis. Copies of the laboratory results are attached.

Drinking Water Sample Results

The water samples were obtained from drinking fountain locations as listed herein. The sample numbers, locations, type of draw and lead concentrations are listed below. ACC collected drinking water samples from the main drinking water sources. Not all water sources were sampled.

Sample Number	Location	Type of Draw	Lead Concentration in Parts Per Billion (PPB)
WS-414-FD	Woodstock Child Development Center (WCDC) – Southeast Walkway by Staff Lounge	First Draw	<5
WS-414-PF		Post-Flush	<5
WS-415-FD	Woodstock Child Development Center (WCDC) – Staff Lounge	First Draw	<5
WS-415-PF		Post-Flush	<5
WS-416-FD	Woodstock Child Development Center (WCDC) – Room 8	First Draw	<5
WS-416-PF		Post-Flush	<5
WS-417-FD	Woodstock Child Development Center (WCDC) – Room 7	First Draw	<5
WS-417-PF		Post-Flush	<5
WS-418-FD	Woodstock Child Development Center (WCDC) – Southwest Walkway by Restrooms	First Draw	<5
WS-418-PF		Post-Flush	<5
WS-419-FD	Woodstock Child Development Center (WCDC) – Room 5 ‘Library’	First Draw	7
WS-419-PF		Post-Flush	<5
WS-420-FD	Woodstock Child Development Center (WCDC) – Room 11	First Draw	<5
WS-420-PF		Post-Flush	<5
WS-421-FD	Woodstock Child Development Center (WCDC) – Room 12	First Draw	<5
WS-421-PF		Post-Flush	<5
WS-422-FD	Woodstock Child Development Center (WCDC) – Room 13	First Draw	<5
WS-422-PF		Post-Flush	<5
WS-423-FD	Woodstock Child Development Center (WCDC) – Room 14	First Draw	<5
WS-423-PF		Post-Flush	<5
WS-424-FD	Woodstock Child Development Center (WCDC) – Northwest Playground by Room 1 (very low water pressure)	First Draw	12
WS-424-PF		Post-Flush	15
WS-425-FD	Woodstock Child Development Center (WCDC) – Room 1	First Draw	<5
WS-425-PF		Post-Flush	<5
WS-426-FD	Woodstock Child Development Center (WCDC) – Room 2	First Draw	<5
WS-426-PF		Post-Flush	<5
WS-427-FD	Woodstock Child Development Center (WCDC) – Room 3	First Draw	<5
WS-427-PF		Post-Flush	<5
WS-428-FD	Woodstock Child Development Center (WCDC) – Room 4	First Draw	5
WS-428-PF		Post-Flush	<5
WS-429-FD	Woodstock Child Development Center (WCDC) – Outdoors Center Main Playground Southwest	First Draw	<5
WS-429-PF		Post-Flush	<5
WS-430-FD	Island High School – West Walkway by Multi-Purpose Room	First Draw	<5
WS-430-PF		Post-Flush	<5
WS-431-FD	Island High School – West Walkway by Kitchen	First Draw	<5
WS-431-PF		Post-Flush	<5

Sample Number	Location	Type of Draw	Lead Concentration in Parts Per Billion (PPB)
WS-432-FD	Island High School – Kitchen Sink	First Draw	<5
WS-432-PF		Post-Flush	<5
WS-433-FD	Island High School – Staff Room Sink	First Draw	<5
WS-433-PF		Post-Flush	<5
WS-434-FD	Island High School – Center Walkway Drinking Water Fill Station	First Draw	<5
WS-434-PF		Post-Flush	<5
WS-435-FD	Island High School – 2 nd Floor Walkway West	First Draw	<5
WS-435-PF		Post-Flush	<5
WS-436-FD	Island High School – Room 21	First Draw	23
WS-436-PF		Post-Flush	<5
WS-437-FD	Island High School – 2 nd floor Walkway East	First Draw	8
WS-437-PF		Post-Flush	8

One of the first-draw water sample concentrations at ‘Island High – Room 21’ Drinking Fountain was above the EPA and California Lead Action Level of 15 PPB. One of the post-flush water sample concentrations at ‘Woodstock Child Development Center (WCDC) – Northwest Playground by Room 1’ Drinking Fountain was at the EPA and California Lead Action Level of 15 PPB. When the first-draw and post-flush samples are both elevated this may indicate leaching of lead from the fixture and distribution water lines in the building. When the pre-flush only is elevated, this usually indicates localized corrosion issues within the faucet, fittings and/or connections.

The EPA and California Lead Action Levels are used to protect the public from metals that can adversely affect their health. These laws require water systems to monitor lead levels at the consumers’ taps. If Action Levels for lead (15 ppb) are exceeded, installation or modifications to corrosion control treatment is required. In addition, if the action level for lead is exceeded, public notification is required.

Recommendations

Based on the results of the drinking water investigation, ACC makes the following recommendations:

- ACC recommends disconnecting/replacing the fixture at the ‘Island High – Room 21’ Drinking Fountain location where the first-draw water sampling concentration exceeded the action level and subsequent re-sampling at this location.
- ACC recommends disconnecting/replacing the fixture at the ‘Woodstock Child Development Center (WCDC) – Northwest Playground by Room 1’ Drinking Fountain location where the post-flush water sampling concentration was at the action level. This drinking fountain fixture was observed to have very low water pressure at the time of sampling.

Limitations

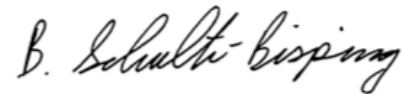
ACC shall not be responsible for claims that may arise out of failure to correct problems or to identify problems that may exist at this location. ACC assumes no responsibility for damages for work performed or errors in documentation or missing information. ACC does not guarantee the accuracy of information provided by other parties. All statements and/or recommendations are based on conditions observed and tested at the time of the

inspection. The scope of the investigation for this report was to collect representative drinking water samples from several locations at the school. ACC has not investigated and does not possess any opinion regarding other drinking water locations within the building. This report does not intend to identify all hazards or unsafe conditions, or to indicate that other hazards or unsafe conditions do not exist at the subject site.

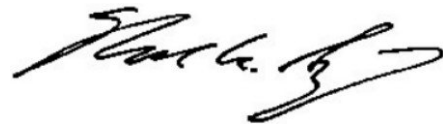
Please contact me at (510) 638-8400 ext. 109 if you have any questions.

Sincerely,

ACC ENVIRONMENTAL CONSULTANTS, INC.



Ben Schulte-Bisping
Project Manager
California Department of Public Health Lead I/A/M #24564



Mark A. Sanchez, CHMM
President
California Department of Public Health Lead I/A/M/S #5150

Attachments: Forensic Analytical Metals Analysis of Drinking Water Report #M192602, dated 12/12/17.



Metals Analysis of Drinking Water

ACC Environmental Consultants
Ben Schulte-Bisping
7977 Capwell Dr., Suite 100

Oakland, CA 94621

Client ID: 1117
Report Number: M192602
Date Received: 12/04/17
Date Analyzed: 12/12/17
Date Printed: 12/12/17
First Reported: 12/12/17

Job ID / Site: 3007-119.00, Longfellow School Campus-WCDC and Island High, 500 Pacific Ave, Alameda, CA
Date(s) Collected: 12/2/17

FALI Job ID: 1117-1506
Total Samples Submitted: 48
Total Samples Analyzed: 48

Sample Number	Lab Number	Analyte	Result	Result Units	Reporting Limit*	Method Reference
WS-414FD	30788121	Pb	< 5	ppb	5	SM 3113B
WS-414PF	30788122	Pb	< 5	ppb	5	SM 3113B
WS-415FD	30788123	Pb	< 5	ppb	5	SM 3113B
WS-415PF	30788124	Pb	< 5	ppb	5	SM 3113B
WS-416FD	30788125	Pb	< 5	ppb	5	SM 3113B
WS-416PF	30788126	Pb	< 5	ppb	5	SM 3113B
WS-417FD	30788127	Pb	< 5	ppb	5	SM 3113B
WS-417PF	30788128	Pb	< 5	ppb	5	SM 3113B
WS-418FD	30788129	Pb	< 5	ppb	5	SM 3113B
WS-418PF	30788130	Pb	< 5	ppb	5	SM 3113B
WS-419FD	30788131	Pb	7	ppb	5	SM 3113B
WS-419PF	30788132	Pb	< 5	ppb	5	SM 3113B
WS-420FD	30788133	Pb	< 5	ppb	5	SM 3113B
WS-420PF	30788134	Pb	< 5	ppb	5	SM 3113B
WS-421FD	30788135	Pb	< 5	ppb	5	SM 3113B
WS-421PF	30788136	Pb	< 5	ppb	5	SM 3113B
WS-422FD	30788137	Pb	< 5	ppb	5	SM 3113B
WS-422PF	30788138	Pb	< 5	ppb	5	SM 3113B
WS-423FD	30788139	Pb	< 5	ppb	5	SM 3113B
WS-423PF	30788140	Pb	< 5	ppb	5	SM 3113B
WS-424FD	30788141	Pb	12	ppb	5	SM 3113B
WS-424PF	30788142	Pb	15	ppb	5	SM 3113B
WS-425FD	30788143	Pb	< 5	ppb	5	SM 3113B
WS-425PF	30788144	Pb	< 5	ppb	5	SM 3113B
WS-426FD	30788145	Pb	< 5	ppb	5	SM 3113B
WS-426PF	30788146	Pb	< 5	ppb	5	SM 3113B



Metals Analysis of Drinking Water

ACC Environmental Consultants
Ben Schulte-Bisping
7977 Capwell Dr., Suite 100

Oakland, CA 94621

Client ID: 1117
Report Number: M192602
Date Received: 12/04/17
Date Analyzed: 12/12/17
Date Printed: 12/12/17
First Reported: 12/12/17

Job ID / Site: 3007-119.00, Longfellow School Campus-WCDC and Island High, 500 Pacific Ave, Alameda, CA
Date(s) Collected: 12/2/17

FALI Job ID: 1117-1506
Total Samples Submitted: 48
Total Samples Analyzed: 48

Sample Number	Lab Number	Analyte	Result	Result Units	Reporting Limit*	Method Reference
WS-427FD	30788147	Pb	< 5	ppb	5	SM 3113B
WS-427PF	30788148	Pb	< 5	ppb	5	SM 3113B
WS-428FD	30788149	Pb	5	ppb	5	SM 3113B
WS-428PF	30788150	Pb	< 5	ppb	5	SM 3113B
WS-429FD	30788151	Pb	< 5	ppb	5	SM 3113B
WS-429PF	30788152	Pb	< 5	ppb	5	SM 3113B
WS-430-FD	30788153	Pb	< 5	ppb	5	SM 3113B
WS-430-PF	30788154	Pb	< 5	ppb	5	SM 3113B
WS-431FD	30788155	Pb	< 5	ppb	5	SM 3113B
WS-431PF	30788156	Pb	< 5	ppb	5	SM 3113B
WS-432FD	30788157	Pb	< 5	ppb	5	SM 3113B
WS-432PF	30788158	Pb	< 5	ppb	5	SM 3113B
WS-433FD	30788159	Pb	< 5	ppb	5	SM 3113B
WS-433PF	30788160	Pb	< 5	ppb	5	SM 3113B
WS-434FD	30788161	Pb	< 5	ppb	5	SM 3113B
WS-434PF	30788162	Pb	< 5	ppb	5	SM 3113B
WS-435FD	30788163	Pb	< 5	ppb	5	SM 3113B
WS-435PF	30788164	Pb	< 5	ppb	5	SM 3113B
WS-436FD	30788165	Pb	23	ppb	5	SM 3113B
WS-436PF	30788166	Pb	< 5	ppb	5	SM 3113B
WS-437FD	30788167	Pb	8	ppb	5	SM 3113B
WS-437PF	30788168	Pb	8	ppb	5	SM 3113B



Metals Analysis of Drinking Water

ACC Environmental Consultants
Ben Schulte-Bisping
7977 Capwell Dr., Suite 100

Oakland, CA 94621

Client ID: 1117
Report Number: M192602
Date Received: 12/04/17
Date Analyzed: 12/12/17
Date Printed: 12/12/17
First Reported: 12/12/17

Job ID / Site: 3007-119.00, Longfellow School Campus-WCDC and Island High, 500 Pacific Ave, Alameda, CA

FALI Job ID: 1117-1506

Date(s) Collected: 12/2/17

Total Samples Submitted: 48

Total Samples Analyzed: 48

Sample Number	Lab Number	Analyte	Result	Result Units	Reporting Limit*	Method Reference
---------------	------------	---------	--------	--------------	------------------	------------------

* The Reporting Limit represents the lowest amount of analyte that the laboratory can confidently detect in the sample, and is not a regulatory level. The Units for the Reporting Limit are the same as the Units for the Final Results.

Daniele Siu

Daniele Siu, Laboratory Supervisor, Hayward Laboratory

Analytical results and reports are generated by Forensic Analytical at the request of and for the exclusive use of the person or entity (client) named on such report. Results, reports or copies of same will not be released by Forensic Analytical to any third party without prior written request from client. This report applies only to the sample(s) tested. Supporting laboratory documentation is available upon request. This report must not be reproduced except in full, unless approved by Forensic Analytical. The client is solely responsible for the use and interpretation of test results and reports requested from Forensic Analytical. Forensic Analytical is not able to assess the degree of hazard resulting from materials analyzed. Forensic Analytical reserves the right to dispose of all samples after a period of thirty (30) days, according to all state and federal guidelines, unless otherwise specified. Any modifications that have been made to referenced test methods are documented in Forensic Analytical's Standard Operating Procedures Manual. Quality control and sample receipt condition were acceptable unless otherwise noted.

Report Results			
Report To:	Ben Schulte-Bisping	Phone:	510-773-0708
Email Address:	bschulte@accenv.com		
Turnaround Time:	5-day		




BULK SAMPLE ANALYSIS REQUEST FORM (v2015.12.09)

Project Name:	Loughdown School Campus - WDCG and Island High			Analysis Requested
Project Address:	500 Pacific Ave, Alameda, CA			
ACC Project Number:	3007-119.00	<input type="checkbox"/> PLM: Standard	<input type="checkbox"/> TEM: Qualitative	<input type="checkbox"/> PCB's: (Arochlors Only)
Collected By:	B. Schulte	Sample Date:	12/2/17	<input type="checkbox"/> Bacteria
Notes/ Comments:	Lead in Drinking water			<input type="checkbox"/> PLM: Point Count (400)
				<input type="checkbox"/> TEM: Quantitative
				<input type="checkbox"/> PCB's: (Arochlors & Congeners)
				<input type="checkbox"/> Particulate
				<input type="checkbox"/> PLM: Point Count (1000)
				<input checked="" type="checkbox"/> Lead
				<input type="checkbox"/> Fungi: Direct Exam
				<input type="checkbox"/> Other

Material Code	HM Number	Sample Number	Material Description	Sample Location	Size
WS	414	FD	Drinking water sample	WDCG - SE walkway by Staff Lounge	
WS	414	PF		↓	
WS	416	FD		- Staff Lounge	
WS	415	PF		↓	
WS	416	FD		- Room 8	
WS	416	PF		↓	
WS	417	FD		- Room 7	
WS	417	PF		↓	
WS	418	FD		- SW walkway by Restrooms	
WS	418	PF		↓	
WS	419	FD		- Room 5 'Library'	
WS	419	PF		↓	
WS	420	FD		- Room 11	
WS	420	PF		↓	
WS	421	FD		- Room 12	
WS	421	PF		↓	
WS	422	FD		- Room 13	
WS	422	PF		↓	
WS	423	FD		- Room 14 left sink	
WS	423	PF		↓	
WS	424	FD		- NW Playground by Room 1	
WS	424	PF		↓	

Released By (Name):		Released By (Signature):		Date:		Time:	
Received By (Name):		Received By (Signature):		Date:		Time:	
Laboratory Performing Analysis:							





Report Results			
Report To:	Ben Schulte-Bisping	Phone:	510-773-0708
Email Address:	bschulte@accenv.com		
Turnaround Time:	5-day		

BULK SAMPLE ANALYSIS REQUEST FORM (v2014.12.09)

Project Name:	Longfellow Elementary School - WCDL and Island High			Analysis Requested
Project Address:	500 Pacific Ave, Alameda, CA			
ACC Project Number:	3007-119.00	<input type="checkbox"/> PLM: Standard	<input type="checkbox"/> TEM: Qualitative	<input type="checkbox"/> PCB's: (Arochlors Only)
Collected By:	B. Schulte	<input type="checkbox"/> PLM: Point Count (400)	<input type="checkbox"/> TEM: Quantitative	<input type="checkbox"/> PCB's: (Arochlors & Congeners)
Sample Date:	12/2/17	<input type="checkbox"/> PLM: Point Count (1000)	<input checked="" type="checkbox"/> Lead	<input type="checkbox"/> Fungi: Direct Exam
Notes/ Comments:	Lead in Drinking Water			<input type="checkbox"/> Bacteria <input type="checkbox"/> Particulate <input type="checkbox"/> Other

Material Code	HM Number	Sample Number	Material Description	Sample Location	Size
WS	425	FD	Drinking water sample	WCDL - Room 2	
WS	425	PF		↓	
WS	426	FD		- Room 2	
WS	426	PF		↓	
WS	427	FD		- Room 3	
WS	427	PF		↓	
WS	428	FD		- Room 4	
WS	428	PF		↓	
WS	429	FD		- outdoors center main playground SW	
WS	429	PF		↓	
WS	430	FD		Island High - west walkway by MP	
WS	430	PF		↓	
WS	431	FD		- west walkway by kitchen	
WS	431	PF		↓	
WS	432	FD		- kitchen sink	
WS	432	PF		↓	
WS	433	FD		- center walkway drinking to staff Room Sink	
WS	433	PF		↓	
WS	434	FD		- center walkway drinking water fill station	
WS	434	PF		↓	
WS	435	FD		- 2nd floor walkway west	
WS	435	PF		↓	

Released By (Name):		Released By (Signature):		Date:		Time:	
Received By (Name):		Received By (Signature):		Date:		Time:	
Laboratory Performing Analysis:							

