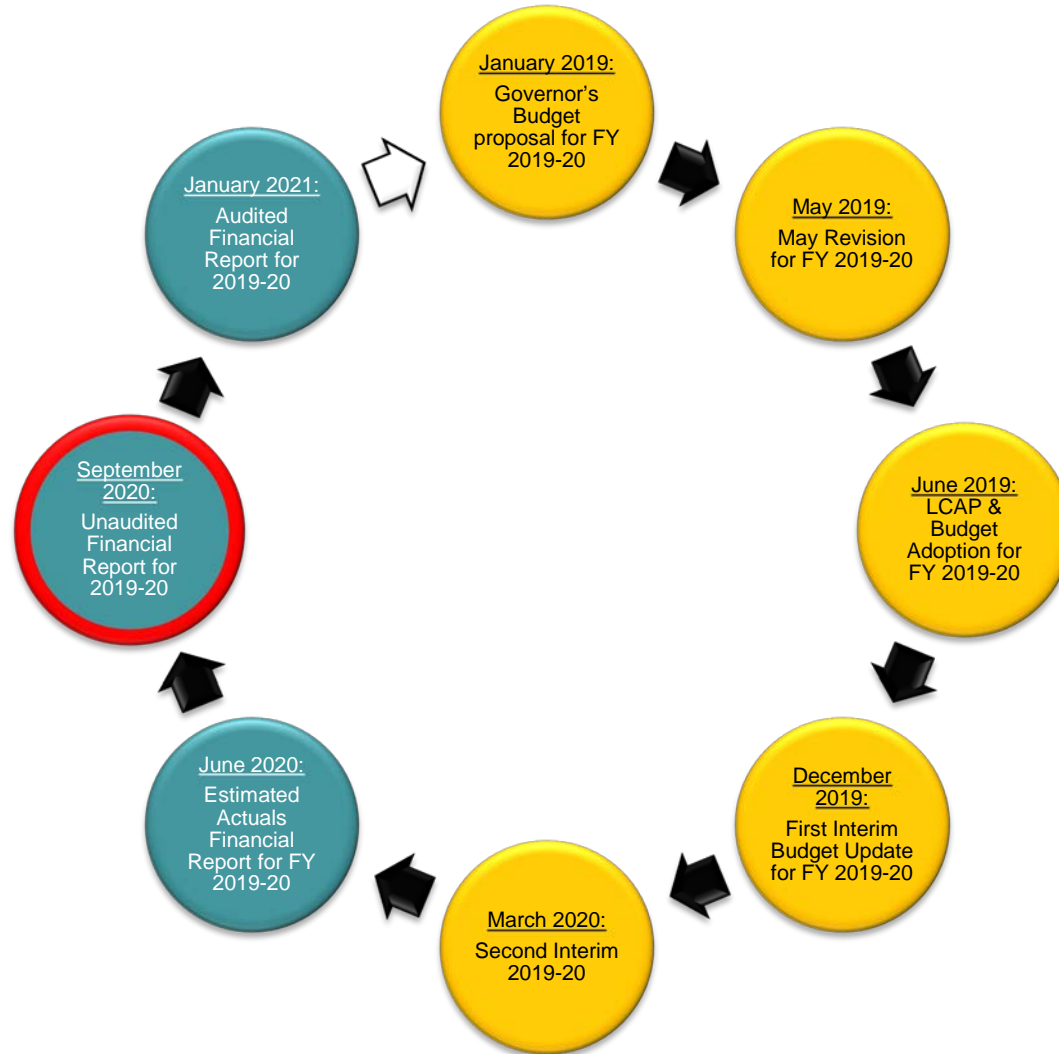


FY 2019-2020

Unaudited Actuals Financial Report

September 8, 2020

2019-2020 Unaudited Actuals Accounting Cycle



2019-2020 Unaudited Actuals

Restricted vs Unrestricted

- **Unrestricted funds:** General purpose funds that may be used for any educational purpose
- **Restricted funds (also called categorical funds):** Intended for specific programs, such as Special Education, Every Student Succeeds Act (formerly NCLB), donations, etc.
 - AUSD receives over 20 different categorical funds, each with its own rules, regulations, and spending restrictions.
- Restricted and unrestricted funds together make up the total general fund.

2019-2020 Unaudited Actuals

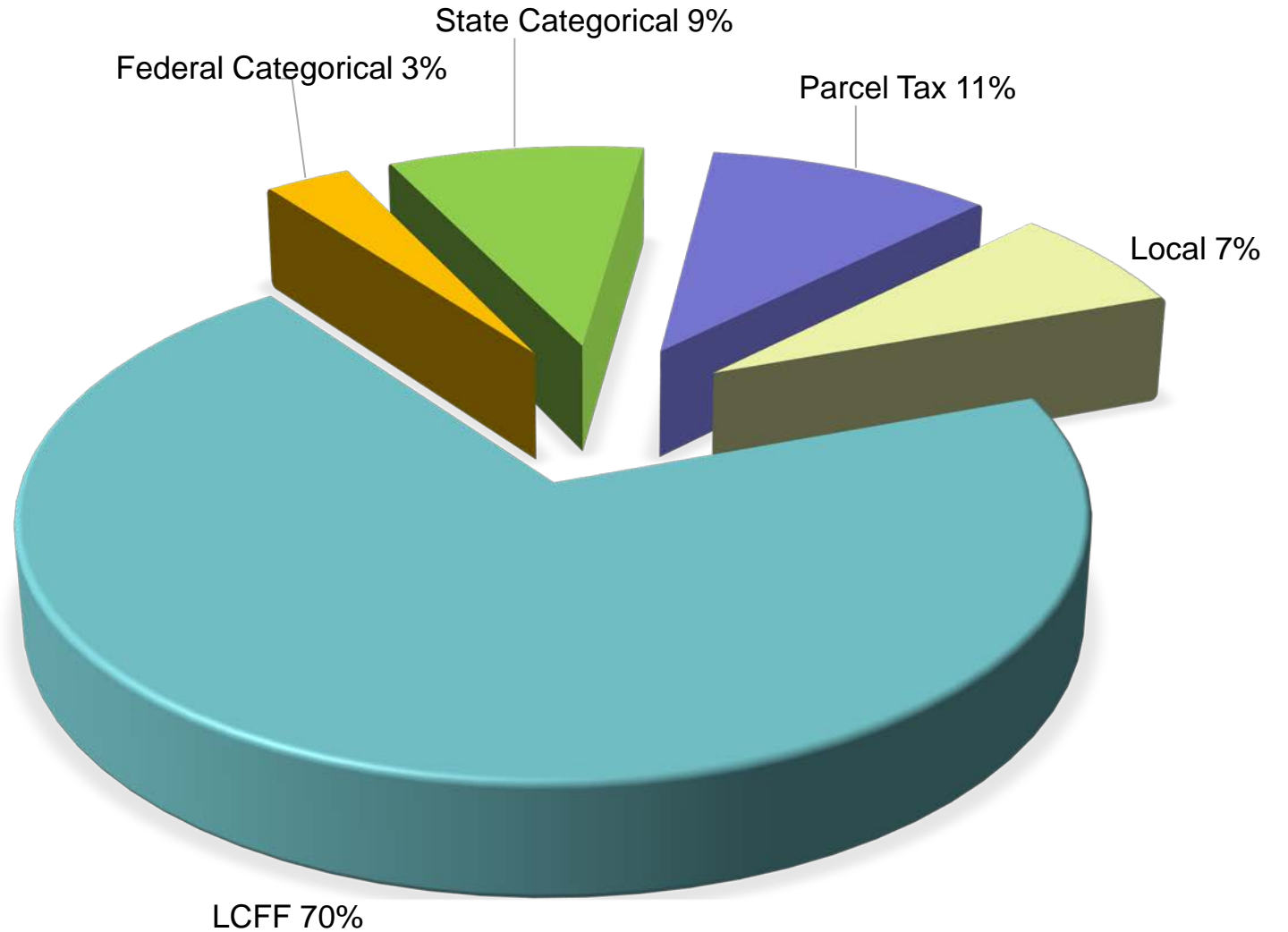
Changes From Estimated Actuals to Unaudited Actuals

- Increase of \$3.1M unrestricted ending fund balance
 - \$1.5M in expenditures transfers from unrestricted general fund to restricted CARES Act, one-time funding
 - \$550K in supplies and services
 - \$200K to be set-aside for invoices that came after closing of books
 - \$386K increase in unrestricted revenue
- Decrease of \$400K in Restricted Ending Fund Balance

2019-2020 Unaudited Actuals

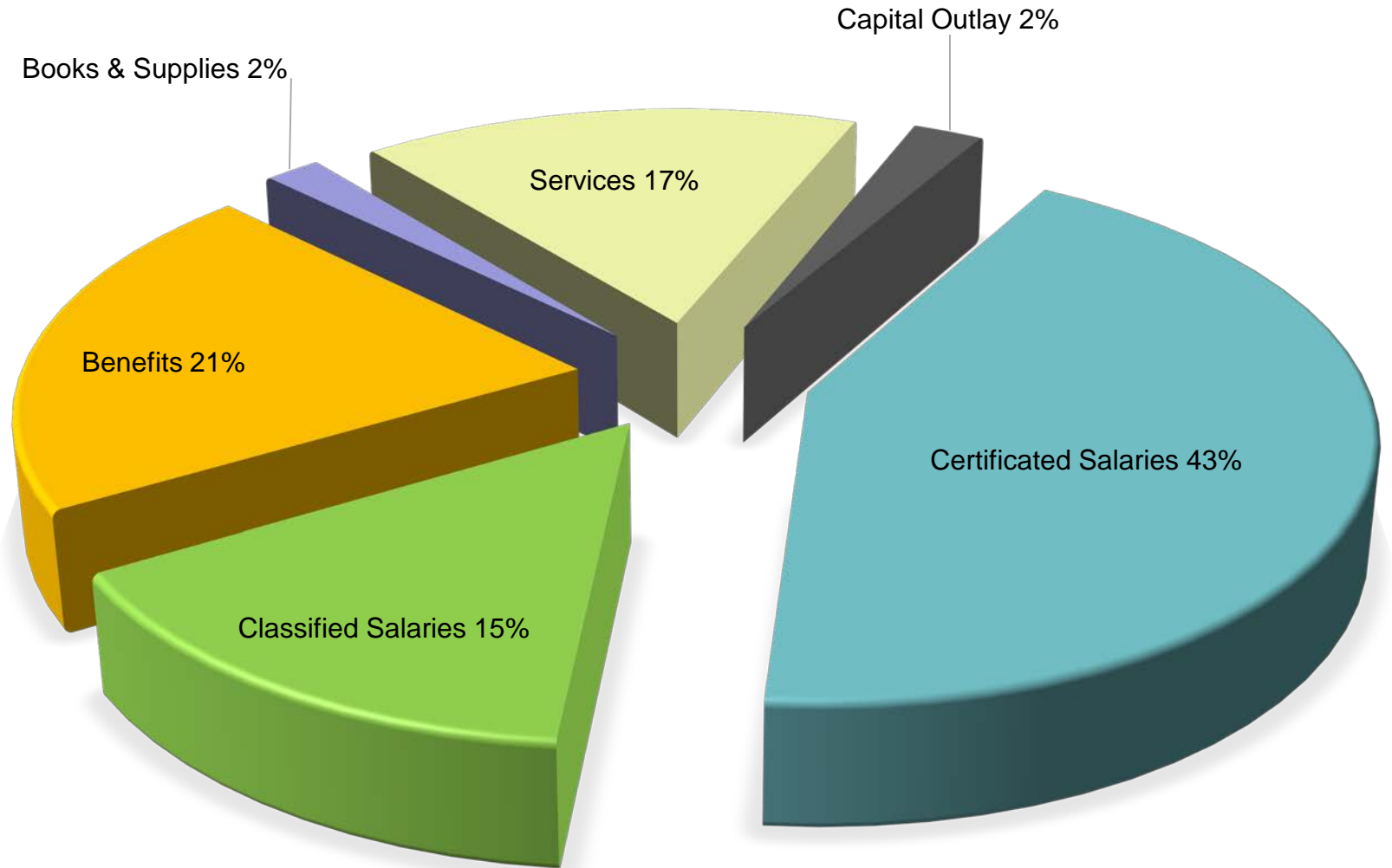
General Fund – Revenue

Revenue Details	Amount (Millions)
LCFF Revenue	\$ 84.02
Federal Categorical	3.67
State Categorical	11.11
Local	8.01
Parcel Tax	12.59
Total Revenue	\$ 119.40



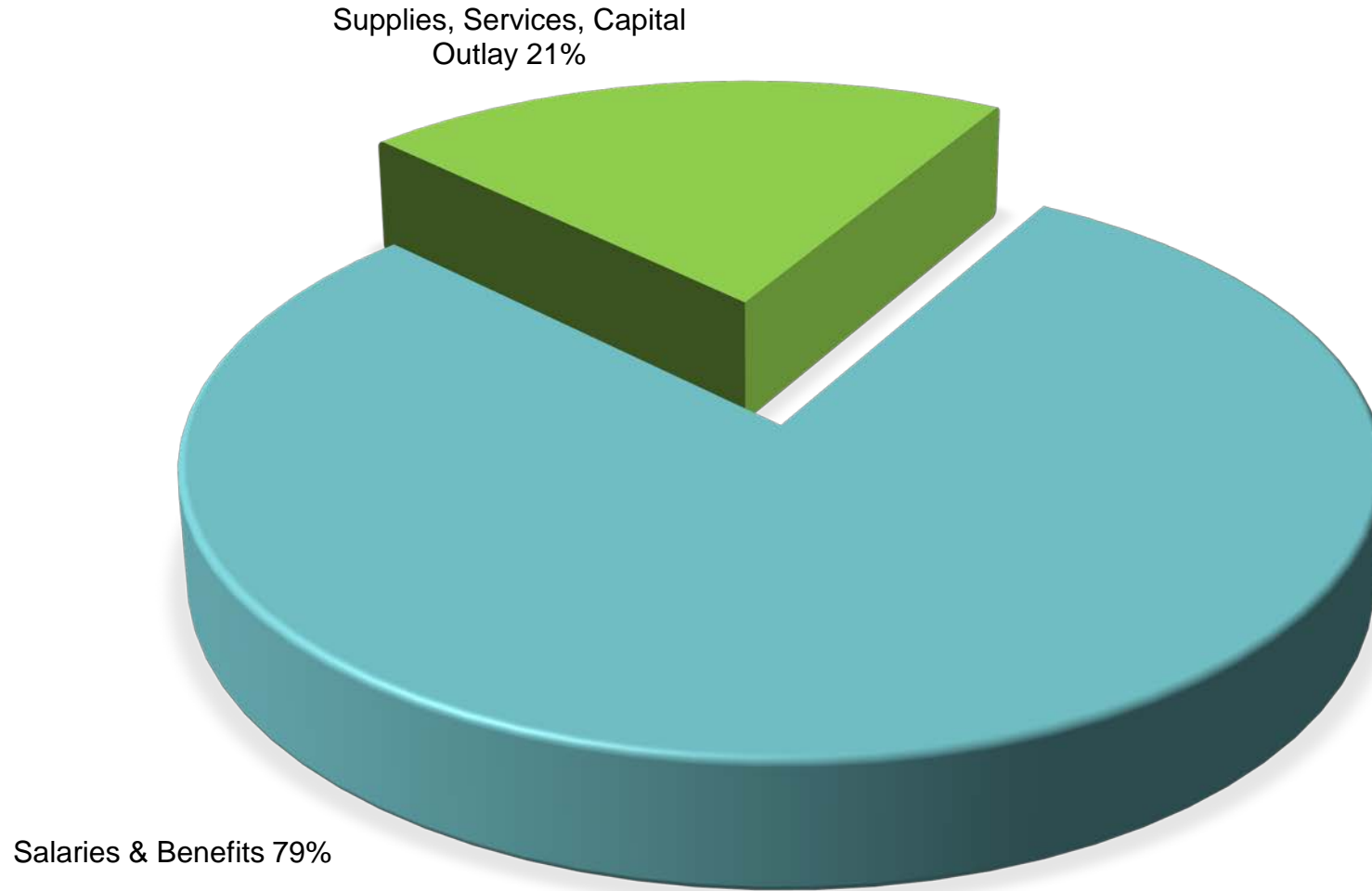
2019-2020 Unaudited Actuals General Fund – Expenditures*

Expenditure Details	Amount (Millions)
Certificated Salaries	\$ 51.25
Classified Salaries	17.77
Employee Benefits	24.80
Books & Supplies	2.21
Services & Operating	19.92
Other Outgo	3.17
Total Expenditures	\$ 119.12



*Transfers of cost not included in expenditures

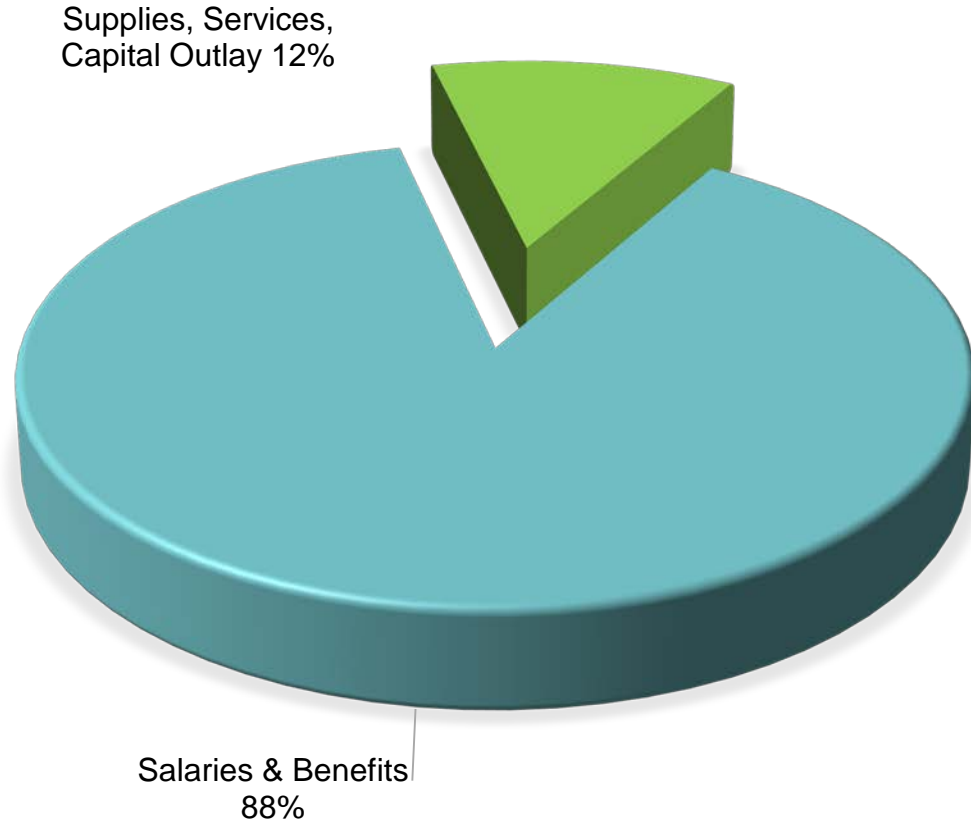
2019-2020 Unaudited Actuals General Fund – Expenditures*



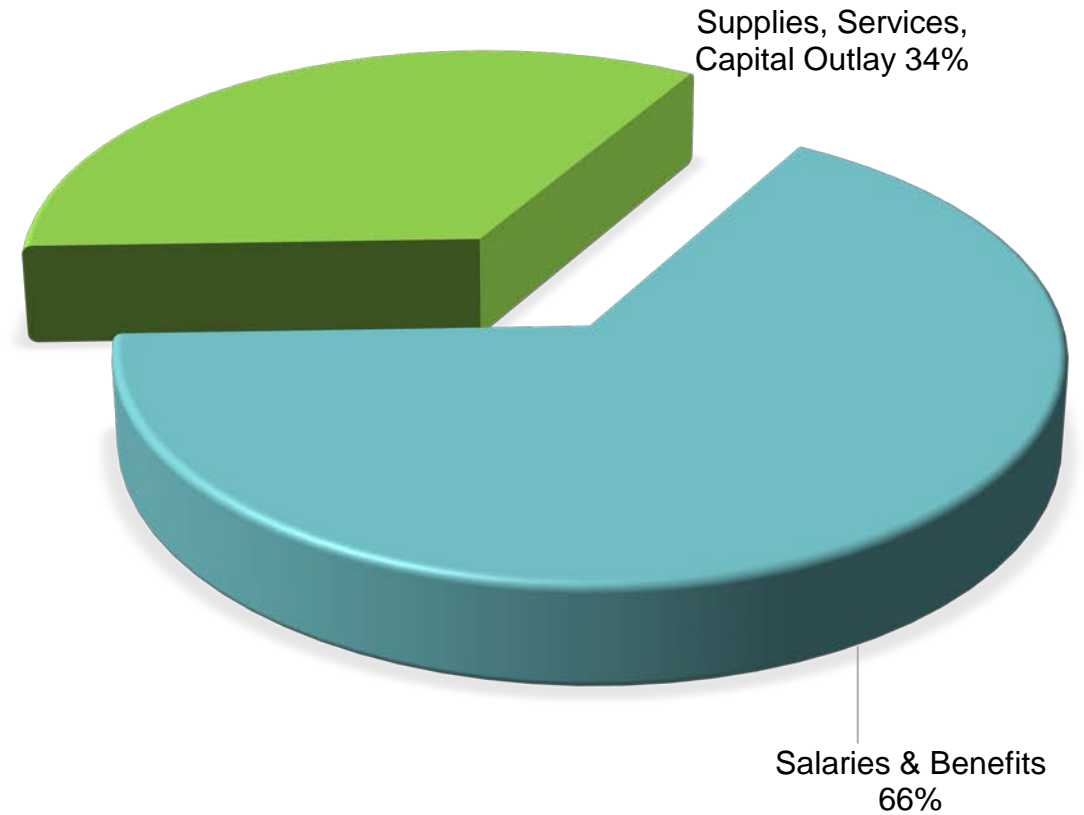
*Transfers of cost not included in expenditures

2019-2020 Unaudited Actuals General Fund – Expenditures

UNRESTRICTED GENERAL FUND



RESTRICTED GENERAL FUND



2019-2020 Unaudited Actuals

General Fund – Revenues, Expenditures, and Ending Fund Balance

	Unrestricted			Restricted		Total
	Totally Unrestricted	LCFF Supplemental Grant	Parcel Tax (B1)	Special Education	All Other	General Fund
REVENUES						
LCFF Revenue	\$ 83,301,174	\$ -	\$ -	\$ 724,599	\$ -	\$ 84,025,773
Federal Categorical Revenue	-	-	-	2,193,442	1,478,351	3,671,793
State Categorical Revenue	2,502,848	-	-	1,047,456	7,561,807	11,112,111
Local Revenue	1,929,446	-	12,590,215	4,974,160	1,189,972	20,683,793
Total Revenues	\$ 87,733,468	\$ -	\$ 12,590,215	\$ 8,939,657	\$ 10,230,130	\$ 119,493,469
EXPENDITURES						
Salaries & Benefits	\$ 48,267,185	\$ 4,498,607	\$ 11,830,411	\$ 18,478,527	\$ 10,765,376	\$ 93,840,106
Books & Supplies	709,089	32,641	223,555	127,904	1,126,187	2,219,376
Services & Op. Expenses	7,098,571	730,497	163,877	9,650,449	2,276,656	19,920,049
Capital Outgo & Transfers	(2,384,189)	368,320	372,372	1,552,809	3,265,792	3,175,104
Total Expenditures	\$ 53,690,655	\$ 5,630,065	\$ 12,590,215	\$ 29,809,689	\$ 17,434,011	\$ 119,154,635
Other Sources (Uses)	\$ (29,302,280)	\$ 5,226,231	\$ -	\$ 20,528,759	\$ 3,536,905	\$ 10,385
Net Inc. (Dec) in Fund Bal.	\$ 4,740,533	\$ (403,834)	\$ -	\$ (341,273)	\$ (3,666,976)	\$ 328,450
Beginning Balance	\$ 11,247,809	\$ 725,390	\$ -	\$ -	\$ 8,205,618	\$ 20,178,817
Ending Balance	\$ 15,988,342	\$ 321,556	\$ -	\$ (341,273)	\$ 4,538,642	\$ 20,507,267
Assigned or Restricted Funds	\$ 354,796	\$ 321,556	\$ -	\$ -	\$ 6,025,168	\$ 6,701,520
Unassigned Ending Fund Balance	\$ 15,633,546	\$ -	\$ -	\$ (341,273)	\$ (1,486,526)	\$ 13,805,746

2019-2020 Unaudited Actuals

Historical Data, General Fund – By Category

	2015-16 Actual	2016-17 Actual	2017-18 Actual	2018-19 Actual	2019-20 Unaudited Actuals
Revenues - Total Net	\$ 110,174,278	\$ 108,006,467	\$ 111,647,221	\$ 122,457,234	\$ 119,493,469
Expenditures					
Salaries & Benefits	\$ 84,013,471	\$ 85,700,865	\$ 87,425,702	\$ 94,548,684	\$ 93,840,105
Books & Supplies	3,933,931	4,891,190	4,156,478	3,965,851	2,219,376
Services	14,760,242	15,760,733	17,778,512	19,826,031	19,920,049
Capital & Other	4,126,189	1,541,680	874,385	3,054,951	3,185,488
Net Total Expenditures	\$ 106,833,833	\$ 107,894,468	\$ 110,235,077	\$ 121,395,517	\$ 119,165,018
Surplus (Deficit)	\$ 3,340,445	\$ 111,999	\$ 1,412,144	\$ 1,061,717	\$ 328,451
Enrollment	9,454	9,481	9,502	9,410	9,372
ADA	9,079	9,082	9,074	8,979	8,977
ADA, as a percentage of enrollment	96.0%	95.8%	95.5%	95.4%	95.8%

CARES Act, One-Time Funding

Revenue:

- \$6M in one-time funds
 - \$4.5M with a deadline of Dec 30, 2020

Expenditures:

- Professional development for teachers
- Remote school
- Technology
- PPE and disinfecting supplies & equipment

Description	Amount
REVENUES	\$ 6,061,783
EXPENDITURES 2019-20	
6 PD Days in June 2020	\$ 1,571,298
Curriculum	48,500
Technology	127,580
PPE and Disinfecting Supplies & Equipment	80,421
Total Expenditures 2019-20	\$ 1,827,799
Carryover to 2020-21	\$ 4,233,984
EXPENDITURES 2020-21	
4 PD Days in August 2020	\$ 1,131,335
Technology	350,000
PPE and Disinfecting Supplies & Equipment	370,000
Partial Salary of Employees in Remote Prgm	1,894,649
Supplies for employees working from home	354,000
Private Schools	134,000
Total Expenditures 2020-21	\$ 4,233,984
Total Expenditures over two years	\$ 6,061,783

New Expenditures

On-going

- Personal protective equipment & Disinfecting supplies
- Technology
 - 20% increase in annual Chrome Book refresh
 - Content filtering

Legal Exposure:

- No specific legal protection from COVID-19 related injuries
 - Bills pending at State and Federal level

2019-2020 Unaudited Actuals

Upcoming Fiscal Presentations

- 1st Interim Budget Update for 2020-21: December 2020
- Auditor's Report for 2019-20: January 2021
- Governor's Budget Proposal for Fiscal Year 2021-22
- 2nd Interim Budget Update for 2020-21: March 2021

Acronyms

AB	Assembly Bill	CPI	Consumer Price Index	LEA	Local Educational Agency
ACA	Affordable Care Act	CTE	Career Technical Education	LRE	Least Restrictive Environment
ADA	Average Daily Attendance	DOF	Department of Finance	MAA	Medi-Cal Administrative Activities
AP	Advanced Placement	DSA	Division of the State Architect	MOU	Memorandum of Understanding
API	Academic Performance Index	EC	Education Code	MTSS	Multi-Tiered Systems of Support
AYP	Adequate Yearly Progress	EL	English Learner	MYP	Multiyear Projection
BTSA	Beginning Teacher Support and Assessment	EPA	Education Protection Account	OPEB	Other Postemployment Benefits
CAASPP	California Assessment of Student Performance and Progress	ERAF	Education Revenue Augmentation Fund	OPSC	Office of Public School Construction
CALPADS	California Longitudinal Pupil Achievement Data System	ESL	English as a Second Language	P-1	First Principal (Apportionment)
CalPERS	California Public Employees Retirement System	ESSA	Every Student Succeeds Act	P-2	Second Principal (Apportionment)
CalSTRS	California State Teachers Retirement System	ESY	Extended School Year	PAR	Peer Assistance and Review
CALTIDES	California Longitudinal Teacher Integrated Data Education System	FAPE	Free and Appropriate Public Education	PD	Professional Development
CARS	Consolidated Application and Reporting System	FCMAT	Fiscal Crisis & Management Assistance Team	PI	Program Improvement
CASEMIS	California Special Education Management Information System	FERPA	Family Educational Rights and Privacy Act	PTA	Parent Teachers Association
CBA	Collective Bargaining Agreement	FRPM	Free and Reduced-Price Meals	RDA	Redevelopment Agency
CBEDS	California Basic Educational Data System	FTE	Full-Time Equivalent	SACS	Standardized Account Code Structure
CCSS	Common Core State Standards	GAAP	Generally Accepted Accounting Principles	SBE	State Board of Education
CDE	California Department of Education	GASB	Governmental Accounting Standards Board	SDC	Special Day Class
CELDT	California English Language Development Test	IEP	Individualized Education Program	SELPA	Special Education Local Plan Area
CNIPS	Child Nutrition Information Payment System	LAO	Legislative Analyst's Office	SPSA	Single Plan for Student Achievement
COE	County Office of Education	LCAP	Local Control and Accountability Plan	TK	Transitional Kindergarten
COLA	Cost-of-Living Adjustment	LCFF	Local Control Funding Formula	TRANS	Tax and Revenue Anticipation Notes
COP	Certificate of Participation			UPP	Unduplicated Pupil Percentage