

Reedley High School Guide Book




Welcome Freshmen,
Class of 2026!

Provided by the
Student Transition Program



Table of Contents

Get Involved	3
Get Connected	4
Who Can Help If?	5-6
In the Know	7-8
Be Prepared	9
Be on Time	10
Every Day Counts	11
Activities	12
Think Ahead	13-14
Path to Success	15-16
Stay on Task	17
Know your New Campus	18
You are not Alone	19



Principal's Welcome

Welcome Pirates!!!

On behalf of the faculty and staff of Reedley High School, I would like to welcome you to the 2022-2023 school year. The excitement of a new school year brings with it opportunities for you to become actively involved at Reedley High. Our Transition Team is dedicated to supporting you through these opportunities. The RHS Transition Team is prepared to offer you a multitude of resources that will guide you along your path to whatever college and career goals are in your future. We look forward to being apart or your life over the next few years you spend at Reedley High School.

Respectfully,

John Ahlin

Reedley High School Principal



Get Involved!

Clubs

School clubs are a great way to get involved and stay connected. Ninth grade is a perfect time to explore new interests, make new friends, and challenge yourself by stepping outside of your comfort zone. Keep a look out for “**CLUB RUSH**” during the first weeks of school. The various clubs and sports will highlight their programs and recruit new members.



Art Club
ASB Club
Academic Decathlon
Asian Persuasion
Auto Club
AVID
Strategic Gaming
Deutschklub
Drama Club
Entre Nous
FFA
Book Club
NJROTC
Leo/Lions
Key Club
CSF-Honor
Pirate Grub Hub

MESA
Student For Peace - GSA
Interact/Rotary
Latin Dance/Folkloric
Migrant - Learn & Assist
Spanish Club
Skills USA
Sports Medicine
R-Voice
Yearbook
Catholics in Action
Computer Gaming Club
Block R Club



Get Connected!

Freshmen Sports Teams

Fall	
Fall Sports	
Boys X-Country	
Girls X- Country	
Boys Waterpolo	
Girls Waterpolo	
Girls Volleyball	
Girls Tennis	
Girls Golf	
Football	
Cheer	

WINTER	
Winter Sports	
Boys Soccer	
Girls Soccer	
Boys Basketball	
Girls Basketball	
Wrestling	



SPRING	
Spring Sports	
Boys Track	
Girls Track	
Boys Swim / Dive	
Girls Swim / Dive	
Boys Volleyball	
Boys Tennis	
Boys Golf	
Badminton	
Baseball	
Softball	






Athletic Clearance

All RHS students interested in playing sports must complete the following prior to playing a sport:

- ✓ ***Freshmen without a 2.0 G.P.A in 3rd trimester of their 8th grade year will need to wait 6 weeks to participate in any sport.***
- ✓ ***Have a 2.0 G.P.A. to be eligible to play a sport.***
- ✓ ***Show proof of medical insurance (your own personal or you can buy from the school).***
- ✓ ***Complete the athletic clearance card before trying out for a sport.***
- ✓ ***Turn in a completed and signed athletic code of conduct form.***
- ✓ ***Complete a sports physical.***
- ✓ ***Free Physicals at RHS: July 11th to 15th 2022.***



Who Can Help Me If?

I need to clear my attendance?	<u>Attendance Secretaries</u> Located in Admin Bldg. 305-7100 <ul style="list-style-type: none">ext. 2250ext. 2244
I need to talk about my schedule? 	<u>Counseling</u> 305-7100 <ul style="list-style-type: none">Sec. Mrs. Ramirez ext. 2234Sec. Mrs. Reyes ext. 22409th Grade TBD10th Grade Mr. Perez11th Grade Mrs. Lundeberg12th Grade TBD
I want information about a sport? 	<u>Athletics Director</u> Located in Science Bldg 305-7100 <ul style="list-style-type: none">Mr. Minami ext. 2134
I want to know who a club advisor is or how to join a club? 	<u>Activities Director</u> Room HE-2 305-7100 <ul style="list-style-type: none">Mr. Stepp ext. 2425
I need to talk to somebody about bullying, vandalism, or illegal activity? 	<u>Culture and Climate Team</u> 305-7100 <ul style="list-style-type: none">Ms. LopezMrs. LedingtonSRO ext. 2250SPO - Mr. Valdez ext. 2244
I need help getting connected to high school, tutoring, sports, or programs? 	<u>Student Transition Program</u> <ul style="list-style-type: none">Mr. Hiatt # 305-7019Mr. Saenz # 305-7018Ms. Resendiz # 305-7017Mrs. Rodriguez # 305-7023

Who Can Help Me If?

I want to purchase spirit items, PE clothing, pay for a school dance or school event? 	<u>Student Finance Office</u> <u>(next to HELM)</u> 305-7100 <ul style="list-style-type: none">Mrs. Sanchez ext. 2100
I need to do research for a class project, check out a book, or use a chrome book? 	<u>Library</u> 305-7100 <ul style="list-style-type: none">Mrs. Linhoff ext. 2247Mrs. Perez ext. 2109
I feel ill or need to take my prescribed medication? 	<u>School Nurse</u> <u>(Next to HE-1)</u> 305-7100 <ul style="list-style-type: none">Mrs. Teesy ext. 2229Mrs. Reyes ext. 2009
I need to find my bus route? 	<u>KCUSD Transportation</u> <u>District office</u> 305-7068
I need to speak with a Learning Director or Principal? 	<u>School Secretary</u> <u>Main Office or Pirate Helm</u> 305-7100 <ul style="list-style-type: none">Mrs. Mena ext. 2225Mrs. Campbell ext. 2227
I need help selecting a career pathway or explore post graduation options? 	<u>Career Counselor</u> <u>(In Counseling Office)</u> 305-7100 <ul style="list-style-type: none">Mrs. Tomassian ext. 2239
I feel down and overwhelmed? 	<u>Social Worker</u> <u>(Student Support Center)</u> 305-7100 <ul style="list-style-type: none">Mr. Rizo ext. 2233Mrs. Villasenor ext. 2007

In the Know

Dress Code

Students are encouraged to “**Dress for Success**” at RHS. Students and parents should read through the school dress code policy before buying clothes for the start of the school year. You can find a complete dress code guide in the student handbook on the RHS website: www.rhs.kcUSD.com under the student menu. The transition center is also happy to answer any questions you might have about the dress code.



ID's

- Are required to be shown upon request of any RHS staff member.
- You can buy an ID in the finance office.

RHS Dress Code

HEAD <ul style="list-style-type: none"> ♦ All Caps (with RHS logo only), visors, hoods must be removed when entering a building. ♦ Bandanas are not allowed. ♦ Sunglasses are not to be worn in the classroom except for medical reasons. 	Acceptable	Not Acceptable
UPPER GARMENTS <ul style="list-style-type: none"> ♦ Bare midriffs and bare sides should not show even when arms are extended above the head. ♦ Garments and/or jewelry which display or suggest sexual, vulgar, drug, alcohol, or tobacco-related wording / graphics may not be worn. ♦ Clothing that is too tight or revealing is unacceptable. ♦ Undergarments Must remain entirely covered at all times. ♦ Strapless wear, tube tops, halter tops, tank tops, spaghetti straps, muscle shirts, and see through shirts are not permitted. ♦ Shirts with shoulder straps less than two (2) inches wide are not allowed. 	Acceptable	Not Acceptable
LOWER GARMENTS <ul style="list-style-type: none"> ♦ Undergarments Must remain entirely covered even while seated. ♦ Hemlines of shorts, dress, skirts, and shorts shall be no shorter than mid-thigh or fingertip length. ♦ Clothing that is too tight or revealing is unacceptable. ♦ If leggings or tights are worn, the student's shirt or shorts worn with them must be at least mid-thigh. ♦ No holes above fingertip length. 	Acceptable	Not Acceptable
OTHERS <ul style="list-style-type: none"> ♦ No Cell Phone Use In The Classroom ♦ Phones / head phones need to be put away and not visible during class time. ♦ Cell Phones / headphones are to be used before school, break, lunch and afterschool only. ♦ Portable music speakers are not permitted on campuses. 	Acceptable	Not Acceptable

In the Know

Electronic Devices

Personal electronic devices are only allowed at RHS before school, break, lunch, and after school. As a reminder the school is not responsible for lost or stolen devices. Phones are not allowed during passing periods.



Lost and Found

The lost and found area for RHS is in the Pirate Helm Office. Students should check this area for any belongings that may have been misplaced.



Be Safe, Stay Safe

STAY SAFE. SPEAK UP!

WORKS

Student Hotline
Call 1.800.547.6362 to speak to a live attendant or leave a voicemail.

Report Online
Click the link on your school's website to fill out an online form.

Mobile App
Scan the QR code below to submit reports from your smartphone.

By working together, we can help keep our school safe. Speak up to anonymously report safety concerns, such as:

- Bullying
- Threats of suicide, self-harm, or harm to others
- Drugs or weapons
- Texts, photos, or videos that promote violence

Important Hours to Know

Main Office - 7:30am-4:30pm

Attendance - 7:30am-4:30pm

Library - 7:30am-4:30pm(may vary)

Counseling - 8:00am-4:30pm

Teachers - after school and by appointment

Student Transition Center - 7:30am-4:30pm



Be Prepared

PE Uniforms

Students are expected to buy a white or grey shirt for **\$12.00** and black shorts for **\$12.00**. You can purchase these items in the **Finance Office** located next to the Pirate Helm. During winter months students are allowed to wear black, white, or grey sweat pants and sweatshirts. Most students pay for their clothes during the summer when they pick up their class schedule.



PE Lockers



Each student will receive a lock and locker to store their belongings during the first week of school. It is important to keep your locker locked at all times and not share your combination with anyone. RHS is not responsible for any lost or stolen items.

Bus Transportation

Bus routes are available through the district's transportation office. You can reach them at **559-305-7065** or on the district webpage under Department & Transportation. Busses will drop off and pick up in the bus alley located at the back of the school.



Be on Time

 Reedley High School BELL SCHEDULE 2022 - 2023				
MON	TUES	WED	THURS	FRI
Period 1 (8:00 – 8:55) Period 2 (9:00 – 9:50) Break (9:50 – 10:01) Period 3 (10:06 – 10:56) Period 4 (11:01 – 11:51) Period 5 (11:56 – 12:46) Lunch (12:46 – 1:21) Period 6 (1:26 – 2:16) Period 7 (2:21 – 3:11)	Period 1 (8:00 – 8:55) Period 2 (9:00 – 9:50) Break (9:50 – 10:01) Period 3 (10:06 – 10:56) Period 4 (11:01 – 11:51) Period 5 (11:56 – 12:46) Lunch (12:46 – 1:21) Period 6 (1:26 – 2:16) Period 7 (2:21 – 3:11)	Period 1 (8:00 – 8:44) Period 2 (8:49 – 9:29) Break (9:29 – 9:40) Period 3 (9:45 – 10:25) Period 4 (10:30 – 11:10) Period 5 (11:15 – 11:55) Lunch (11:55 – 12:31) Period 6 (12:36 – 1:16) Period 7 (1:21 – 2:01)	Period 1 (8:00 – 8:55) Period 2 (9:00 – 9:50) Break (9:50 – 10:01) Period 3 (10:06 – 10:56) Period 4 (11:01 – 11:51) Period 5 (11:56 – 12:46) Lunch (12:46 – 1:21) Period 6 (1:26 – 2:16) Period 7 (2:21 – 3:11)	Period 1 (8:00 – 8:55) Period 2 (9:00 – 9:50) Break (9:50 – 10:01) Period 3 (10:06 – 10:56) Period 4 (11:01 – 11:51) Period 5 (11:56 – 12:46) Lunch (12:46 – 1:21) Period 6 (1:26 – 2:16) Period 7 (2:21 – 3:11)
Reedley High School 740 W. North Avenue Reedley, CA 93654 (559)305-7100			 R Team R School R Town	

Daily Schedule

RHS students are enrolled in 7 classes per semester with each class consisting of 50 minute periods. On a regular day students at RHS begin classes at **8:00 a.m.** and end at **3:11p.m.**

Tardy Sweeps

- ⇒ On the day of a Tardy Sweep all students coming in tardy need to report to the **LD's Office**
- ⇒ Any student out of class after the bell rings will receive **lunch detention & a call home.**
- ⇒ Students missing **20 minutes** of class or more will be considered **absent** from class.

Special Schedules

On certain days our school will have an extended lunch schedule or a special rally day schedule to celebrate an activity or event. These schedules are announced 2-3 days in advance. Stop by the **Transition Center** if you don't hear the announcements, or want to know the dress up days or special activities that are going on.

Everyday Counts

Student Attendance

Parents or legal guardians are requested to call the attendance office to notify the school of any absence or appointment. Voicemail is available 24 hours a day for these calls. If the call is not received by 8 a.m. the day after the absence, the absence will be considered unexcused. Unexcused absences can be replaced by attending Saturday school. **Students with 9 or more absences in a period at the end of the semester will not receive their 5 semester credits.** For more information on absences please refer to our RHS student handbook.

Saturday School

Saturday School will clear any absence without a proper legal document. Students will be assigned Saturday School after **7 period absences.**

(1 full day of absence)

Successful completion of one day of Saturday School will clear 7 period absences.

- ⇒ **Location: RHS Cafeteria**
- ⇒ **Time: 8:00am-12:00pm (Don't be late)**
- ⇒ **Student ID & Homework is required**
- ⇒ **No Talking, Eating, Sleeping, or other distracting behaviors**



Short Term

Independent Study

Short term independent study is for students planning to miss 5 to 10 school days. Students are required to complete their school work and return it to the short term independent studies teacher. **Please call the attendance office 5 days before** a planned absence to receive the short term independent information.

Activities Overview

Fall Semester	Spring Semester
Welcome Back Pep Rally Club Rush	Winter Formal Manning Melee
Homecoming Week Festivities	Spring Week
Freshman Dance Transition Tail Gate	RHS Got Talent Dodge Ball Competition
Sadie Hawkins Fall Theatre Production	Career Expo/Elective Fair Prom
Winter Rally Transition Semester 1 Trip	Spring Theatre Production Transition Semester 2 Trip



Think Ahead

Kings Canyon Unified School District

2022-2023

	S	M	T	W	T	F	S
Aug		1	2	3	4	5	6
	7	8	9	10	11	12	13
	14	15	16	17	18	19	20
	21	22	23	24	25	26	27
	28	29	30	31			
Sept					1	2	3
	4	5	6	7	8	9	10
	11	12	13	14	15	16	17
	18	19	20	21	22	23	24
	25	26	27	28	29	30	
Oct							1
	2	3	4	5	6	7	8
	9	10	11	12	13	14	15
	16	17	18	19	20	21	22
	23	24	25	26	27	28	29
	30	31					
Nov			1	2	3	4	5
	6	7	8	9	10	11	12
	13	14	15	16	17	18	19
	20	21	22	23	24	25	26
	27	28	29	30			
Dec					1	2	3
	4	5	6	7	8	9	10
	11	12	13	14	15	16	17
	18	19	20	21	22	23	24
	25	26	27	28	29	30	31
Jan	1	2	3	4	5	6	7
	8	9	10	11	12	13	14
	15	16	17	18	19	20	21
	22	23	24	25	26	27	28
	29	30	31				
Feb				1	2	3	4
	5	6	7	8	9	10	11
	12	13	14	15	16	17	18
	19	20	21	22	23	24	25
	26	27	28				
Mar				1	2	3	4
	5	6	7	8	9	10	11
	12	13	14	15	16	17	18
	19	20	21	22	23	24	25
	26	27	28	29	30	31	
Apr							1
	2	3	4	5	6	7	8
	9	10	11	12	13	14	15
	16	17	18	19	20	21	22
	23	24	25	26	27	28	29
	30						
May		1	2	3	4	5	6
	7	8	9	10	11	12	13
	14	15	16	17	18	19	20
	21	22	23	24	25	26	27
	28	29	30	31			
Jun					1	2	3
	4	5	6	7	8	9	10
	11	12	13	14	15	16	17
	18	19	20	21	22	23	24
	25	26	27	28	29	30	
Jul							1
	2	3	4	5	6	7	8
	9	10	11	12	13	14	15
	16	17	18	19	20	21	22
	23	24	25	26	27	28	29
	30	31					

Early release each Wednesday for K-12

Aug 11,15 CA Buy Back Days-Staff Development
12 All Staff Training at PAT/Staff Prep-Cert. Duty Day
16 Staff Preparation Days - Certificated Duty Days
17 First Day of Instruction

Sept 5 Labor Day - Holiday

Oct End of First Qtr. (42 Days)

Nov 1 CA Buy Back Day - Non-Instruction Day
End of Trimester 1 (62 Days)

11 Veterans' Day - Holiday
21-23 Non-Instruction Day
24 Thanksgiving Day - Holiday
25 Non-Instruction Day - Holiday

Dec 19-Jan. 6 Winter Recess - Non-Instruction Days
23 Admissions' Day - Holiday
26 Christmas Day - Holiday

2 New Years Day - Holiday
9 Classes Resume
16 Martin Luther King's Birthday - Holiday

Feb 13 Lincoln's Birthday - Holiday
20 Presidents' Day - Holiday

Mar End of Trimester 2 (61 Days)
End of Third Qtr. (47 Days)

Apr 3-10 Spring Recess - Non-Instruction Days
7 Holiday
11 Classes Resume

May 29 Memorial Day-Holiday

1 Reedley High School Graduation
2 Orange Cove High Graduation
6 Adult School/KCHS/MVS Graduation
7 RMCHS/KC Online Graduation
8 Middle School Promotions
9 Last day of Instruction/Final Duty Day
End of Fourth Qtr. (48 Days)
End Of Trimester 3 (58 Days)

Jul 4 Independence Day - Holiday

○ Non-Instruction Day
□ Holiday/Classified Holiday
* CA Buy Back Day
{ } Staff Preparation

Think ahead,
use scheduled
time off for
appointments

Think Ahead


PowerSchool Is an online parent and student information system. Students are encouraged to use PowerSchool to check their grades and missing assignments regularly.

To Access with Computer

Log In :

- School/District Website
- PowerSchool App on Smartphone

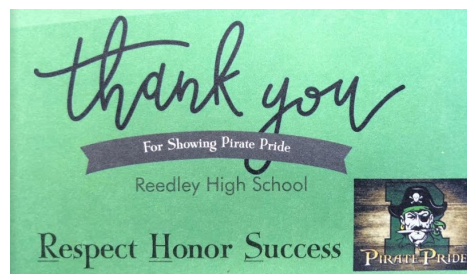
To Access with App



Step 1: Download Powerschool App

Click on below App Store icon for Apple iPhone, Apple iPad, Apple iPod, and Apple iPod Touch.
Click on below Google Play icon for Android devices.

Step 2: Enter Parent Powerschool Username and Password



Making the "right" choices is appreciated!

Choose one way you can use this acknowledgment....

1. Keep it as a reminder of your awesomeness!
2. Use it as a front of the lunch line pass (bring 1 friend).
3. Turn it into the library and be entered into a drawing.
4. Pass it on to a friend.





PATH to Success

Credits

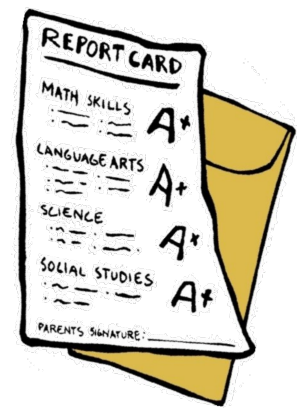
One major difference between middle school and RHS is the way students earn semester credits as opposed to the trimester grading period. At RHS, students must pass their classes with a “D” or better to earn class credit.

“Keep in mind CSU & UC require a “C” or better.”

RHS

- ⇒ Fall Semester (80 days)
- ⇒ Spring Semester (98 days)
- ⇒ 1 Class per semester = 5 Credits
- ⇒ 7 Classes per semester = 35 Credits
- ⇒ 2 Semesters = 70 Credits
- ⇒ 265 Credits = High School Diploma
- ⇒ 2.0 Cumulative GPA = High School Graduation

***Cumulative = all 4 Years**



Middle School

- ⇒ Trimester 1 (58 days)
- ⇒ Trimester 2 (61 days)
- ⇒ Trimester 3 (61 days)
- ⇒ No Credits Earned
- ⇒ 2.0 GPA for Promotion



PATH to Success

Grades

Students taking an Honors level class or Advanced Placement (AP) class in a core academic area receive an extra grade point. You can have up to 8 semesters of augmentation added to your GPA. Students who want to apply to more prestigious UC/CSU and private universities are encouraged to take AP and Honors courses to make their applications more competitive.



College Signing Day 2019



How to calculate Augmented VS Non-Augmented GPA

Regular Course Grades		AP/Honors Course	
Grade Earned	GPA Points Earned	Grade Earned	GPA Points Earned
A	4	A	5
B	3	B	4
C	2	C	3
D	1	D	1
F	0	F	0
A	4	A	5
B	3	B	4
TOTAL:	17	TOTAL:	22
Total Divided by 7 classes	17/7	Total Divided by 7 classes	22/7
GPA	2.42	GPA	3.14

Stay on Task

Homework

Students should expect to have homework nightly at RHS. It is important to **prioritize your time and plan ahead** for homework and studying. One assignment can make the difference between a passing and failing grade in a class. We encourage you to **visit the transition center for homework support**. The **math department also has daily tutorial after school**. Take advantage of the tutorial opportunities. We are here to help.



NEED HELP IN SCHOOL?

Options below for tutorial and help with school work/assignments:

Math

Before School - 7:15am:

- Monday - Room 404 - Ms. Alves
- Thursday - Room 404 - Ms. Alves

After School - 3:11pm:

- Monday - Room M4 - Mr. Lewis
- Tuesday - Room M1 - Mr. Ruvalcaba
- Thursday - Room M2 - Ms. Robledo

English

After School - 3:11pm:

- Monday - Room 5A-2 - Mr. Calvillo
- Tuesday - Room 5A-2 - Mr. Calvillo
- Thursday - Room 5A-2 - Mr. Calvillo

Science

available by request - during lunch time

Student Transition Center

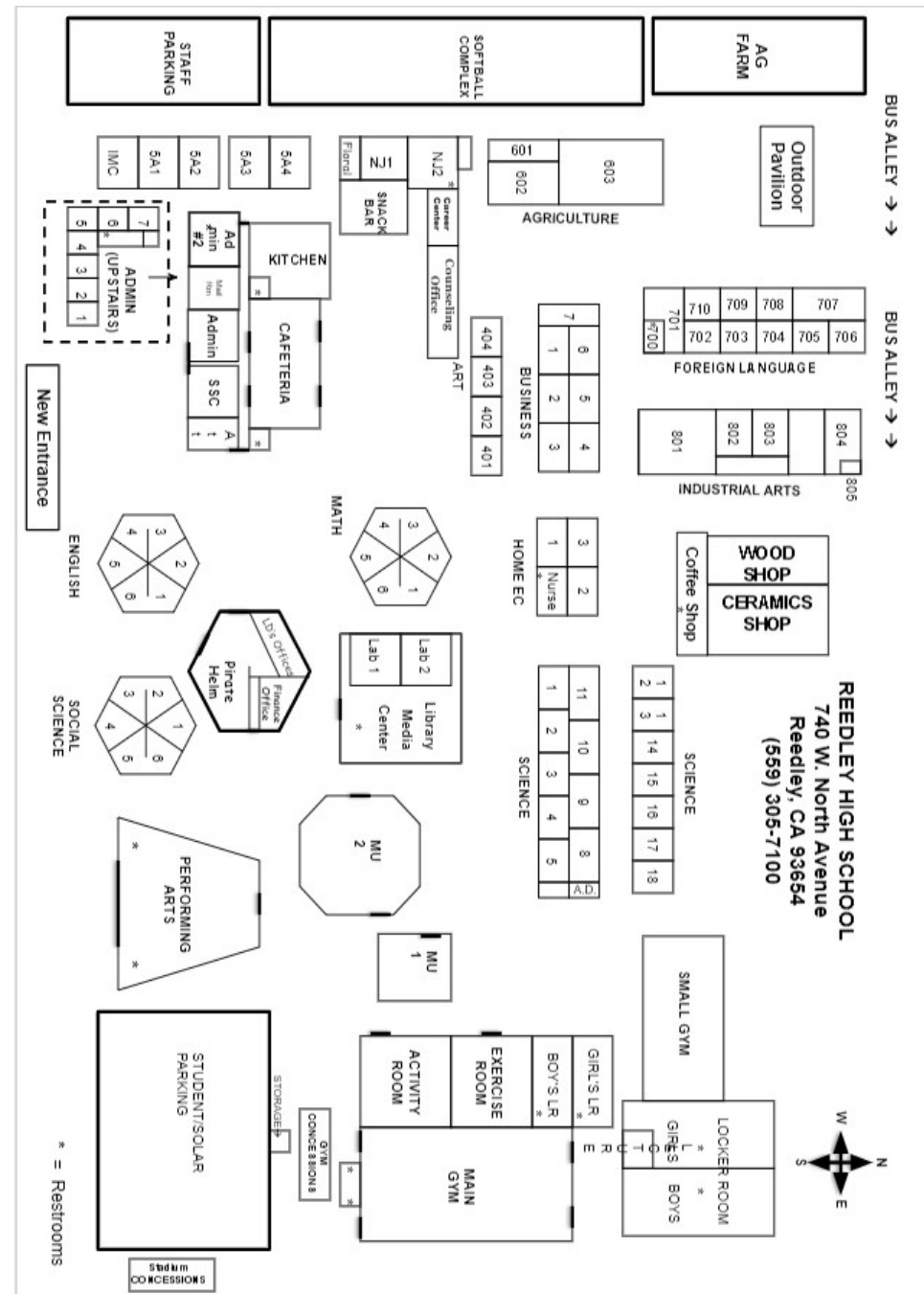
Open for ALL Students, supporting ALL subjects - Before School, Break, Lunch, and After School in **Room B3**

Staying Connected

Students should check the school website for links to different departments and for important information posted daily. Students are also strongly encouraged to **join a campus club, sport, or any other extra curricular activity** as a way to stay connected to campus life.



Know your New School Campus



YOU ARE NOT ALONE

The transition from middle school to high school can be both an overwhelming and exciting experience. The Student Transition Team is here to make sure your first day, first week, and more importantly your first year of high school is a success. Our team of mentors will support you as you navigate through the academic, social, and emotional changes high school can bring.



Advice for Pirate Freshman

1. Turn in Homework on time
2. Get Involved
3. Become Organized
4. Socialize
5. Make the most of it
6. Don't be afraid to ask for Help
7. Be Yourself
8. Plan for the Future
9. If all else fails the **Student Transition Team** is here to Help.

Student Transition Program

Micah Hiatt – RHS - Student Transition Director

Email: hiatt-m@kcusd.com

Phone: (559) 305-7019

Pablo Saenz – RHS - Student Transition Director

Email: saenz-p@kcusd.com

Phone: (559) 305-7018

Minerva Resendiz – RHS - Student Transition Liaison

Email: resendiz-m@kcusd.com

Phone: (559) 305-7017

Araceli Rodriguez – RHS - Student Transition Liaison

Email: rodriguez-ara@kcusd.com

Phone: (559) 305-7023



Visit our Website: bit.ly/rhspstp

Visit the Student Transition Center:

Reedley High School in Room B-3