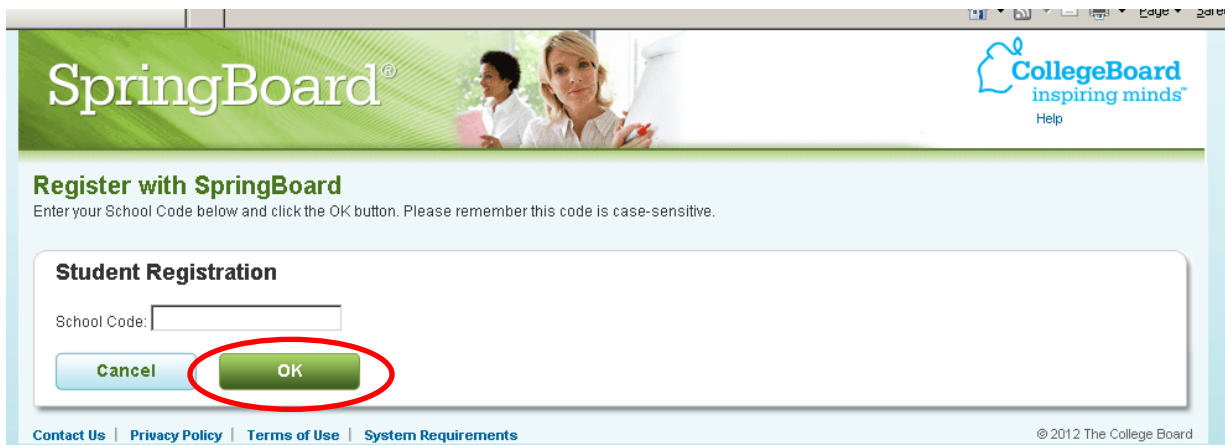
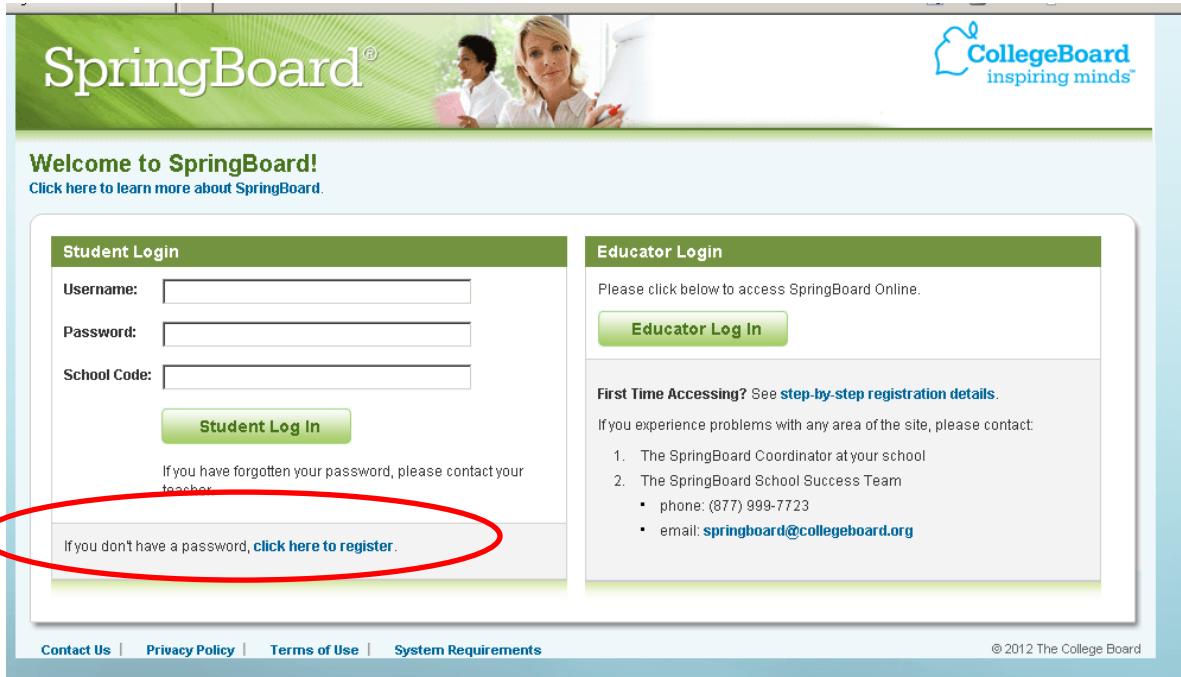


SpringBoard

Student self – registration

- Have student go to: www.springboard.collegeboard.com
- Click “If you don’t have a password, click here to register”

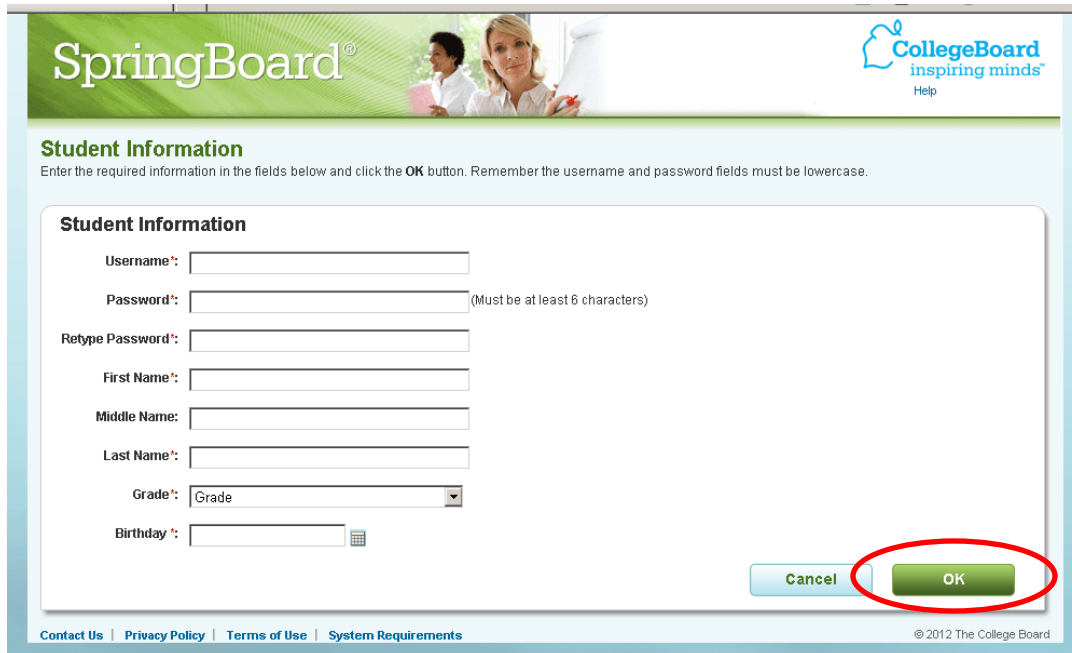


Enter the School Code and click OK

School	Code
Eastview Middle School	231649
Highlands Middle School	234555
White Plains Middle High School	120889

Fill in the information screen and click OK

(For the username – recommend to use the same one as when you log into the school computer network).



The image shows a screenshot of the SpringBoard Student Information form. At the top, there is a banner with the SpringBoard logo and the CollegeBoard logo with the tagline "inspiring minds" and a "Help" link. Below the banner, the form is titled "Student Information" and includes a note: "Enter the required information in the fields below and click the OK button. Remember the username and password fields must be lowercase." The form fields are: Username (text input), Password (text input with a note "(Must be at least 6 characters)"), Retype Password (text input), First Name (text input), Middle Name (text input), Last Name (text input), Grade (dropdown menu with "Grade" selected), and Birthday (text input with a calendar icon). At the bottom right of the form, there are two buttons: "Cancel" and "OK". The "OK" button is circled in red. At the bottom of the page, there are links for "Contact Us", "Privacy Policy", "Terms of Use", and "System Requirements", and a copyright notice: "© 2012 The College Board".