



**MERCHISTON**  
EDINBURGH



**ACADEMIC RESULTS 2020-21**

“ As a community, we have developed an environment and culture in which our students are supported to perform to the very best of their ability. This underpins our record of academic success as a school, and we take pride in the hard work, enjoyment, and inspiration, which is to be found daily as a result. Our curriculum is focused on enabling every student to access subjects and courses which challenge, inspire, and prepare them for their chosen post-school destination. By drawing on the best of what both A Level and Scottish SQA Higher qualifications have to offer, we are able to provide real flexibility of choice and approach in our Upper Sixth year. This ensures that our students are able to move forward with confidence that they are ready for the next stage. ”

**DR DALE CARTWRIGHT** — *Deputy Head Learning and Teaching*



**MERCHISTON**  
EDINBURGH

## **CELEBRATING MERCHISTON'S ACADEMIC RESULTS**

In today's competitive and global workplace, it is important that your son leaves school having achieved the very best of which he is capable, equipped for his next step.

This booklet showcases the formidable academic performance of our boys.  
Here are some of the key facts and figures:

- 3 As at A Level equates to 144 UCAS points. Merchiston's average tally is 141 points.
- 63% of successful applicants in 2021 went to UK Russell Group Universities, Bath, St Andrews and leading international institutions
- 33 pupils achieved a clean sweep of A\* / A grades at A Level
- 17 pupils achieved a clean sweep of 9 / 8 / 7 grades at GCSE
- 72% of grades at GCSE were 9 / 8 / 7

To be fully prepared for the next stage, your son will also need social and life skills in abundance. These are, of course, much harder to measure in a booklet. We hope you will visit us, meet the boys and let them tell you what they have gained here, above and beyond their academic success.

## GCSE RESULTS (GRADES 9 – 1)

SUBJECT	NO. OF CANDIDATES	9 (%)	8 (%)	7 (%)	6 (%)	5 (%)	4 (%)	3 (%)	2/1/U (%)	PASS RATE 9 – 4 (%)
ART	4	1 (25)	3 (75)	0 (0)	0 (0)	0 (0)	0 (0)	0 (0)	0 (0)	100
BIOLOGY	27	6 (22)	7 (26)	8 (30)	4 (15)	2 (7)	0 (0)	0 (0)	0 (0)	100
CHEMISTRY	30	8 (27)	4 (13)	6 (20)	3 (10)	5 (17)	3 (10)	0 (0)	1 (3)	97
COMPUTER SCIENCE	10	8 (80)	2 (20)	0 (0)	0 (0)	0 (0)	0 (0)	0 (0)	0 (0)	100
DESIGN & TECHNOLOGY	11	4 (36)	3 (27)	2 (18)	2 (18)	0 (0)	0 (0)	0 (0)	0 (0)	100
EAL	1	0 (0)	0 (0)	0 (0)	0 (0)	0 (0)	1 (100)	0 (0)	0 (0)	100
ELECTRONICS	10	0 (0)	2 (20)	3 (30)	3 (30)	1 (10)	1 (10)	0 (0)	0 (0)	100
ENGLISH LANGUAGE	46	15 (33)	11 (24)	13 (28)	6 (13)	1 (2)	0 (0)	0 (0)	0 (0)	100
ENGLISH LITERATURE	46	13 (28)	13 (28)	12 (26)	5 (11)	3 (7)	0 (0)	0 (0)	0 (0)	100
GEOGRAPHY	28	9 (32)	5 (18)	9 (32)	3 (11)	0 (0)	1 (4)	1 (4)	1 (2)	96
HISTORY	25	8 (32)	6 (24)	8 (32)	1 (4)	0 (0)	1 (4)	0 (0)	1 (4)	96
LATIN	5	3 (60)	0 (0)	2 (40)	0 (0)	0 (0)	0 (0)	0 (0)	0 (0)	100
MATHEMATICS	47	5 (11)	8 (17)	7 (15)	12 (26)	8 (17)	6 (13)	0 (0)	1 (2)	98
MUSIC	2	2 (100)	0 (0)	0 (0)	0 (0)	0 (0)	0 (0)	0 (0)	0 (0)	100
PHYSICAL EDUCATION	18	1 (6)	4 (22)	7 (39)	4 (22)	1 (6)	1 (6)	0 (0)	0 (0)	100
PHYSICS	30	12 (40)	6 (20)	4 (13)	1 (3)	6 (20)	1 (3)	0 (0)	0 (0)	100
SCIENCE (DOUBLE AWARD)	32	3 (9)	2 (6)	9 (28)	5 (16)	5 (16)	2 (6)	4 (13)	2 (6)	81
SPANISH	11	4 (36)	5 (45)	2 (18)	0 (0)	0 (0)	0 (0)	0 (0)	0 (0)	100

“ We place significant trust in Merchiston when recommending it as an outstanding senior school option for boys. Former pupils who go on to Merchiston never fail to impress when they return to visit, either as senior school pupils or beyond school leaver age. Merchiston succeeds in stimulating, challenging and inspiring boys to achieve their potential and readies them for an ever-changing and increasingly complex world. ”

LIAM HARVEY — *Headmaster, St. Mary's Melrose*

## GCSE RESULTS (GRADES 9 – 1)

TOTAL PAPERS TAKEN	383	%
GRADE 9	102	27
GRADE 8	81	21
GRADE 7	92	24
GRADE 6	49	13
GRADE 5	32	8
GRADE 4	17	4
GRADE 3	5	1
GRADE 2 / 1 / U	5	1
<hr/>		
GRADE 9	102	27
GRADES 9/8	183	48
GRADES 9/8/7	275	72
GRADES 9 – 4 (PASS RATE)	373	97

## NATIONAL 5 RESULTS (A–D)

SUBJECT	NO. OF ENTRIES	A (%)	B (%)	C (%)	D (%)	A – C %
FRENCH	11	8 (73)	1 (9)	2 (18)	0 (0)	100
MANDARIN SIMPLIFIED	6	6 (100)	0 (0)	0 (0)	0 (0)	100
MANDARIN TRADITIONAL	5	5 (100)	0 (0)	0 (0)	0 (0)	100
SPANISH	8	8 (100)	0 (0)	0 (0)	0 (0)	100

“ Merchiston provides an outstanding, progressive all-round education, supporting boys to achieve academically and to develop as people, fully preparing them to meet the challenges of being a young man in the twenty-first century and ready to contribute to the communities in which they live. ”

**MRS KATE MARTIN** — *Head, Mowden Hall School*

## SCOTTISH QUALIFICATIONS AUTHORITY – HIGHER RESULTS

### ADVANCED HIGHER RESULTS – UPPER SIXTH

SUBJECT	NO. OF CANDIDATES	A (%)	B (%)	C (%)	D (%)	NO AWARD (%)	PASS RATE A – C (%)
MANDARIN SIMPLIFIED	6	6 (100)	0 (0)	0 (0)	0 (0)	0 (0)	100
MANDARIN TRADITIONAL	7	7 (100)	0 (0)	0 (0)	0 (0)	0 (0)	100
MANDARIN SIMPLIFIED	2	2 (100)	0 (0)	0 (0)	0 (0)	0 (0)	100
MANDARIN TRADITIONAL	1	1 (100)	0 (0)	0 (0)	0 (0)	0 (0)	100
<b>TOTAL PRESENTATIONS</b>	<b>16</b>						
<b>PASS RATE (A – C)</b>	<b>100%</b>						
<b>A GRADES</b>	<b>100%</b>						

### HIGHER RESULTS – UPPER SIXTH


SUBJECT	NO. OF CANDIDATES	A (%)	B (%)	C (%)	D (%)	NO AWARD (%)	PASS RATE A – C (%)
BIOLOGY	5	3 (60)	2 (40)	0 (0)	0 (0)	0 (0)	100
CHEMISTRY	7	3 (43)	1 (14)	2 (29)	1 (14)	0 (0)	86
ECONOMICS	8	2 (25)	4 (50)	1 (13)	1 (13)	0 (0)	88
ENGLISH	12	11 (92)	1 (8)	0 (0)	0 (0)	0 (0)	100
FRENCH	3	2 (67)	1 (33)	0 (0)	0 (0)	0 (0)	100
GEOGRAPHY	8	6 (75)	1 (13)	0 (0)	1 (13)	0 (0)	88
HISTORY	5	3 (60)	1 (20)	1 (20)	0 (0)	0 (0)	100
MATHEMATICS	14	8 (57)	1 (7)	3 (21)	1 (7)	1 (7)	86
PHYSICAL EDUCATION	7	5 (71)	2 (29)	0 (0)	0 (0)	0 (0)	100
PHYSICS	5	1 (20)	3 (60)	0 (0)	0 (0)	1 (20)	80
<b>TOTAL PRESENTATIONS</b>	<b>74</b>						
<b>PASS RATE (A – C)</b>	<b>92%</b>						
<b>A GRADES</b>	<b>59%</b>						
<b>B GRADES</b>	<b>23%</b>						
<b>C GRADES</b>	<b>9%</b>						

HIGHERS	2011	2012	2013	2014	2015	2016	2017	2018	2019	2020	2021
PASS (A-C)	92%	87%	100%	100%	89%	79%	100%	95%	83%	97%	92%
A AND B GRADES	54%	60%	86%	90%	59%	46%	90%	79%	61%	94%	82%

### HIGHER RESULTS – LOWER SIXTH

SUBJECT	NO. OF CANDIDATES	A (%)	B (%)	C (%)	D (%)	NO AWARD (%)	PASS RATE A – C (%)
HIGHER MANDARIN SIMPLIFIED	9	9 (100)	0 (0)	0 (0)	0 (0)	0 (0)	100
HIGHER MANDARIN TRADITIONAL	4	4 (100)	0 (0)	0 (0)	0 (0)	0 (0)	100
HIGHER MUSIC	6	6 (100)	0 (0)	0 (0)	0 (0)	0 (0)	100









**TOTAL SUBJECTS TAKEN** 231

<b>GRADE A*</b>	88	38%
<b>GRADE A</b>	75	32%
<b>GRADE B</b>	48	21%
<b>GRADE C</b>	13	6%
<b>GRADE D</b>	6	3%
<b>GRADE E</b>	0	0%
<b>GRADE U</b>	0	0%

<b>GRADE A*</b>	88	38%
<b>GRADE A</b>	75	32%
<b>GRADE A* - A</b>	163	71%
<b>GRADE A* - B</b>	211	92%
<b>GRADE A* - E (OVERALL PASS)</b>	231	100%

<b>A LEVELS</b>	<b>2012</b>	<b>2013</b>	<b>2014</b>	<b>2015</b>	<b>2016</b>	<b>2017</b>	<b>2018</b>	<b>2019</b>	<b>2020</b>	<b>2021</b>
<b>PASS (A* - E)</b>	100%	100%	100%	100%	99%	100%	100%	99%	100%	100%
<b>A* GRADES</b>	21%	19%	18%	12%	12%	19%	21%	17%	25%	38%
<b>A GRADES</b>	35%	33%	36%	28%	31%	28%	28%	21%	30%	32%
<b>A* - A GRADES</b>	56%	51%	54%	40%	43%	47%	50%	38%	56%	71%
<b>A* - B GRADES</b>	81%	81%	81%	76%	77%	74%	77%	71%	83%	72%
<b>A* - C GRADES</b>	96%	94%	96%	92%	94%	89%	95%	89%	97%	97%

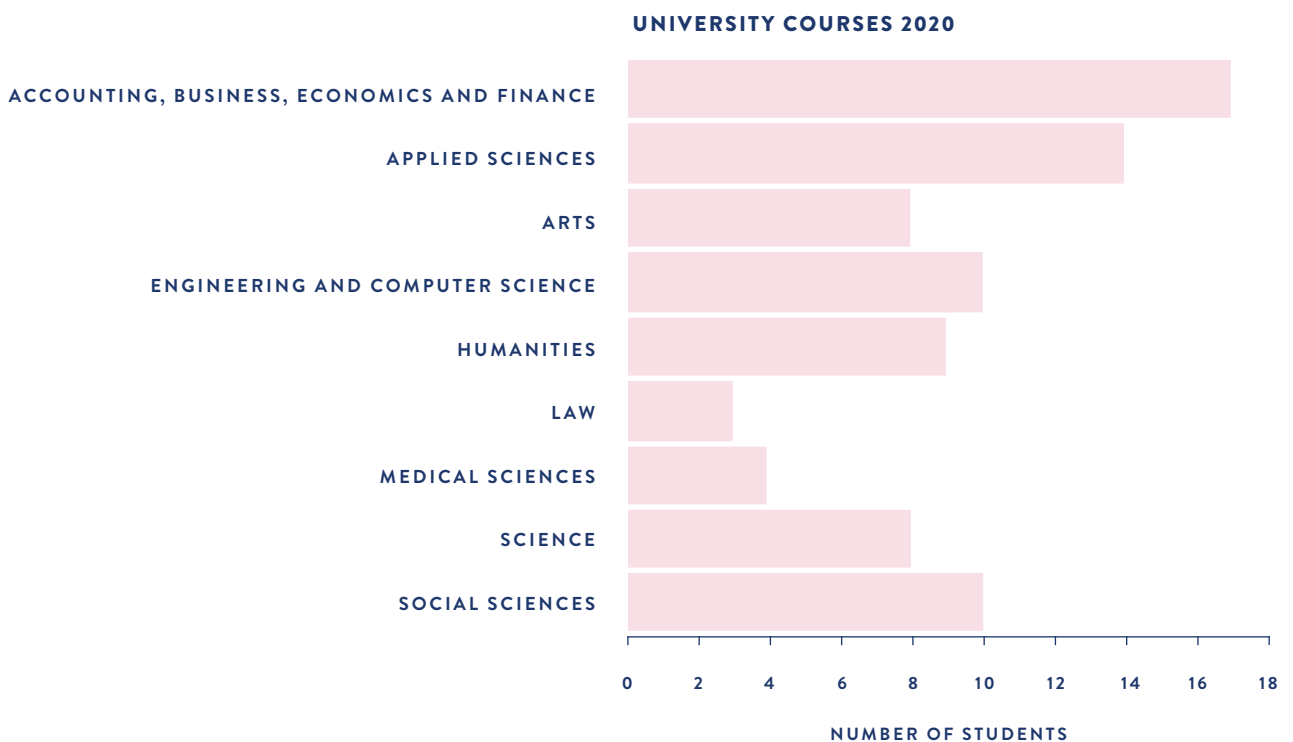
\*Including Advanced Higher: A\* at A Level is equivalent to an A at Advanced Higher in the UCAS points tariff.

“ I've been impressed with the way that Merchiston has maintained its all-boys status and remained an environment where boys can be both nurtured and challenged. You've shown yourselves capable of getting the best of a wide range of abilities and have developed some fine young men. ”

**ROB TAYLOR** — *Headmaster, Cargilfield*

## MOVING ON

Many of this year's leavers will be taking up places at top UK universities — the destinations are shown on the following pages. Some of these pupils will be taking time away from their academic studies to experience living and working overseas as part of their gap year. Their careers at Merchiston prepare them well as they embark on their future study; we equip them not just with the results they require to follow their chosen path, but also with essential life skills.

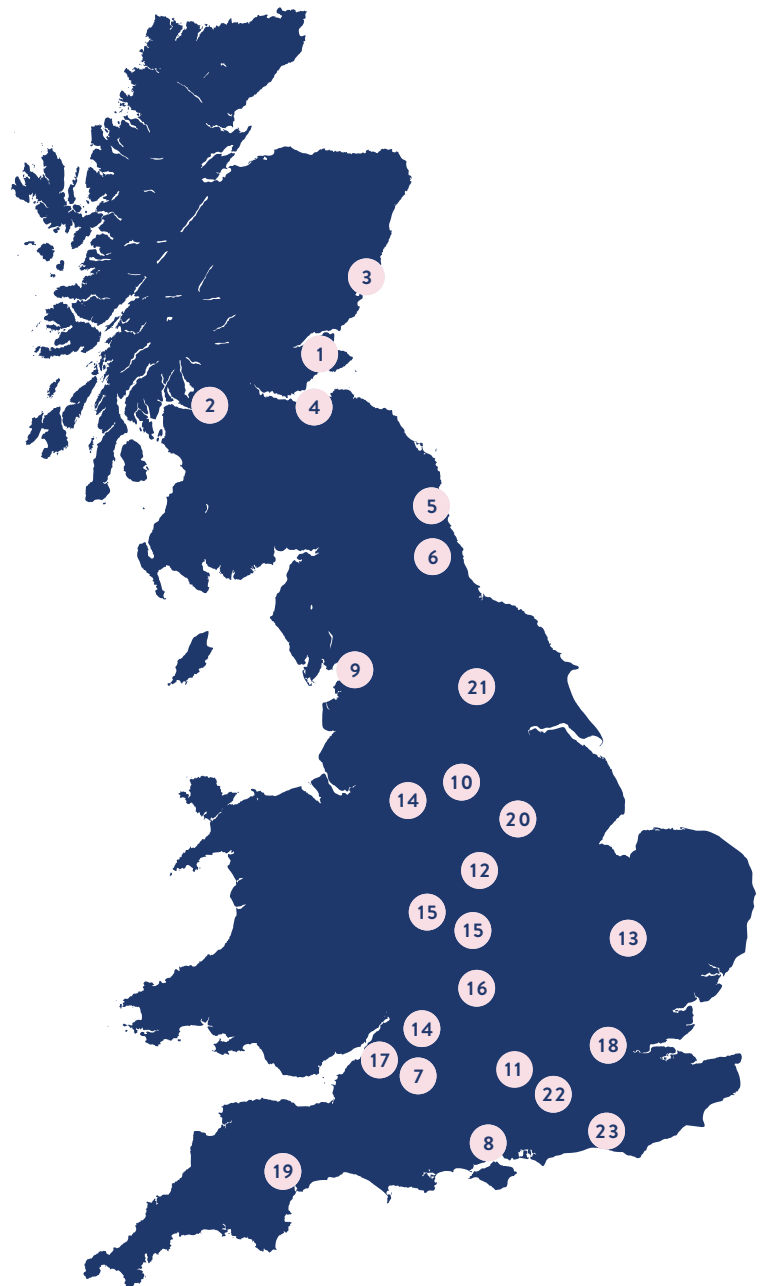


“ Teachers in the Maths Department are not only flawless in teaching, but also good at being mentors! You all stunned me, as I had not come across any teacher like you in Hong Kong. ”

**FORMER PUPIL**

## UNIVERSITY DESTINATIONS

- 1 **ST ANDREWS** University of St Andrews (2)
- 2 **GLASGOW** University of Glasgow (5)  
University of Strathclyde (1)
- 3 **ABERDEEN** University of Aberdeen (7)
- 4 **EDINBURGH** University of Edinburgh (1)  
Heriot-Watt University (1)  
Edinburgh Napier University (1)  
Robert Gordon's University (1)
- 5 **NEWCASTLE** Newcastle University (6)  
Northumbria University (4)
- 6 **DURHAM** University of Durham (2)
- 7 **BATH** University of Bath (1)
- 8 **SOUTHAMPTON** University of Southampton (1)
- 9 **LANCASTER** Lancaster University (3)
- 10 **SHEFFIELD** University of Sheffield (3)
- 11 **READING** University of Reading (3)
- 12 **LOUGHBOROUGH** Loughborough University (2)
- 13 **CAMBRIDGE** University of Cambridge (1)
- 14 **MANCHESTER** University of Manchester (1)
- 15 **COVENTRY** University of Warwick (2)  
Coventry University (1)
- 16 **OXFORD** University of Oxford (1)  
Oxford Brookes University (1)
- 17 **BRISTOL** University of Bristol (1)
- 18 **LONDON** University College London (UCL) (5)  
London School of Economics,  
Imperial College London (3)  
SOAS, University of London (1)  
London Metropolitan University (1)  
Middlesex University (1)
- 19 **EXETER** University of Exeter (5)
- 20 **NOTTINGHAM** University of Nottingham (1)
- 21 **YORK** University of York (1)
- 21 **LEEDS** Leeds Beckett University (1)  
Leeds Conservatoire (1)
- 22 **SURREY** University of Surrey (1)
- 22 **SUSSEX** University of Sussex (1)



## PUPIL DESTINATIONS

**SCOTLAND** Total number going to University in Scotland 19 (23%)

RUSSELL GROUP & ST ANDREWS UNIVERSITIES	NO. OF PUPILS	UNIVERSITIES	NO. OF PUPILS
UNIVERSITY OF EDINBURGH	1	UNIVERSITY OF ABERDEEN	7
UNIVERSITY OF GLASGOW	5	EDINBURGH NAPIER UNIVERSITY	1
UNIVERSITY OF ST ANDREWS	2	HERIOT-WATT UNIVERSITY	1
		ROBERT GORDON'S UNIVERSITY	1
		UNIVERSITY OF STRATHCLYDE	1

**REST OF THE UK** Total number going to University in Rest of the UK 57 (69%)

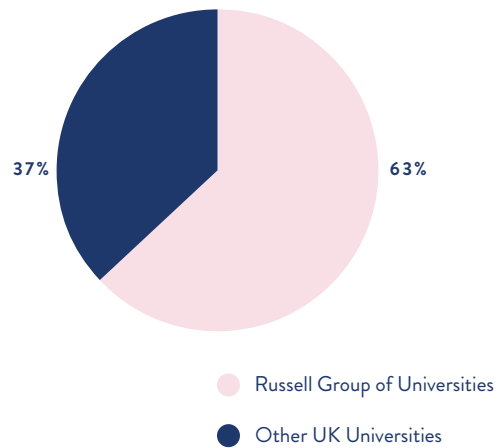
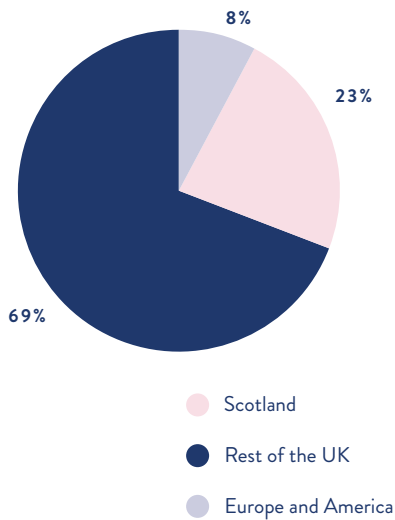
RUSSELL GROUP AND BATH UNIVERSITIES	NO. OF PUPILS	UNIVERSITIES	NO. OF PUPILS
UNIVERSITY OF BATH	1	COVENTRY UNIVERSITY	1
UNIVERSITY OF BRISTOL	1	LANCASTER UNIVERSITY	3
UNIVERSITY OF CAMBRIDGE	1	LEEDS BECKETT UNIVERSITY	1
UNIVERSITY OF DURHAM	2	LEEDS CONSERVATOIRE	1
UNIVERSITY OF EXETER	5	LONDON METROPOLITAN UNIVERSITY	1
IMPERIAL COLLEGE	3	LOUGHBOROUGH UNIVERSITY	2
LONDON SCHOOL OF ECONOMICS, UNIVERSITY OF LONDON	2	MIDDLESEX UNIVERSITY	1
SOAS, UNIVERSITY OF LONDON	1	NORTHUMBRIA UNIVERSITY	4
UNIVERSITY COLLEGE LONDON (UCL)	5	OXFORD BROOKES UNIVERSITY	1
UNIVERSITY OF MANCHESTER	1	UNIVERSITY OF READING	3
NEWCASTLE UNIVERSITY	6	UNIVERSITY OF SURREY	1
UNIVERSITY OF NOTTINGHAM	1	UNIVERSITY OF SUSSEX	1
UNIVERSITY OF OXFORD	1		
UNIVERSITY OF SHEFFIELD	3		
UNIVERSITY OF SOUTHAMPTON	1		
UNIVERSITY OF WARWICK	2		
UNIVERSITY OF YORK	1		

**INTERNATIONAL INSTITUTIONS** Total number going to International Institutions: 7 (10%)

UNIVERSITIES IN EUROPE AND AMERICA	NO. OF PUPILS
UNIVERSITIES IN EUROPE AND AMERICA (including Ivy League)	7

OTHER	NO. OF PUPILS
Number of pupils fulfilling offers to Oxford or Cambridge	2
Percentage of successful applicants going to UK Russell Group Universities, Bath, St Andrews & leading international institutions	63%
Number of university applications submitted	83
Number of pupils gaining their first choice of university	74

OTHER	NO. OF PUPILS
Percentage going to first choice university	89%
Number of pupils gaining their second choice of university	5
Percentage going to second choice university	6%
Number of pupils entering clearing and gaining a place	4
Percentage going to first or second choice of university	95%



#### RUSSELL GROUP OF UNIVERSITIES

UNIVERSITY OF BATH

UNIVERSITY OF BRISTOL

UNIVERSITY OF CAMBRIDGE

UNIVERSITY OF DURHAM

UNIVERSITY OF EDINBURGH

UNIVERSITY OF EXETER

UNIVERSITY OF GLASGOW

IMPERIAL COLLEGE

LONDON SCHOOL OF ECONOMICS, UNIVERSITY OF LONDON

SOAS, UNIVERSITY OF LONDON

UNIVERSITY COLLEGE LONDON (UCL)

UNIVERSITY OF MANCHESTER

NEWCASTLE UNIVERSITY

UNIVERSITY OF NOTTINGHAM

UNIVERSITY OF OXFORD

UNIVERSITY OF SHEFFIELD

UNIVERSITY OF SOUTHAMPTON

UNIVERSITY OF ST ANDREWS

UNIVERSITY OF WARWICK

UNIVERSITY OF YORK





“ Though renowned for their sporting prowess, particularly on the rugby field (Merchiston is ranked 14th school in the world for producing professional rugby players), the boys are at the top of their game academically, too: 2020’s results were stronger across the board than the previous year, with an average of 141 UCAS points (3 As at A-level equates to 144 points). ”



**MERCHISTON**  
EDINBURGH

**A BOARDING AND DAY SCHOOL FOR BOYS AGED 7-18**

Merchiston Castle School, Colinton Road, Edinburgh, EH13 0PU

+44 (0) 131 312 2200    [admissions@merchiston.co.uk](mailto:admissions@merchiston.co.uk)

**MERCHISTON.CO.UK**



Charity number: SC016580

