


Now I Know My ABCs

P

Preschool



A large white letter 'P' containing a space-themed illustration. The letters A through Z are arranged around the 'P' in a grid-like fashion. The illustration includes a blue rocket ship on the left, a purple and pink planet on the top right, a green planet with a purple ring in the middle, and several grey asteroids and yellow stars scattered throughout. A blue and grey comet tail with yellow stars is on the right side.




Table of Contents

Now I Know My ABCs


Exploring the Alphabet
Airplane Dot-to-Dot
Connect the Dot Letters
ABC Connect the Dots
Lowercase Letters Dot-to-Dot
Alphabet Dot-to-Dot Dog House
Connect the Dots with Letters
Truck Dot-to-Dot
Connect the Dots A-R: Rhino!
Helicopter Maze
Missing Letters
Follow the A to Z Path: Fireman Fred
Alphabet and Number Derby
Bingo

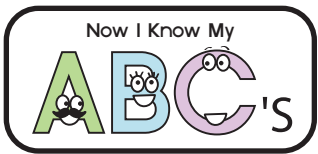
Certificate of Completion

Want more workbooks? Join Education.com Plus to save time and money.
<http://www.education.com/education-plus/>

★ Exploring the Alphabet ★

Help the rocket discover the new planet by following the path from A to Z.

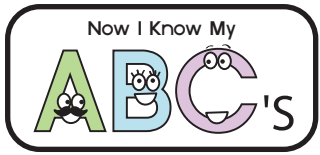




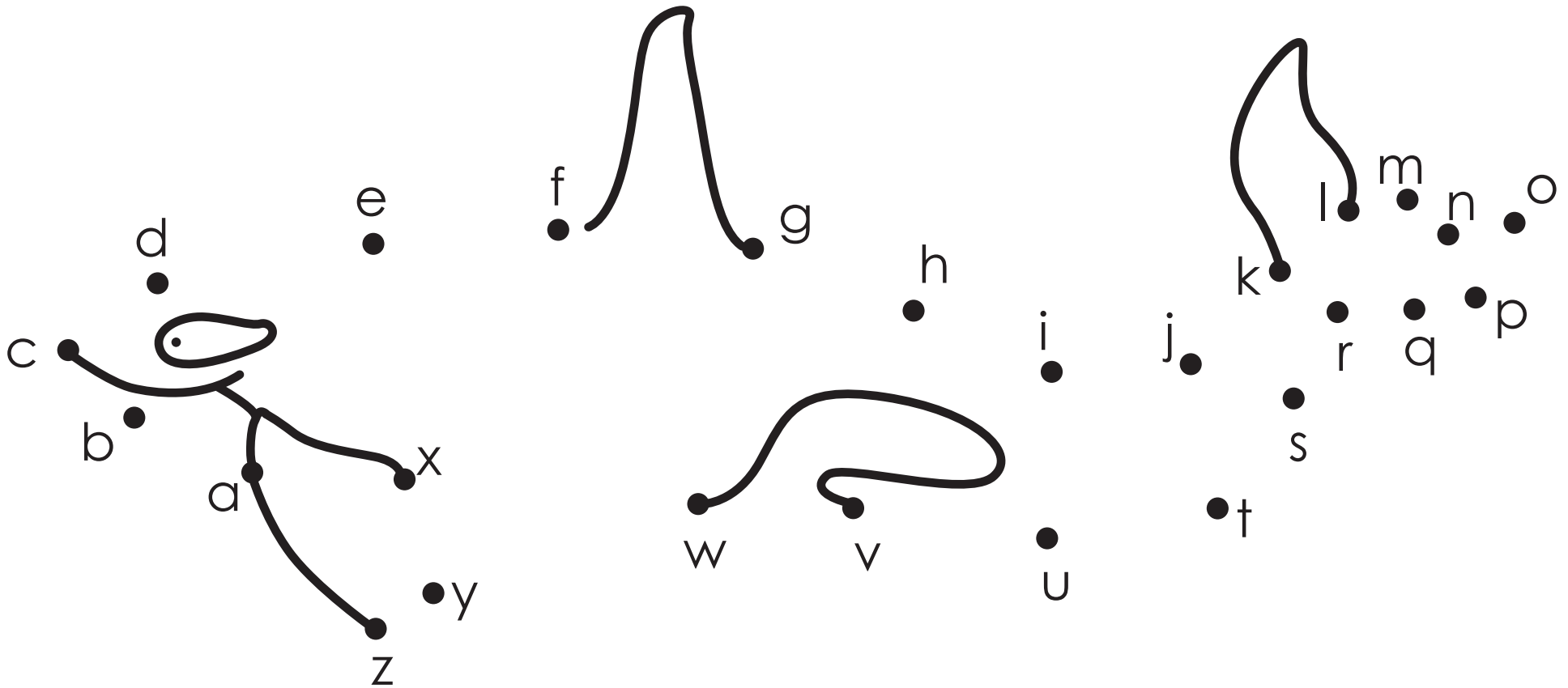

Connect the dots then color in the hidden picture!
Connect the dots from A to Z in alphabetical order.


Z ● — A ●
Y ● ● B ●
X ● ● C ●
W ● ● D ● ● E ● ● F ● ● G ●
R ● ● H ● ● I ● ● J ●
Q ● ● S ● ● T ● ● V ● ● U ● ● N ● ● M ● ● L ● ● K ●

P ● ● O ● ●

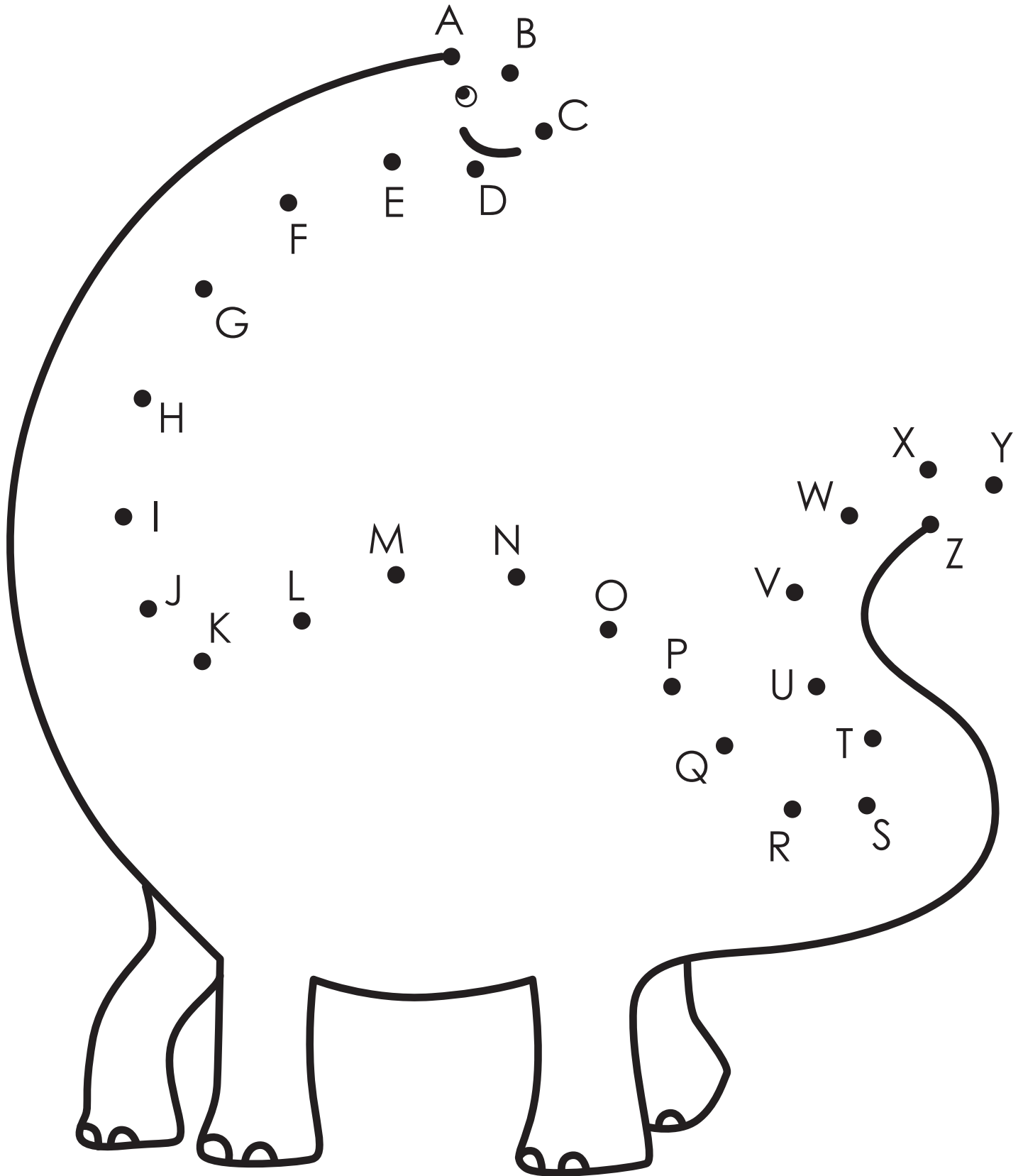



Connect the dots then color in the hidden picture!
Connect the dots from a to z in alphabetical order.






Connect the dots then color in the hidden picture!
Connect the dots from A to Z in alphabetical order.



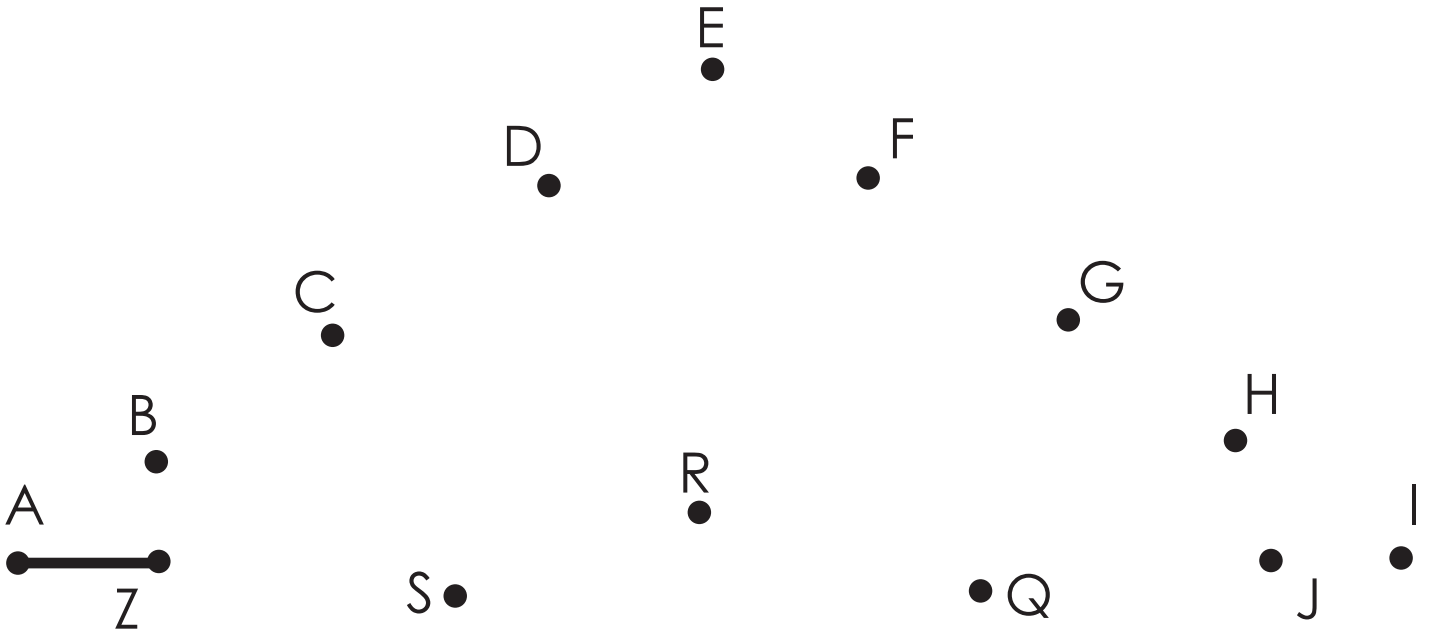



Connect the dots then color in the hidden picture!
Connect the dots from a to z in alphabetical order.



Connect the dots then color in the hidden picture!


Connect the dots from A to Z in alphabetical order.

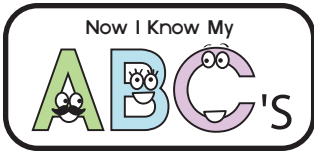







Connect the dots then color in the hidden picture!

Connect the dots from A to Z in alphabetical order.





Connect the dots then color in the hidden picture!
Connect the dots from A to T in alphabetical order.



M •

N •

O •

P •

H •

I •

G •

L •

Q •

F •



A •

J •

K •

T •

B •

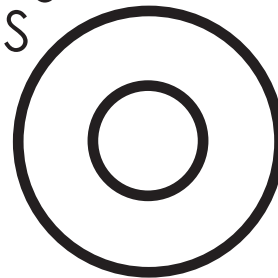

E •

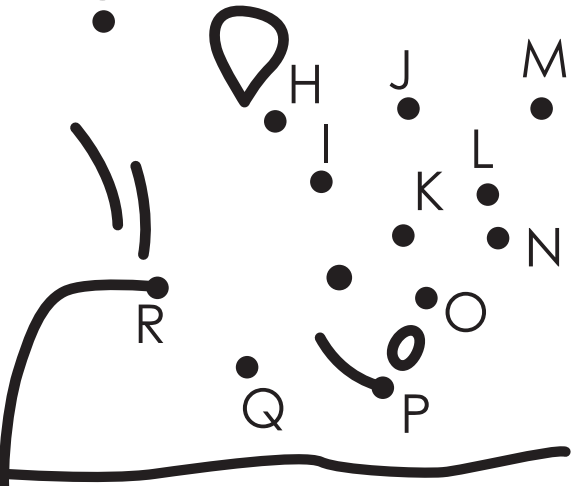

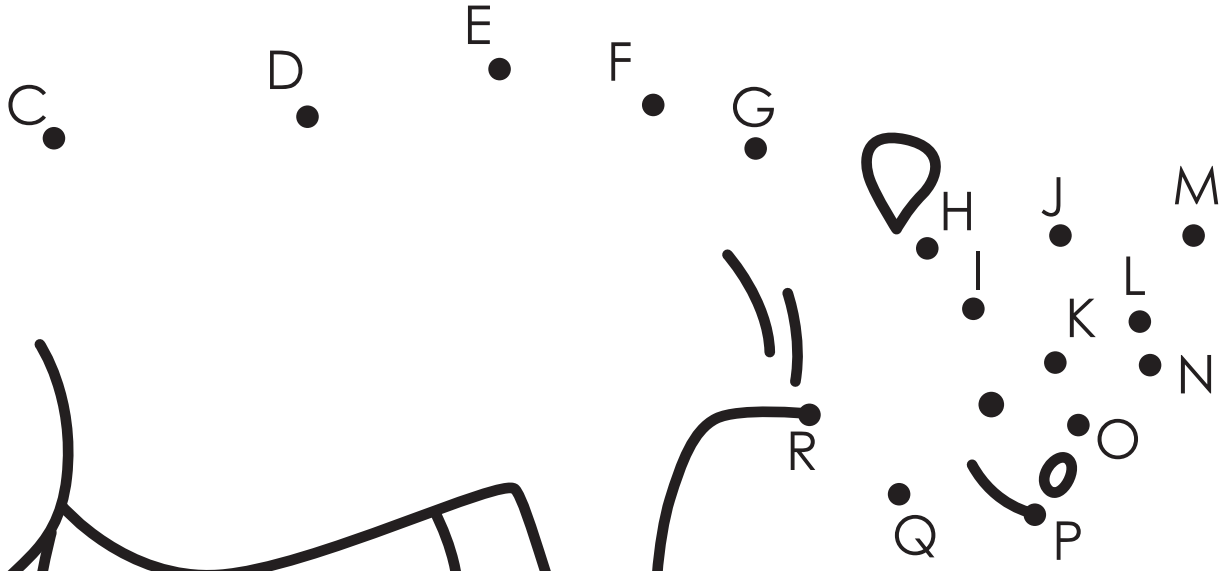

S •

R •


D •

C •





Help the helicopter land on the helicopter pad.
 Draw a line to make a path to connect A to Z in alphabetical order
 and get through the maze.



A maze puzzle where the goal is to draw a path from a helicopter (labeled 'A') to a helicopter pad (labeled 'H'). The path must follow the letters of the alphabet in order: A, B, C, D, E, F, G, H, I, J, K, L, M, N, O, P, Q, R, S, T, U, V, W, X, Y, Z. The maze is formed by black outlines of flowers. The letters are placed at various points within the maze. The helicopter pad is a green square with a yellow 'H' inside, located at the bottom right of the maze.

Missing Letters

Write the letter that comes first.

_____ B,C

_____ R,S

_____ K,L

_____ X



Write the letter that comes next.

E,F _____

N,O _____

T,U _____

Y _____

★ Missing Letters² ★

Complete the alphabet by
writing in the missing letters.

B C D


F G H J K

L M N P

Q R S T

V W X Y Z

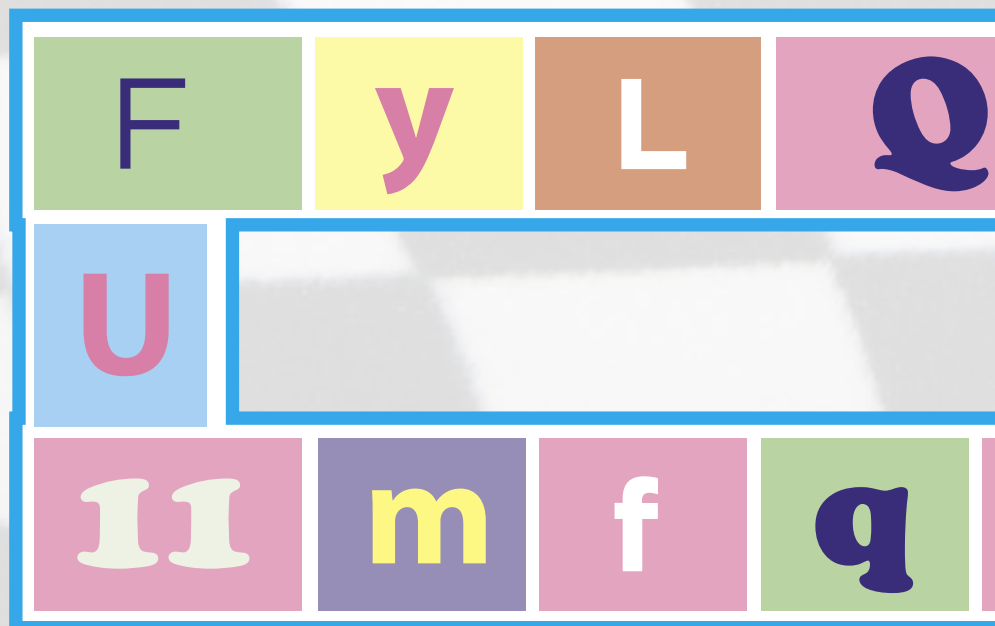
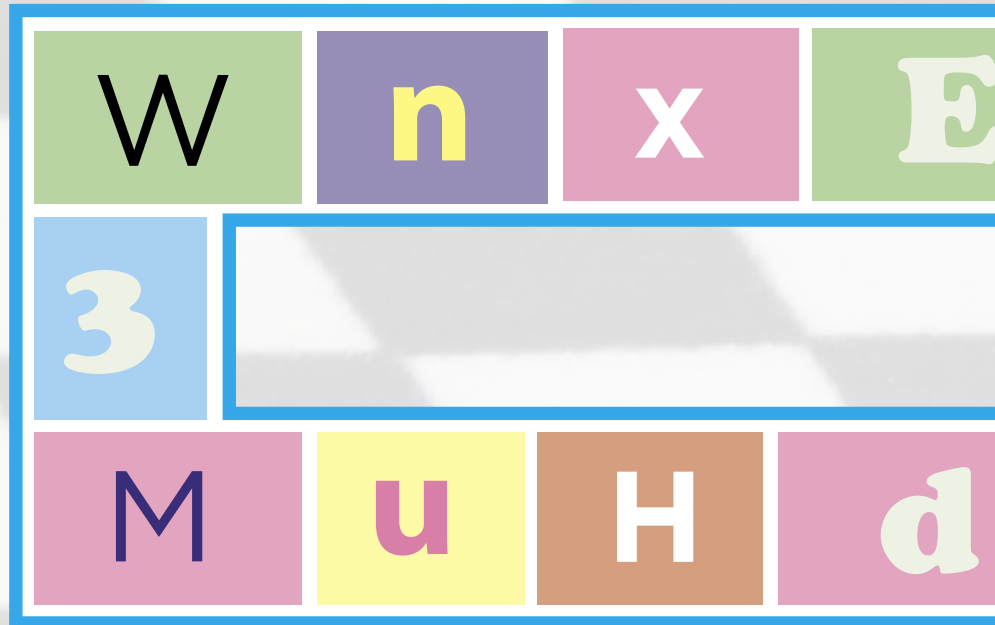
Follow the path from **a** to **z** to help the
go to the .



A large grid of letters and trees. The letters are arranged in a path from 'a' to 'z'. The path starts at 'a' in the top right, goes left to 'b', then down to 'c', 'd', 'e', 'f', 'g', 'h', 'i', 'j', 'k', 'l', 'm', 'n', 'o', 'p', 'q', 'r', 's', 't', 'u', 'v', 'w', 'x', 'y', 'z'. The path ends at 'z' in the bottom left. There are several trees scattered throughout the grid. Two fire icons are also present: one in the middle right and one in the middle left.

Alphabet and Number Derby!

1. Roll a die and move a game piece as many places as the number shown on the die.
2. Shout out the letter or number you land on.
3. Write down each letter or number you land on on a piece of paper.
4. The first player to the finish line is the winner.
5. See if you can spell a word by unscrambling the letters you collected by the end of the game!



C 7 j 1 T 4 10

r

9 8 k 0 v A

s F g B Z p

S

2 6 i J e 20

Y G H t X **FINISH**

BINGO

with Numbers, Shapes and the ABC's



Directions:

3



Cut out the 8 bingo game boards.


Cut out the calling cards and put them in an envelope or bag.

Each player will need a game board and game markers. Game markers can be any group of small items like coins, candies, dry beans, pieces from other games or paper clips.

Draw a card from the bag and call out the color, shape, letter or number. Help your preschooler mark his game board when a color or letter matches.

Play until a player gets three in a row. Or you can play "blackout" to see who can fill all the spots on their card first.

Have Fun!







































1



BINGO

Calling Cards Page 1

BINGO

Calling Cards Page 2

N	n	O	o
P	p	Q	q
R	r	S	s
T	t	U	u
V	v	W	w
X	x	Y	y
Z	z	1	2
3	4	5	6
7	8	9	10

BINGO

▲	R	6
E	■	O
P	Q	G



BINGO

B	▬	U
g	—	5
V	C	2

BINGO

V	r	7
b	H	Z
★	I	K



BINGO

M	4	3
S	n	J
K	■	P

BINGO

Z	8	●
—	f	T
C	w	h



BINGO

L	i	F
Q	★	1
e	Y	X

BINGO

q	†	A
9	o	d
Y	●	s



BINGO

D	U	W
X	▲	j
10	m	N

Great job!

is an Education.com reading superstar

