



Briceida Contreras Perez, Grade 11
Westhill High School



Anthony Lopez Salazar, Grade 2
Roxbury Elementary School




Charlotte Saunders, Grade 12
Stamford High School

Revenue

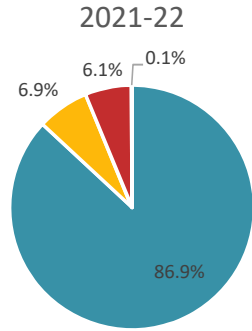


Annika Sahu, Grade 1
Westover Elementary School

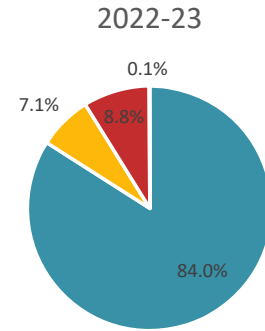


Caio Peixoto, Grade 4
Northeast Elementary School

**BOARD OF EDUCATION BUDGET 2022-23
TOTAL REVENUE BUDGET**



■ City of Stamford- Operating Budget
 ■ State Grants
■ Federal Grants
 ■ Private and Other Grants and Income



■ City of Stamford- Operating Budget
 ■ State Grants
■ Federal Grants
 ■ Private and Other Grants and Income

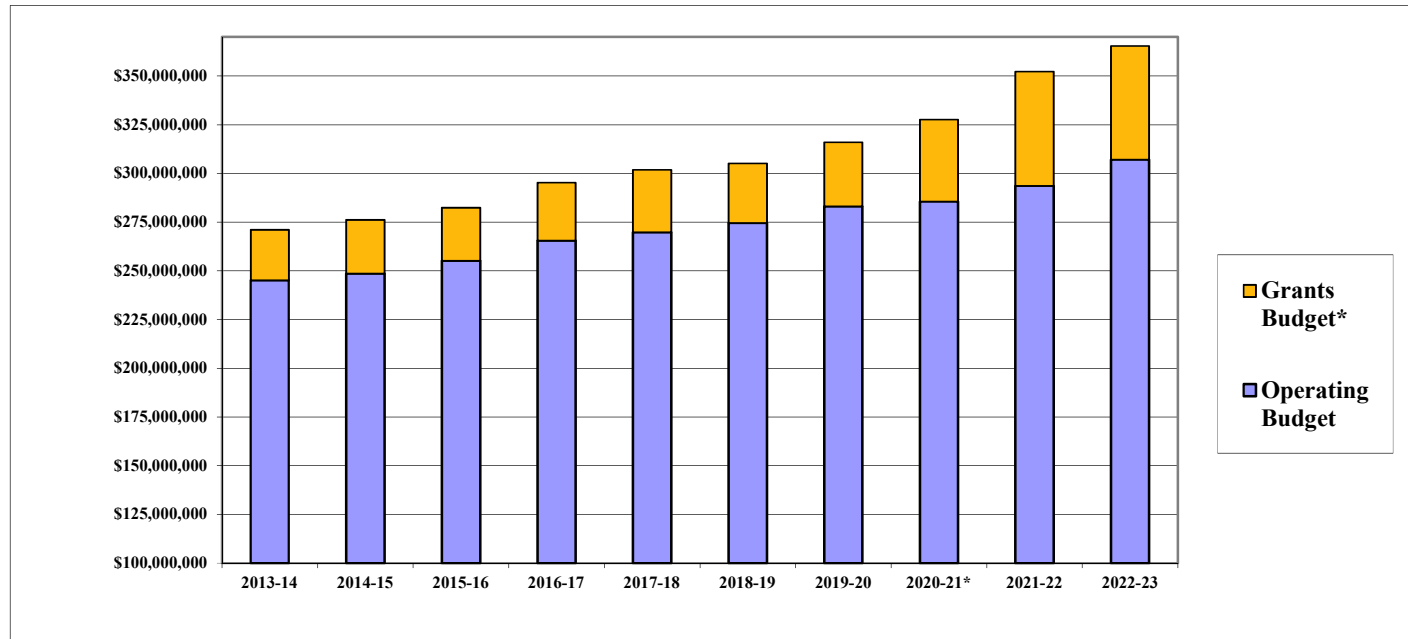
City of Stamford- Operating Budget	\$293,586,146	86.9%
State Grants	\$23,259,353	6.9%
Federal Grants	\$20,595,751	6.1%
Private and Other Grants and Income	\$348,785	0.1%

Total Operating & Grant Budget \$337,790,035 100.0%

City of Stamford- Operating Budget	\$306,972,542	84.0%
State Grants	\$25,988,139	7.1%
Federal Grants	\$31,968,896	8.8%
Private and Other Grants and Income	\$353,322	0.1%

Total Operating & Grant Budget \$365,282,899 100.0%

BOARD OF EDUCATION BUDGET 2022-23 REVENUE BY SOURCE



	2013-14	2014-15	2015-16	2016-17	2017-18	2018-19	2019-20	2020-21*	2021-22	2022-23
Operating Budget	\$245,072,959	\$248,574,216	\$255,113,422	\$265,543,299	\$269,736,292	\$274,518,970	\$283,069,806	\$285,555,203	\$293,586,146	\$306,972,542
Grants Budget*	\$26,062,218	\$27,546,793	\$27,258,096	\$29,639,511	\$32,076,240	\$30,613,226	\$32,810,755	\$41,959,712	\$58,549,878	\$58,310,357
Total	\$271,135,177	\$276,121,009	\$282,371,518	\$295,182,810	\$301,812,532	\$305,132,196	\$315,880,561	\$327,514,915	\$352,136,024	\$365,282,899

* = grant award amount or latest estimate as of budget printing date

**BOARD OF EDUCATION BUDGET 2022-23
GENERAL FUND REVENUE TO CITY OF STAMFORD**

	2018-19 Actual	2019-20 Actual	2020-21 Actual	2021-22 Estimated	2022-23** Estimated
REVENUE STATE OF CONNECTICUT					
Education Cost Sharing***	\$7,978,877	\$7,978,877	\$7,978,877	\$7,978,877	\$7,978,877
Public Transportation					
Non-Public Transportation					
Special Education Equity					
Vocational Agriculture Operating Grant****	\$314,029	\$413,422	\$413,422	\$421,690	\$421,690
TOTAL STATE REVENUE	\$8,292,906	\$8,392,299	\$8,392,299	\$8,400,567	\$8,400,567
OTHER REVENUE					
Tuitions	\$65,707	\$78,699	\$78,699	\$80,273	\$80,273
Miscellaneous					
TOTAL OTHER REVENUE	\$65,707	\$78,699	\$78,699	\$80,273	\$80,273
TOTAL REVENUE	\$8,358,613	\$8,470,998	\$8,470,998	\$8,480,840	\$8,480,840
TOTAL OPERATING BUDGET	\$274,515,970	\$283,069,806	\$285,555,203	\$293,586,146	\$306,972,542
NET COST TO CITY	\$266,157,357	\$274,598,808	\$277,084,205	\$285,105,306	\$298,491,702

**= latest estimate based on best available information

***= does not include Alliance District Grant which is shown in Section 9 as "Grant Revenue"

****= does not include additional Vo-Ag supplement which is shown in Section 9 as "Grant Revenue"