

EXECUTIVE SUMMARY



WE EXPECT EXCELLENCE



**BEAVERTON SCHOOL DISTRICT
2022-23 PROPOSED BUDGET DOCUMENT
EXECUTIVE SUMMARY
TABLE OF CONTENTS**

Budget Format	3
Budget Message	4
The Budget at a Glance	8
Budget Calendar 2022-23	9
Budget Summary by Fund	10
Summary of Revenues & Expenditures - All Funds.....	10
Expenditures by Object - All Funds	11
All Funds Salaries, Benefits & Positions History and Budget	11
Assessed Value and Property Tax Summaries	12
Debt Summary	13
Benchmark Data	14
Student Enrollment Historical and Projected	15
Budget Committee 2021-22	16
Superintendent's Cabinet	16



BUDGET FORMAT

Welcome to the Beaverton School District. If you are a new reader of our budget document or you need a review, the following section will guide you through the budget document's format and organization as well as the budget preparation process.

Budget Format

The budget document is organized into four sections:

- Executive Summary
- Organizational Section
- Financial Section
- Informational Section

The **Table of Contents** leads the budget document. Summary information is shown on the first few pages of the budget document.

The **Executive Summary** includes the Budget Message and an overview of the 2022-23 budget. The narrative presents the budget in the context of the District's Strategic Plan. In addition, summary budget information is presented in tabular and graphic format as well as student enrollment history and projections, budget forecasts and benchmark data.


The District Goal, Pillars of Learning, Key Investments, Strategic Measures, and Budget Committee 2021-22 are included in the budget document. The Budget Committee and School Board are jointly responsible for oversight and approval of the budget, and the School Board makes appropriations and imposes taxes.

The Budget at a Glance highlights major budget changes from 2021-22 with an emphasis on the General Fund, Grant Fund and Capital Projects Fund.

The **Organizational Section** is comprised of general information about the District and its budget, including the level of education provided, geographic area served, and number of schools and students. Also included in this section are significant budget and financial policies, procedures and regulations as well as a detailed description of the budget process.

The **Financial Section** contains required information for the District's thirteen funds and descriptions of significant revenue sources and expenditure categories.

The **Informational Section** includes detailed historical and projected personnel resource allocations, property tax information and other performance measures used by the District. Summary pages by individual schools can also be found in the Informational Section.





Superintendent's 2022-23 Budget Message

May 9, 2022

Dear BSD Community,

The 2021-22 school year, once again, has been challenging for our students, staff, parents and community. We have welcomed back students to our schools with significant COVID-19 restrictions for much of the year. Recently, most of those restrictions have been lifted. Our highest priority is the health and safety of our students and staff. We also are keenly aware of the academic, social and emotional challenges that our students face. While the needs of our students and families have grown, our commitment to serve students and families remains unwavering. We have an amazing staff, and they are up to the task.

As we look to the next school year, it's our intention to remain fully in school — all grades, all day, five days per week — assuming that COVID-19 continues on its current trendline and guidance from the Oregon Department of Education and Oregon Health Authority allows us to do so. For those students who want to continue distance learning, they'll find a home in our FLEX Online School, a permanent online program in our district. As we move forward in a post-pandemic world, we take with us many learnings. We have learned to be more flexible and responsive. We are innovating the way in which we educate children and do business. And most importantly, we have prioritized equity in every instructional and operational decision that we make on our journey to becoming an anti-bias antiracist school district.

Current Climate

The 2022-23 budget is based on a State School Fund appropriation of \$9.3 billion for the 2021-23 biennium. It's important to note that this funding level is inadequate to meet the needs of our students and to maintain our current level of service over time. As a result, it may require budget reductions in future years, if the Oregon Legislature continues to underfund the State School Fund. We have and will continue to advocate for adequate funding from the state to maintain our core mission.

The District has received significant one-time funds from the federal and state governments. The 2022-23 proposed budget includes a projected \$48 million of remaining one-time federal funds that must be spent over the next two years and additional one-time state funds of over \$8 million (including a required district match) for programs this coming summer. These funds will be distributed via an equity lens with the intention of serving those students who have been most deeply impacted by the pandemic. We'll be targeting programs and interventions to address any unfinished learning targets and gaps, as well as an increased focus on mental health. In addition, funds will be spent on continuing COVID-related health and safety needs and capital projects to improve HVAC systems in some schools. Again, it's important to emphasize that these funds are one-time distributions and will require additional yet temporary staff to support students.

This budget message is designed to summarize important features, financial policies and planned modifications in the 2022-23 proposed budget. The total budget of \$1,523,218,029 and General Fund budget of \$622,821,541 is the result of aligning resources to priorities in the district's Strategic Plan previously set by the School Board, staff, students and community and extensive community outreach as a part of implementing the Student Investment Account (SIA). This budget proposal includes ongoing allocations for strategic investments, progress updates on strategic plan metrics, new funding from the SIA

and significant one-time funds from federal and state governments. It also identifies investments to be monitored for improvement in the coming years.

Planning the 2022-23 Budget

We built the proposed budget with the district's Strategic Plan providing clear direction and focus. The budget is based on \$9.3 billion in funding from the State School Fund for the 2021-23 biennium. It also includes an additional \$32.1 million allocation from the SIA which is a slight increase from the 2021-22 school year. The SIA is a part of the Student Success Act (SSA) that passed during the 2019 Legislative Session. Funding for the SSA comes from the state's Corporate Activity Tax.

Notable Financial Assumptions

- Assumes 2022-23 State School Fund amount of \$460 million
- Assumes Student Investment Account amount of \$32.1 million
- Assumes Career & Technical Education funding from the High School Success Act (HSS, Ballot Measure 98) of approximately \$11 million
- Estimates remaining Elementary and Secondary School Emergency Relief Fund (ESSER) II and (ESSER) III funds of \$48 million
- Includes a cost of living increase of 3% across all employee groups
- Includes maintaining the district-paid portion of health insurance
- Provides 286.2 teachers through the Local Option Levy of \$38.2 million
- Projects September enrollment of 39,263, a decrease of 113 from September 30, 2021, well below pre-pandemic enrollment projections
- Investment in class size of \$7 million for K-12 and an additional \$1 million targeted for middle school students
- Reduction in athletic participation fees by approximately one half
- Increase of 105.2 positions compared to the 2021-22 budget and 147.7 more positions compared to 2021-22 actual hired positions
- Increase in direct student supports of \$9.5 million, including the class size investment noted above
- Increase in central supports of \$2 million
- Provides for continued investment in Early Childhood Education by adding two schools in 2022-23 for a total of eleven schools

Multi-year Budget Development Process for 2022-23 Budget

Phase 1: The School Board approved the budget calendar in June 2021, establishing a process for the 2022-23 budget. The Board also established a process to appoint vacant Budget Committee positions at the School Board meeting in August 2021. The open positions were advertised across the District and filled earlier this year.

Phase 2: From October to December 2021, the District developed and modified plans for use of ESSER II and III funding from the federal government passed down through the State of Oregon. Most of these funds were used to support portions of the SIA that were not funded, technology equipment and connectivity, safety planning and personal protective equipment, and urgent staffing needs for schools. Ongoing staffing shortages and use of federal funds caused the District to build financial reserves heading into the 2022-23 budget year.

Phase 3: From January through March 2022, the District solicited feedback from staff and community members by creating a Budget Listening and Learning video and a feedback survey that was widely promoted to staff, parents, students and community members. The District received just under 1,700 survey responses. That feedback along with input from district leadership informed some modifications to the General Fund. In addition, the District also solicited and received feedback

from stakeholders regarding the SIA, specifically around priorities, given the reduced amount of funding. The Staffing Allocation Methodology (SAM) committee also met to make modest adjustments to the model. The Superintendent's Cabinet reviewed the budget changes. Additionally, district leadership continues to monitor and adjust use of ESSER funds based on student needs. Plan modifications will continue throughout the next two fiscal years. All additions, reductions and modifications were or will be made based on continued impacts of the pandemic, alignment to the district's Strategic Plan, feedback from the Budget Listening and Learning survey, and through our equity lens.

Phase 4: Beginning in April through May 2022, the final phase includes the delivery of the Superintendent's Budget Message and the 2022-23 proposed budget to the Budget Committee. The Budget Committee will review the proposed budget, receive community testimony and accept requests for additional information. The Budget Committee ensures that the budget is balanced and aligns with the district's Strategic Plan and student needs. Updated plans for use of federal and state funds will be provided as additional information becomes available. Finally, the Budget Committee will approve the budget and tax levies and send the approved budget to the School Board for adoption in June.

Student Success Act (SSA)

A significant portion of the SSA is the Student Investment Account (SIA). The SIA is a new source of funding that began in 2020-21 and is meant to address students' mental and behavioral health needs in addition to academic achievement, specifically among students of color, students experiencing disabilities, emerging bilinguals, students in poverty, students experiencing homelessness/living in foster care and other historically underserved students. The SIA also allows us to maintain and, in some cases, enhance existing programs in the areas of expanding instructional time, address student health and safety, reduce or maintain class size and caseloads, and provide a well-rounded education.

The SIA plan is based on significant community engagement and can be found on the district's [website](#). The SIA plan generally targets class size based on poverty and lowers class sizes at grades K-2; class sizes will be larger in schools with low levels of poverty and smaller in schools experiencing higher levels of poverty. Overall, class sizes will be about the same as budgeted for in the current year.

Additionally, the SIA plan allows the District to maintain and expand support for students' mental and behavioral health needs.

Staffing Allocation Methodology (SAM)

The district uses a Staffing Allocation Methodology (SAM) to allocate most of the staff in our schools. The SAM currently uses funds from the general operating budget, Student Investment Account (SIA) and one-time Federal ESSER allocations. The SAM includes a commitment to a more equitable and responsive allocation of resources to schools based on the number of students living in poverty. We continue to assess the effectiveness of the new methodology since we spent most of the 2020-21 school year in CDL and experienced the current school year with a number of COVID-19-related restrictions and look forward to analyzing its impact in a more traditional school year. Time will be set aside again in the fall of 2022 to review the new SAM implementation and make modifications as funding allows. It's important to note, while we don't have the resources to fully fund the new SAM as it was created, it will provide a roadmap for future investments.

Conclusion

In closing, I want to thank the School Board, administrators, staff and community for their dedication and hard work in preparing the proposed 2022-23 budget. Many thanks to the Budget Committee for its thoughts and attention in reviewing the proposed budget and providing feedback as we navigate these uncertain times. This work, much like the new SAM and SIA, provides a framework for future investments as well as guidance on spending priorities for the one-time ESSER II and III



federal funds. We'll use the priorities outlined in the district's Strategic Plan, new SAM, community input around the SIA, and the district's equity lens to direct our decision-making.

We'll continue to move forward and meet the challenges of educating our children in these uncertain times. We'll continue to advocate at the state level for not only our students but all Oregon students. We'll continue to look for ways to innovate and improve. And we'll continue to partner with our community to ensure that *all* students succeed.

I am pleased to propose a budget with significant investments to meet the needs of our students. Thank you for your consideration of the 2022-23 proposed budget.

Respectfully submitted,

A handwritten signature in black ink, appearing to read 'Don Grotting', with a stylized flourish at the end.

Don Grotting
Superintendent

THE BUDGET AT A GLANCE

The Budget Process

Oregon Local Budget Law (ORS 294.305 to 294.565) defines a process and format for school districts' annual budget preparation and presentation. A balanced budget is when the projected resources equal projected requirements within each fund. The Oregon Department of Education (ODE), through the administrative rule process, adopts a chart of accounts that is used to classify revenues and expenditures. All Oregon school districts are expected to follow the chart of accounts for budgeting and financial reporting. The Beaverton School District appropriates its expenditure budget at the major function level. The functional areas, as defined by ODE, are Instruction, Support Services, Enterprise and Community Services, Facilities Acquisition and Construction, Debt Service, Other Uses (mainly transfers), Contingency, and Unappropriated Ending Fund Balance.


The District's budget message and proposed budget is based on a \$9.3 billion State School Funding level for the 2021-23 biennium. The 2022-23 proposed budget for the District is \$1,523,218,029 for all funds, an \$499.0 million increase from the 2021-22 adopted all funds budget. The main reasons for the change include a significant increase to the Capital Projects Fund in anticipation of the May 2022 Capital Bond measure and increased General Fund reserves as a result of staffing shortages and increased revenues from the State School Fund (SSF). The District has increased the General Fund budget by \$42.4 million for the 2022-23 proposed budget, with increases of \$8.0 million from property taxes, \$1.8 million from the District's Local Option Levy, \$27.8 million from beginning fund balance, \$9.0 million from the SSF and \$1.1 million from Education Service District (ESD), and decreases of \$4.6 million in lease purchase receipts, and \$0.7 million in other local revenue.

General Fund

As proposed, the General Fund budget for 2022-23 totals \$622,821,541. This is an increase of \$42.4 million from the 2021-22 adopted budget. This is largely due to increased reserves as a result of staffing shortages, as well as increased revenues from the SSF due to reduced students weights statewide which increases the per pupil allocations. An analysis of major objects for Salaries, Associated Payroll Costs, Purchased Services, Supplies & Materials, Capital Outlay, Other, and Transfers provides further explanation.

As illustrated in the chart on the following page, the 2022-23 proposed budget allocates 53.0% to Instruction,

31.3% to Support Services, 0.3% to Debt Service, 0.9% to Transfers, and 14.5% to Contingency. There are small allocations to Facilities Acquisition and Construction and Enterprise and Community Services which are less than 0.1% of the total General Fund budget.

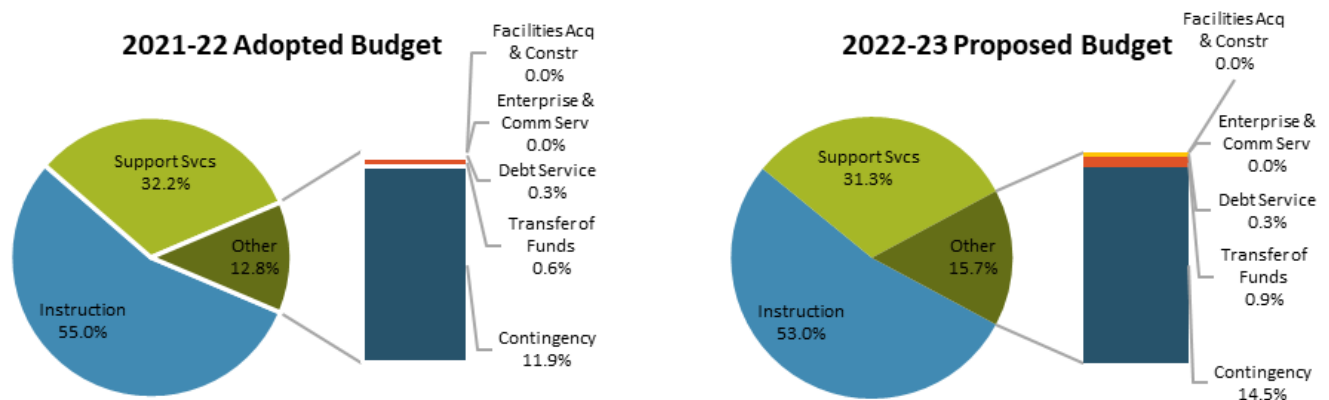


It is helpful to compare the 2022-23 proposed and 2021-22 adopted budgets. The allocation to Instruction decreased from 55.0% to 53.0% of the total General Fund budget. Support Services decreased from 32.2% to 31.3%. These decreases are largely due to the contingency increase from 11.9% to 14.5%, as well as enrollment loss. The contingency increase is due to the changes in reserves noted earlier in this section. Transfer of Funds increased from 0.6% to 0.9%. Enterprise & Community Services, Facilities Acquisition & Construction and Debt Service saw no changes.

Revenue Outlook

The General Fund revenue budget includes \$458,005,043 from the State School Fund formula. The estimate is based on ODE's February 24, 2022 projection based on a funding level of \$9.3 billion. Of this amount, \$16.8 million is reimbursement for Transportation programs.

General Fund Budget Comparison by Function



Source: Business Services

BUDGET CALENDAR

The following calendar represents the planned budget process for the 2022-23 budget development.

August 30, 2021 Monday	School Board Meeting - 6:00 pm <ul style="list-style-type: none"> Budget Committee openings Application process discussion 	<i>Administration Center</i>
December 13, 2021 Monday	School Board Meeting - 6:00 pm <ul style="list-style-type: none"> Appoint Budget Committee members to fill vacancies 	<i>Administration Center</i>
March 7, 2022 Monday	Budget 101 - 6:30 pm <ul style="list-style-type: none"> Provide up-to-date budget information prior to budget proposal Budget Committee to ask questions about process and significant factors influencing the budget 	<i>Virtual</i>
May 9, 2022 Monday	Budget Committee Meeting - 6:30 pm <ul style="list-style-type: none"> Superintendent proposes the budget and delivers the budget message Elect Budget Committee officers Public testimony 	<i>Virtual</i>
May 18, 2022 Wednesday	Budget Committee Meeting - 6:30 pm <ul style="list-style-type: none"> Budget Committee discussion Approval of budget and tax levies 	<i>TBD</i>
June 21, 2022 Tuesday	School Board Meeting - 6:00 pm <ul style="list-style-type: none"> Budget public hearing Board makes appropriations Adopt budget and tax levies 	<i>TBD</i>

BUDGET SUMMARY BY FUND – ALL FUNDS

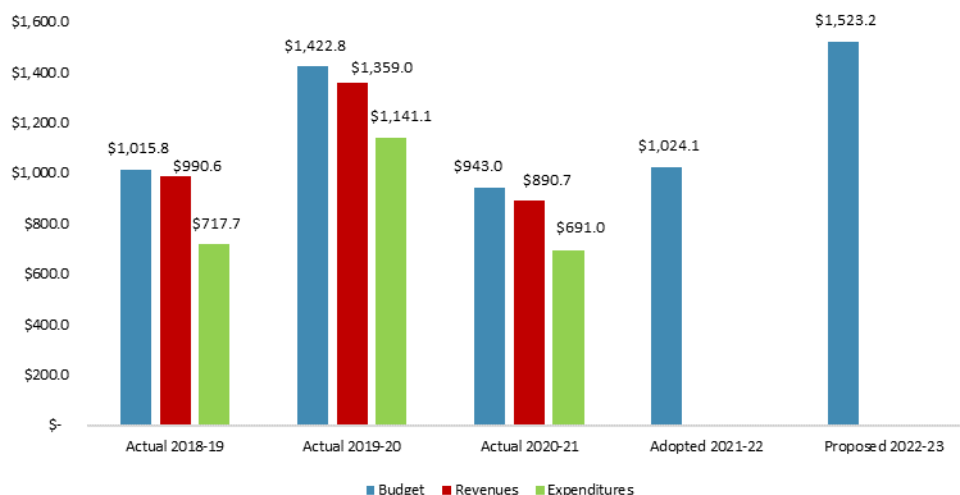
FOUR YEARS ADOPTED BUDGETS AND CURRENT YEAR PROPOSED BUDGET

Total revenue and expenditures budget for all funds have increased by \$499.0 million from 2021-22 to 2022-23. This increase is primarily due to the anticipation of the May 2022 Capital Bond measure as well as an increase in the General Fund reserves.

Over the past five years, all funds budget has increased by \$507.4 million with the largest area of change being the Capital Projects Fund, Grant Fund and the General Fund. Over time, the Capital Projects Fund had decreased due to spend down of the 2014 bond measure but has increased again with the inclusion of the May 2022 Capital Bond measure. In this time, the Grant Fund has also seen significant increases due to the inclusion of the Student Investment Account (SIA) beginning in 2020-21 and the Elementary and Secondary Schools Emergency Relief (ESSER) funding provided in response to the COVID-19 pandemic. The General Fund has increased over the last few years due to increased reserves from lower spending due to the pandemic, as well as staffing shortages and increase SSF per pupil allocations.

		Adopted Budget 2018-19	Adopted Budget 2019-20	Adopted Budget 2020-21	Adopted Budget 2021-22	Proposed Budget 2022-23
100	General Fund	\$ 488,328,269	\$ 515,619,825	\$ 536,377,901	\$ 580,428,011	\$ 622,821,541
220	Student Body & Special Purpose Fu	10,700,000	10,700,000	16,305,000	14,450,000	13,569,000
230	Special Purpose Fund	12,160,000	9,160,000	3,000,000	-	-
240	Categorical Fund	6,525,000	4,025,000	4,125,000	8,301,161	7,256,000
250	Pension Fund	65,000	-	-	-	-
260	Scholarship Fund	400,000	450,000	490,000	515,000	515,000
270	Grant Fund	42,497,719	57,497,749	94,769,568	180,303,185	156,670,491
280	Long-Term Planning Fund	26,281,279	26,284,279	8,393,243	13,460,243	16,050,000
290	Nutrition Services Fund	19,477,834	18,766,435	19,812,622	17,451,159	19,383,736
300	Debt Service Fund	82,899,491	525,461,801	91,206,599	94,150,499	105,760,013
400	Capital Projects Fund	316,314,000	244,134,000	154,840,000	101,898,500	567,095,950
611	Insurance Reserve Fund	6,362,430	6,825,667	9,453,790	7,753,269	8,151,475
612	Workers Compensation Fund	3,786,436	3,828,815	4,239,092	5,437,188	5,944,823
		\$1,015,797,458	\$1,422,753,571	\$ 943,012,815	\$ 1,024,148,215	\$ 1,523,218,029

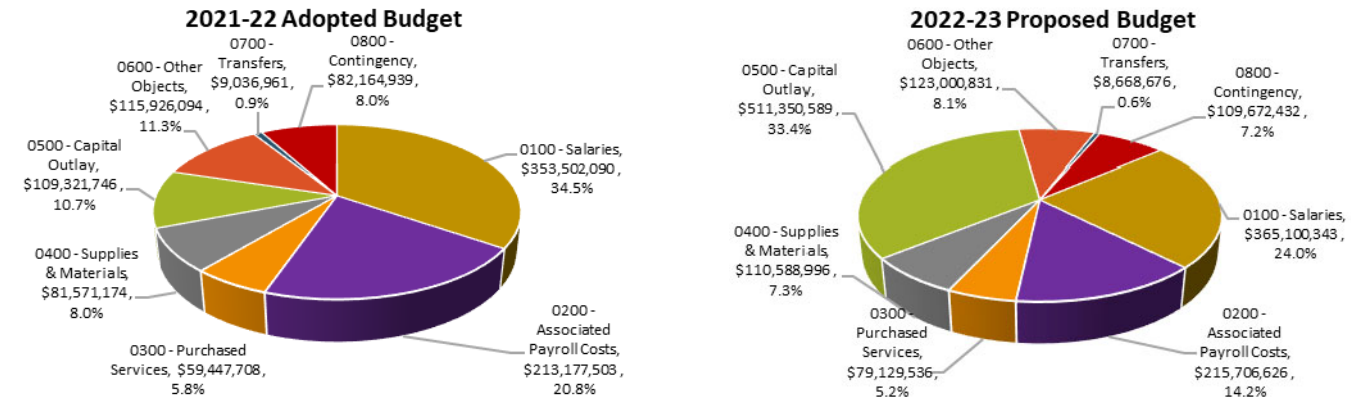
Summary of Revenues & Expenditures - All Funds
(in millions)



Source: Business Services

EXPENDITURES BY OBJECT – ALL FUNDS

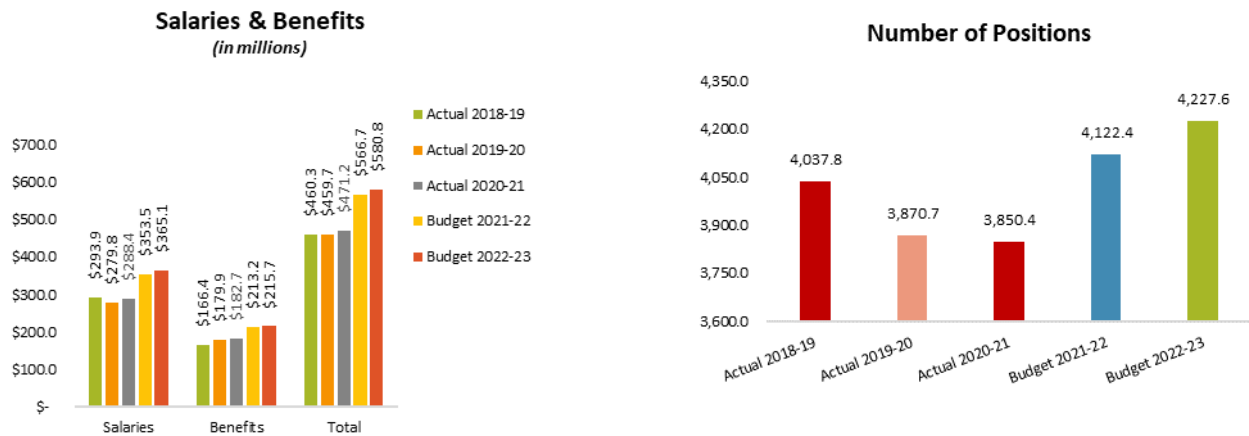
The following charts show a comparison of the District's all funds adopted 2021-22 and proposed 2022-23 budgets. The most significant change in the District's budget is an increase in 0500 Capital Outlay due to the anticipation of the May 2022 Capital Bond measure.



Source: Business Services

ALL FUNDS SALARIES, BENEFITS AND POSITIONS – HISTORY AND BUDGET

The District is experiencing an increase of 2.6% in overall personnel allocations for the 2022-23 budget year over the previous year budget. This is primarily due to the significant increase in one-time ESSER II and III funds. Actual enrollment in the fall of 2021 was even lower than the previous year. While the District accounts for some staffing loss due to enrollment factors, the District has also made an additional investment in classroom teachers, as well as additional supports for students with the ESSER funding. The overall increase in salaries and benefits from the 2021-22 budget is 2.5%

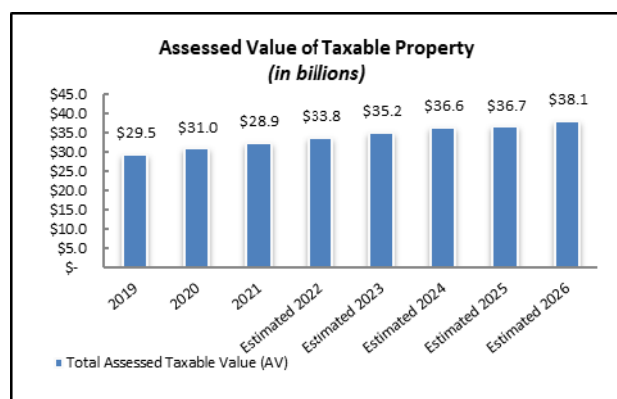


Source: Business Services

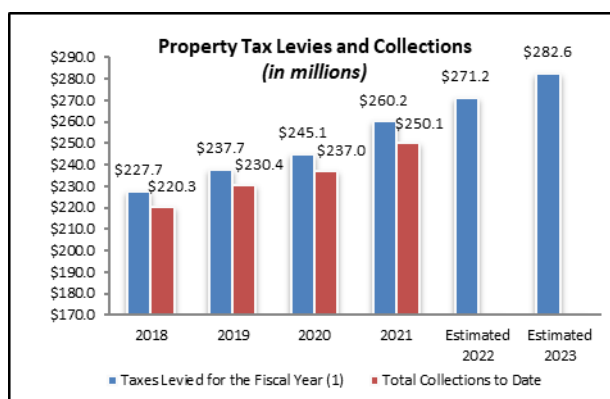
ASSESSED VALUE AND PROPERTY TAX SUMMARIES

The permanent tax rate and local option tax collections are determined by the State of Oregon Constitution and State Statutes. Existing districts cannot increase their permanent rate authority. Local option levies are limited to five years for operations and ten years for capital projects. Elections for local option levies must meet the double majority election test, except in the May and November general elections. Rates for debt services are set based on each year's requirements.

	2018-19	2019-20	2020-21	2021-22	Projected 2022-23
Tax Rates					
Permanent Tax Rate per \$1,000 of AV	4.6930	4.6930	4.6930	4.6930	4.6930
Bond Tax Rate per \$1,000 of AV	2.0775	1.9645	2.0827	2.1382	2.3003
Local Option Tax per \$1,000 of AV	1.2500	1.2500	1.2500	1.2500	1.2500
Average Assessed Value	\$ 270,208	\$ 279,432	\$ 287,220	\$ 295,978	\$ 305,104



Source: Washington County Department of Assessment Taxation and District Financial Records



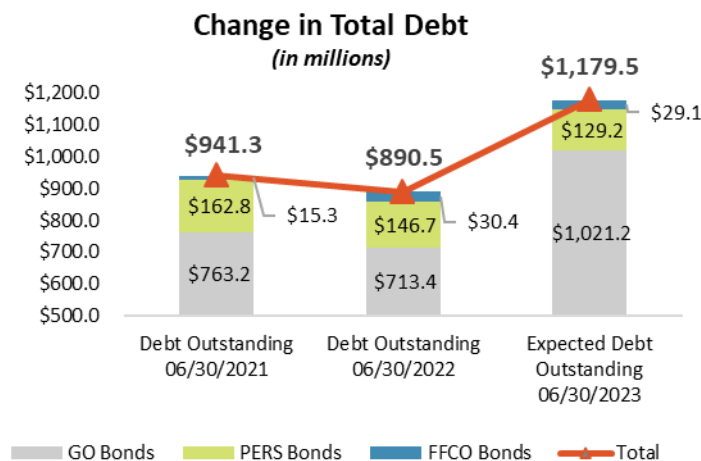
(1) Amounts are based upon the tax collection year July 1 to June 30.



DEBT SUMMARY

Payments on the general obligation bonds are made by the Debt Service Fund from property taxes and earnings on investments. Payments on pension bonds are made by the Debt Service Fund from revenue charges to other funds. The payments on the full faith and credit obligation bonds are made by the Debt Service Fund from transfers from General Fund and Capital Projects Fund. In November of 2021, the District issued full faith and credit obligation bonds for the purchase of a new district office building. Note that the total outstanding for 2022-23 in the graph below includes the potential May 2022 Capital Bond measure.

Issue Date	Original Issue	Outstanding at June 30, 2021	Additions	Principal Reductions	Outstanding at June 30, 2022	Interest Rates
General Obligation Bonds:						
August 25, 2011	\$ 42,175,000	\$ 7,710,000	\$ -	\$ 3,755,000	\$ 3,955,000	5.00%
December 11, 2012	126,325,000	12,575,000	-	12,575,000	-	1.75 - 4.00%
August 7, 2014	361,755,000	33,685,000	-	15,835,000	17,850,000	2.00 - 5.00%
May 11, 2017	38,990,000	32,315,000	-	3,305,000	29,010,000	1.49 - 3.23%
May 11, 2017	76,483,176	76,483,176	-	-	76,483,176	3.57 - 4.13%
May 11, 2017	32,980,000	32,980,000	-	-	32,980,000	5.00%
May 11, 2017	149,397,089	149,397,089	-	-	149,397,089	5.00%
June 30, 2020	432,745,000	418,050,000	-	14,375,000	403,675,000	0.35-2.09%
		763,195,265	-	49,845,000	713,350,265	
Limited Tax Pension Obligation Bonds:						
June 21, 2005	189,935,000	105,985,000	-	12,395,000	93,590,000	4.30 - 4.76%
February 26, 2015	79,220,000	56,840,000	-	3,705,000	53,135,000	0.35 - 4.06%
		162,825,000	-	16,100,000	146,725,000	
Full Faith and Credit Obligation Bonds:						
April 27, 2016	16,260,000	15,305,000	-	775,000	14,530,000	2.00 - 4.00%
November 30, 2021	9,200,000	-	9,200,000	281,723	8,918,277	1.81%
November 30, 2021	7,000,000	-	7,000,000	-	7,000,000	0.79%
		15,305,000	16,200,000	1,056,723	30,448,277	
Total Bonds:		\$ 941,325,265	\$ 16,200,000	\$ 67,001,723	\$ 890,523,542	

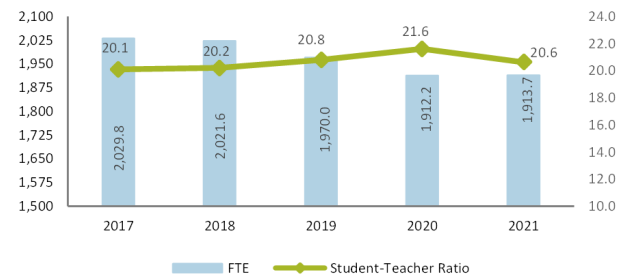


Source: Business Services

BENCHMARK DATA

In addition to the individual classroom teachers, the average student-teacher ratio uses all non-Special Education teachers by Full Time Equivalent (FTE), including elementary (music, art and physical education) specialists.

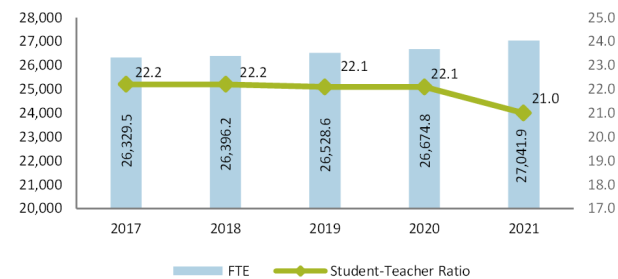
**Beaverton School District
Student-Teacher Ratios**



Source: Forecast 5 Analytics

The average student-teacher ratio for the District increased slightly in the 2019-20 year due to budget reductions but recovered in the 2020-21 year and remains below the state ratio.

**State of Oregon
Student-Teacher Ratios**



Source: Forecast 5 Analytics

The District participates in a group of finance leaders from school districts in Oregon with student enrollment counts greater than 10,000 students (10K). The following table compares the District's student-teacher ratio for 2021 to the other districts in the group.

District	FTE	Student-Teacher Ratio
Portland SD 1J	2,538.7	18.6
Tigard-Tualatin SD 23J	594.5	20.0
Reynolds SD 7	514.0	20.4
David Douglas SD 40	447.8	20.5
Beaverton SD 48J	1,913.7	20.6
Medford SD 549C	668.6	20.9
Springfield SD 19	459.2	21.5
Bend-LaPine SD 1	795.7	21.9
Eugene SD 4J	757.3	22.0
North Clackamas SD 12	739.6	22.2
Salem-Keizer SD 24J	1,795.9	22.3
Gresham-Barlow SD 10J	490.5	23.6
Hillsboro SD 1J	746.9	25.9

Source: Forecast 5 Analytics

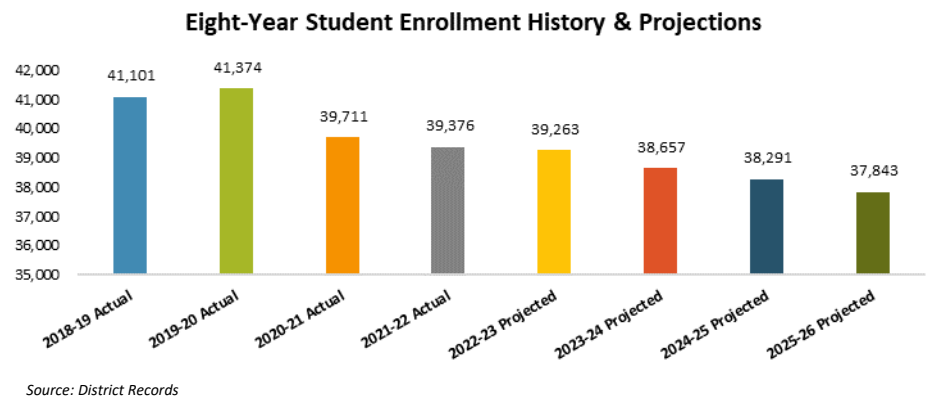


STUDENT ENROLLMENT HISTORY AND PROJECTIONS

The District’s proposed budget is based on the number of projected students. State School Funding, the primary source of District revenue, is calculated based on the number and demographic of students enrolled.

The District’s 2022-23 budget projection includes a slight enrollment decrease from the September 2021 enrollment, which did not recover from the September 2020 pandemic-related drop. The decrease in enrollment that was experienced in 2021-22 was mostly at the elementary level. The 2022-23 projections show a decrease to overall District enrollment, which continues with the projected declining enrollment pre-pandemic.

The following chart displays student population for four years based on actual enrollment as of September 30 of each year and projected enrollment for 2022-23 through 2025-26.



BUDGET COMMITTEE 2021-22

Zone	Board Member	Board Term Expires	Community Member	Committee Term Expires
1	Susan Greenberg	6/30/2025	Jason Hohnbaum	6/30/2023
2	Karen Pérez	6/30/2025	Farah Mahamoud	6/30/2023
3	Eric Simpson	6/30/2023	Diane McCartney	6/30/2024
4	Sunita Garg	6/30/2025	Alok Mehrotra	6/30/2022
5	Ugonna Enyinnaya	6/30/2025	Christa Billings	6/30/2024
6	Becky Tymchuk - Vice-Chair	6/30/2023	Heidi Edwards	6/30/2024
7	Tom Colett - Chair	6/30/2023	Dr. Lisa Schultz	6/30/2022

SUPERINTENDENT'S CABINET

Name	Position
Don Grotting	Superintendent
Ginny Hansmann	Deputy Superintendent for Teaching & Learning
Carl Mead	Deputy Superintendent for Operations & Support Services
Michael Schofield	Associate Superintendent for Business Services
Shellie Bailey-Shah	Public Communications Officer
Josh Gamez	Chief Facilities Officer
Susan Rodriguez	Chief Human Resource Officer
Steve Langford	Chief Information Officer
David Williams	Executive Administrator for Strategic Initiatives
Danielle Hudson	Executive Administrator for Student Services
Patrick McCreery	Administrator for Equity & Inclusion
Tatiana Cevallos	Administrator for Equity & Inclusion
Toshiko Maurizio	Administrator for Multilingual Programs
Camellia Osterink	District Legal Counsel