

# **ESSER Financial Update**

## **3/31/22**

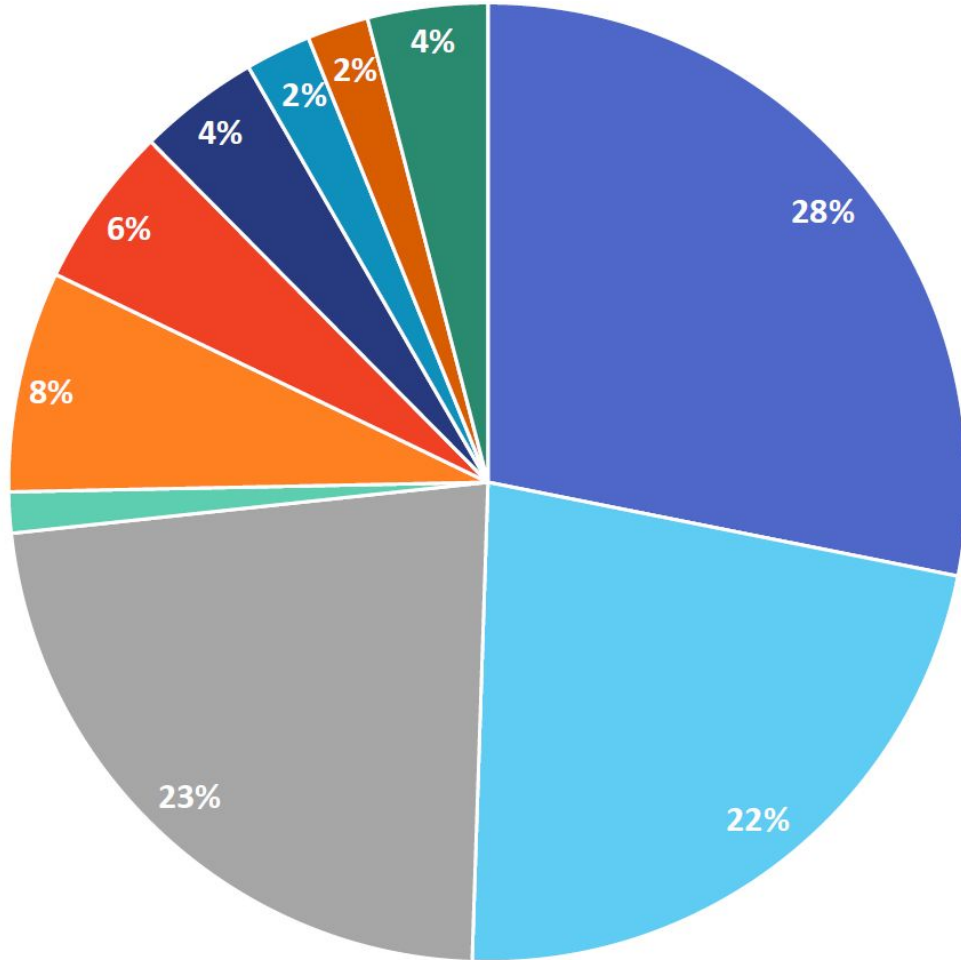
# ESSER Summary

- o ESSER II - Part of Coronavirus Response and Relief Supplemental Appropriations Act (\$20.7M)
- o ESSER III - Part of American Rescue Plan (\$46.4M)
- o These are one-time funds and must be spent by September 30, 2024
- o Projecting approximately \$48.0M remaining at July 1, 2022

# ESSER Summary

- Considerations for spending plans:
  - Community/Staff Priorities
    - Used January 2021 Survey for 2021-22 plans
    - Used January/February 2022 Survey for adjustments to 2022-23 and 2023-24 plans
  - SIA/SAM (Staffing Allocation Methodology) Priorities
  - Operations - HVAC
  - Modifications are required
  - Equity Lens

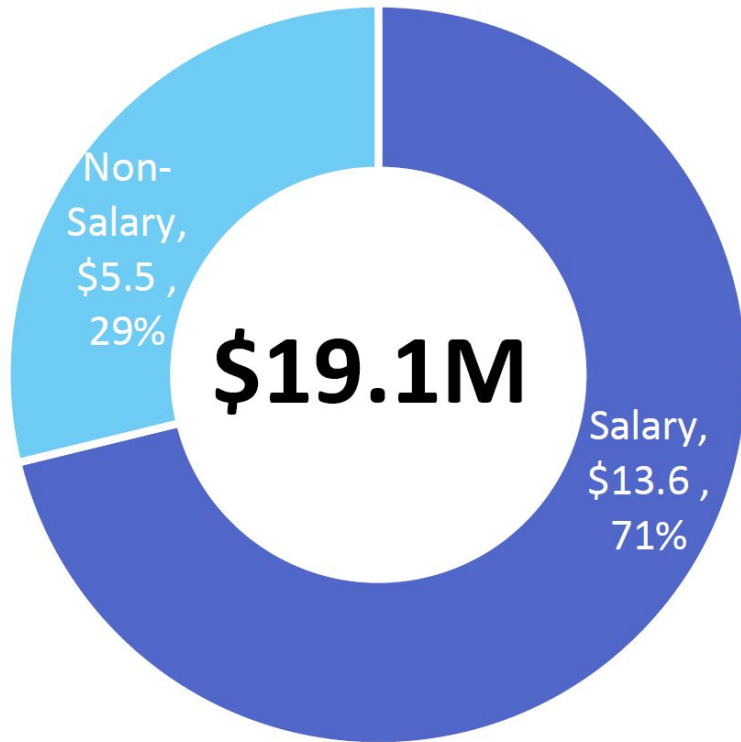
# ESSER Budgeted Strategies



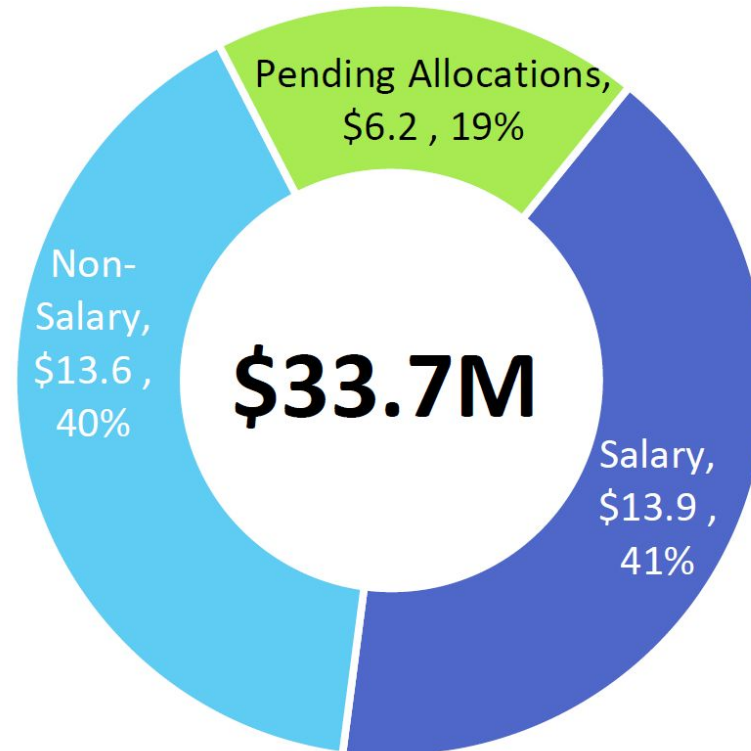
Data as of 3/31/22

- 28.1% Time & Attention
- 22.4% Relationships & Mental Health Support
- 22.8% Improve the Indoor Air Quality OR School Facility Repairs and Improvements
- 1.4% Maintain the Operation of and Continuity of Services
- 7.4% Empowering, Adaptable Instruction
- 5.5% Implementation of Public Health Protocols
- 4.1% Purchasing Educational Technology
- 2.2% Family & Community Partnerships
- 2.1% Charter Schools
- 4.0% Indirect

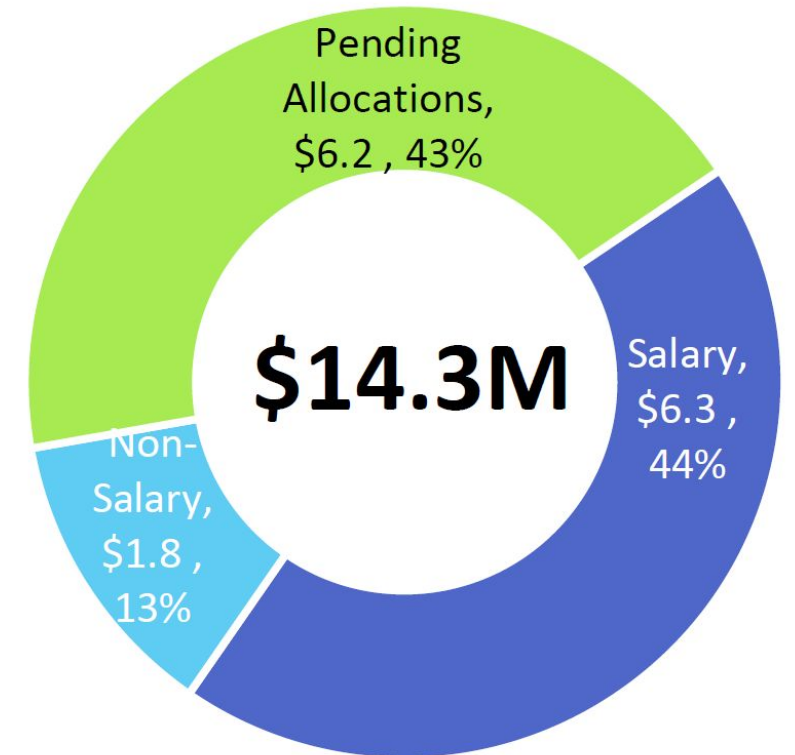
# ESSER Salaries vs Non-Salary



2021-22  
Projected Expenses



2022-23



2023-24

(in millions)  
Data as of 3/31/22

# Significant Budget Modification – ESSER Staff Investments

| Position                          | Budget<br>2021-22 | <i>Actual<br/>as of<br/>3/31/22</i> | Budget<br>2022-23 | Budget<br>2023-24 |
|-----------------------------------|-------------------|-------------------------------------|-------------------|-------------------|
| Classroom Teachers                | 21.4              | 20.7                                | 7.4               | -                 |
| Student Success Coaches           | 17.0              | 17.0                                | 9.5               | 9.5               |
| Academic Coaches                  | 29.0              | 28.9                                | 22.5              | -                 |
| School Support Specialists        | 20.0              | 20.0                                | 20.0              | 11.5              |
| Middle School Classified Supports | 11.1              | 6.0                                 | -                 | -                 |
| Middle School Licensed Support    | 1.0               | 1.0                                 | -                 | -                 |
| Secondary Credit Recovery         | 8.0               | 7.2                                 | 8.0               | -                 |
| Paraeducator Supports (K-8)       | 26.5              | 16.3                                | -                 | -                 |
| Bilingual Facilitators*           | -                 | -                                   | 7.5               | 7.5               |
| Nurse                             | 1.0               | 1.0                                 | 1.0               | 1.0               |
| COVID NOSA                        | 1.0               | 1.0                                 | 1.0               | -                 |
| SEL TOSA                          | 1.0               | 1.0                                 | 1.0               | 1.0               |
| Health Assistants                 | 15.1              | 7.6                                 | 6.6               | -                 |
| Extended Learning Administrator   | 0.5               | 0.5                                 | 0.5               | 0.5               |

| Position                             | Budget<br>2021-22 | <i>Actual<br/>as of<br/>3/31/22</i> | Budget<br>2022-23 | Budget<br>2023-24 |
|--------------------------------------|-------------------|-------------------------------------|-------------------|-------------------|
| Curriculum Support TOSA              | 1.0               | 0.5                                 | 1.0               | -                 |
| Online Learning TOSA                 | 0.7               | 0.7                                 | 0.7               | -                 |
| Elementary Digital Curriculum TOSA   | 1.0               | 1.0                                 | 1.0               | -                 |
| Digital Curriculum TOSAs             | -                 | -                                   | 4.7               | 4.7               |
| Mentor for Diverse Staff             | 1.0               | 1.0                                 | 1.0               | -                 |
| COVID Coordinator                    | 1.0               | 1.0                                 | -                 | -                 |
| COVID Program Specialists            | -                 | -                                   | 3.0               | -                 |
| Preventative Maintenance Specialists | 2.0               | 1.0                                 | 2.0               | 2.0               |
| Roving Custodian II                  | 4.0               | 2.0                                 | 4.0               | 4.0               |
| Roving Custodial Foreman I           | 1.0               | 1.0                                 | 1.0               | 1.0               |
| HVAC Technicians                     | 3.0               | 1.0                                 | 3.0               | 3.0               |
| Landscape Technicians                | 2.0               | 2.0                                 | 2.0               | 2.0               |
| Facilities Program Specialist        | -                 | -                                   | 0.5               | 0.5               |
| <b>Total</b>                         | <b>169.3</b>      | <b>139.3</b>                        | <b>108.9</b>      | <b>48.2</b>       |

(in FTE)  
Data as of 3/31/22

# Significant Budget Modification – ESSER Non-Salary Investments

| Investment   | Budget<br>2021-22 | <i>Actual as of<br/>3/31/22</i> | Budget<br>2022-23 | Budget<br>2023-24 |
|--|-------------------|---------------------------------|-------------------|-------------------|
| Summer Learning Grant 25% Match  | \$ 0.8            | \$ 0.8                          | \$ 2.4            | \$ -              |
| Student Devices, Software & Student Books and Materials                    | 3.9               | 1.0                             | 0.9               | -                 |
| COVID-19 PPE, HVAC Filters, HVAC Repair Projects, Preventative Maintenance | 1.6               | 0.8                             | 8.6               | 0.5               |
| Student Services, Central Services, Charter Schools, Indirect              | 1.4               | 0.7                             | 1.6               | 1.4               |
| <b>Total</b>   | <b>\$ 7.8</b>     | <b>\$ 3.3</b>                   | <b>\$ 13.6</b>    | <b>\$ 1.8</b>     |

(in millions)  
Data as of 1/31/22