



**RISING FIRST GRADE
SUMMER MATH PACKET**

RISING FIRST GRADE SUMMER MATH PACKET

Your child learned many new math skills this year. In first grade, your child will build upon the previous year's skills. Regular practice over the summer will maintain these skills and help your child to develop a solid math foundation. Please have your child complete and return the packet to the 1st grade teachers when you return to school in August. Your child will feel ready and confident for first grade!

We encourage you to visit the Kindergarten IXL Unit website (see next page), an excellent resource that corresponds to the Math curriculum topics covered in Kindergarten. If your child struggles with any concepts, Khan Academy tutorials are a great asset, too.

You might also play games and make up more problems of your own for practice. Board games are excellent for counting and sorting practice, A giant sidewalk chalk line can be used for skip counting by 2s, 5s, and 10s and to practice addition and subtraction. Cooking allows for measuring and learning about fractions.

If you have any questions, please just let us know.

MATH PRACTICE
RISING FIRST GRADE

EARLY MATH K-3

<https://www.khanacademy.org/math/early-math>

www.aplusmath.com

<https://www.varsitytutors.com/aplusmath/flashcards>

Website for reinforcement of math skills

www.aplusmath.com go under “flashcards” or Game Room” on the left side on the screen. They can practice adding and subtracting.

www.mathisfun.com Math Resources. Select Numbers Then scroll down the page and select” Ordering Numbers” or “Skip Counting “ back at home screen select games and pick a game to play.

www.illuminations.nctm.org Select activities then select grade level. Click on Search.

www.internet4classrooms.com Click on the first picture “Grade Level Help for Kindergarten thru 8th grade.” Then click “Kindergarten Skill Builders” in center, then click Interactive Mathematics Skill Builders” it is the second picture.

www.aaamath.com At the top select “kindergarten” or “Frist Grade” for a challenge. Choose any of the activities the select “play” option.

www.funbrain.com Lots of fun games to choose from

|

www.mathplayground.com

Math Playground includes wide variety of math games, mathematical art and real world games.

KINDERGARTEN GRADE LEVEL EXPECTATIONS IN MATHEMATICS

When entering first grade this is what your child should already know.

1. Read and write the numbers up to 30. Can count objects up to 30.
2. Orally can count to 100. Can count by 5's and 10's to 100.
3. Orally can count to 30 by 2's.
4. Can use the phrase "more than", "same as", and "less than" when comparing 2 numbers from 1 – 30.
Example: 19 is less than 20. 21 is more than 20.
5. Add and subtract numbers from 1 to 10. Can write $2 + 5 = 7$ and $7 - 2 = 5$.
6. Know and use common words for the parts of the day and relative time.
Example: morning, afternoon, evening, yesterday, tomorrow, last week, next year.
7. Identify tools that tell time. Clocks measure hours and minutes, calendars measure days, weeks and months.
8. Identify daily landmark times to the nearest hour. Example: breakfast is 8 o'clock in the morning, lunchtime is 12 o'clock, and bedtime is 8 o'clock in the evening.
9. Compare two or more objects by length or weight. Which is shorter, longer, taller, smaller, lighter, or heavier?
10. Familiar with three-dimensional objects. Ball/sphere, box/cube, soup can/cylinder, ice cream cone/cone.
11. Identify, sort and classify objects. Sort items by color, size, shape, etc.
12. Can continue a pattern of 3 to 4 different objects. For example:
XXoZZXXoZZxx_____. Red Blue Yellow Red Blue Yellow Red
Blue_____.
13. Know the different coin values: dime = 10 cents, nickel = 5 cents, penny = 1 cent.

Entering First Grade Summer Math Packet

First Name: _____ **Last Name:** _____

First Grade Teacher: _____

I have checked the work completed: _____
 Parent signature

1. Fill in the missing numbers:

1		3		5	6			9	10
		13	14		16		18	19	
	22			25		27			30

2. Skip count by 2's: 2, 4, _____, _____, _____, _____, _____.

3. Skip count by 5's: 5, 10, _____, _____, _____, _____.

4. Fill in the missing numbers:

_____, 11, _____

_____, 9, _____

8, 9, _____

10, _____, 12

_____, 10, _____

_____, 6, _____

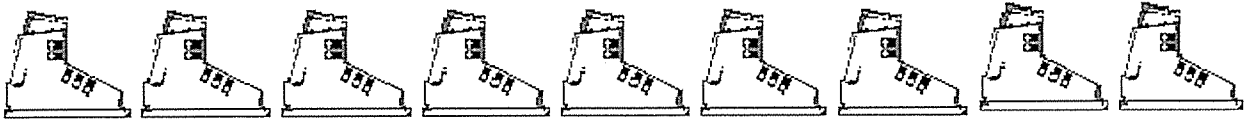
9. Write these numbers from smallest to largest: 13, 16, 23, 7.

- A. 13, 23, 16, 7
 B. 16, 13, 23, 7
 C. 7, 13, 21, 23

10. Color in the **Last 5 Pictures:**



11. Color in the **First 7 Pictures:**



12. Color in the **Middle 5 Pictures:**



13. Find the sum.

$$\begin{array}{c} 3 \\ \text{Rabbit 1} \quad \text{Rabbit 2} \\ \text{Rabbit 3} \end{array} + \begin{array}{c} 3 \\ \text{Rabbit 4} \quad \text{Rabbit 5} \\ \text{Rabbit 6} \end{array} = \square$$

20. Fill in the missing numbers:

1		3		5	6			9	10
11		13	14		16		18	19	
	22		24	25		27			30
31			34	35		37		39	
	42	43		45	46		48		50
51	52		54		56			59	
	62	63	64		66	67	68		70
		73		75		77	78		80
81	82		84	85	86	87		89	
	92		94		96		98	99	

21. Look at the chart you completed in number 13. Now count by 5's and color those numbers orange.

22. If today is Sunday what day is yesterday? Circle one

Saturday Monday Tuesday

23. Draw a line to match the coin with its name:



Back of penny



Back of nickel



Front of dime



Front of nickel



Front of penny

Select the one best answer for each question.

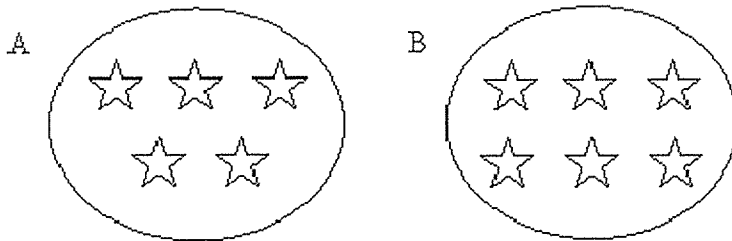
24. Which number is ONE MORE than 13?

- A. 12
- B. 14
- C. 23

25. Which number is ONE LESS than 8?

- A. 6
- B. 7
- C. 9

26. Circle the group of stars has more stars in it?



27. Look at the chart in number 13. Count by 2's and color those numbers yellow.

28. Fill in the blanks, count by 5's. You can refer to #13.

5		15			30				
55					80			95	100

29. What part of the day do you come to school in 1st grade?

- A. Morning
- B. Afternoon
- C. Evening

30. What part of the day do you go to bed?
- A. Morning
 - B. Afternoon
 - C. Evening
31. Which tool would you use for telling time?
- A. Ruler
 - B. Scale
 - C. Clock
32. What does a clock show you?
- A. What day it is such as Monday or Wednesday
 - B. What month it is such as January or May
 - C. What time it is such as 9:30 or 3:00
33. Who is taller: a kindergartener or a teacher?
- A. Kindergartener
 - B. Teacher
34. Fill in the blanks
- 11, 12, _____, 14, 15, _____, 17, _____
35. 1 dime is equal to:
- A. 1 cent
 - B. 5 cents
 - C. 10 cents

36. Write these numbers from smallest to largest. 6, 12, 2, 15

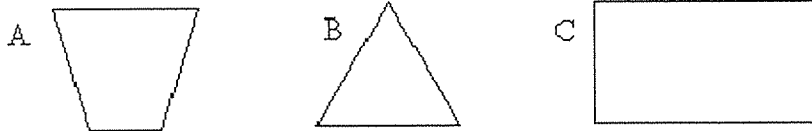
_____, _____, _____, _____

37. How much money is this?



- A. 3 cents
- B. 15 cents
- C. 30 cents

38. Circle the rectangle?




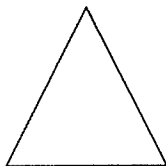

39. What part of the day comes after lunch?

- A. Morning
- B. Afternoon
- C. Evening

40. While holding a clock, the teacher says, "What is this object?"
What is it used for?


- A. Clock, for telling time.
- B. Calendar, for finding the date.

41. Which object is not like the others? How is it different?




- A. The rectangle is different because it has two long sides.
- B. The triangle is different because it has three sides.
- C. The parallelogram is different because it has slanted sides.

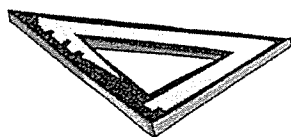
42.



43. Place an **X** on the geometric shape does not belong in this group?



44. What shape is the tool below?



- A. A square
- B. A rectangle
- C. A triangle


45. What shape would most likely be a refrigerator?

- A. Sphere
- B. Cone
- C. Prism

46.



47. Show this pattern in another way by coloring the squares.



48. Circle the picture that comes next in the pattern.



49. If today is Wednesday, tomorrow is

- A. Tuesday
- B. Thursday
- C. Friday

50. If today is Tuesday, yesterday is

- A. Sunday
- B. Monday
- C. Wednesday

51. Circle the item that is heavier

A. Kleenex Box

B. Telephone Book

52. Circle the item that is lighter

A. Paper Clip

B. Can of Soup

53. What is the shape of a penny or dime?


A. A circle


B. A square

C. An oval

54. Which shape comes next in this pattern?




A.  Triangle

B.  Square

C.  Circle

55. Count by 10's



56. What is longer a kitchen table or a pencil? Circle one

A. Kitchen table


B. Pencil

57. Fill in the missing numbers:

1	2		4			7		9	10
	12	13			16		18		20
	22		24	25		27			30
31			34			37		39	
	42			45	46		48		50
51	52		54		56			59	
	62	63		65	66		68	69	70
71		73		75		77	78		80
81	82		84		86	87		89	
	92		94		96		98	99	100


58. Mrs. Clor buys 9 ice creams and gave away 3 so

_____ are left. Cross out the ones given away.



59. Mrs. DeCarlo buys 7 lollipops and drops 2. How many does she have left? Cross out the ones dropped.

_____ lollipops left



60. Circle the larger number of the two.

9 7

11 8

60 59

19 31

17 21

13 11

41 39

35 45

28 31

44 30

20 19

14 24

61. Draw a line from the number to the number word.

1

seven

2

three

3

one

4

nine

5

two

6

ten

7

eight

8

six


9

five

10

four

62. Connect the dots 1 to 65.



63. Fill in the blanks.

Before	After	Between
_____ 15	8 _____	9 _____ 11
_____ 20	29 _____	14 _____ 16
_____ 23	17 _____	12 _____ 14

64. If yesterday is Sunday, today is _____.

- A. Saturday
- B. Monday

65. If tomorrow is Friday, today is _____.

- A. Thursday
- B. Saturday

Congratulations!! You have completed the summer math packet. Turn this into your 1st grade teacher to receive your prize.

