



# Hinsdale South High School

Family Back-to-School Survey  
Fall 2021



Report created by  
Panorama Education



## Summary

Topic Description	Results	Comparison
<b>Family-School Communication</b>	<b>72%</b>	<b>64%</b> Hinsdale Township High School District 86 (IL)
<b>School Public Health Measures</b>	<b>74%</b>	<b>68%</b> Hinsdale Township High School District 86 (IL)
<b>Student Needs</b>	<b>72%</b>	<b>69%</b> Hinsdale Township High School District 86 (IL)

570 responses



# Family-School Communication

Your average

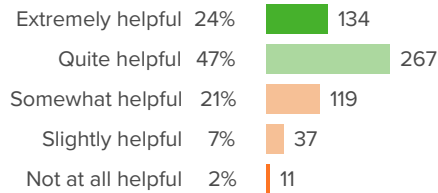
# 72%

570 responses

District average: **64%** Hinsdale Township High School District 86 (IL)

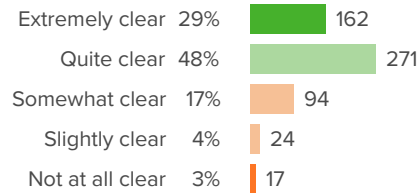
## How did people respond?

### Q.1: How helpful has the communication from your child's school been this school year?



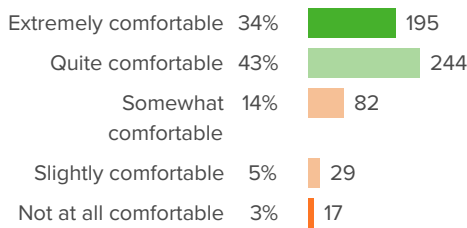
Favorable: **71%**

### Q.2: How clear has communication from the school been about COVID-related safety measures and protocols?



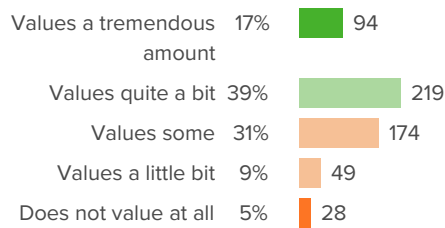
Favorable: **76%**

### Q.3: How comfortable do you feel communicating with your child's school?



Favorable: **77%**

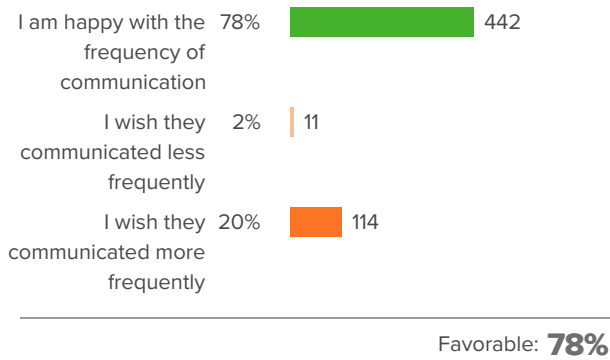
### Q.4: How much do you feel the school values your opinions?



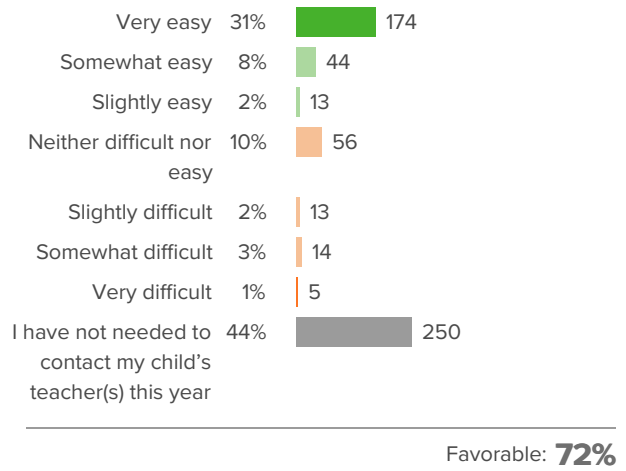
Favorable: **55%**



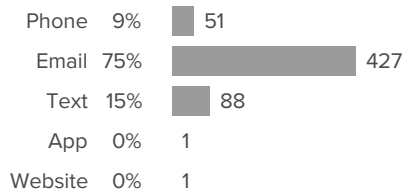
**Q.5: How satisfied are you with the frequency of communication from your child's teacher(s)?**



**Q.6: When you need to, how difficult or easy is it to get in contact with your child's teacher(s)?**



**Q.7: What is the best way for your child's school and teacher(s) to communicate with you?**





# School Public Health Measures

Your average

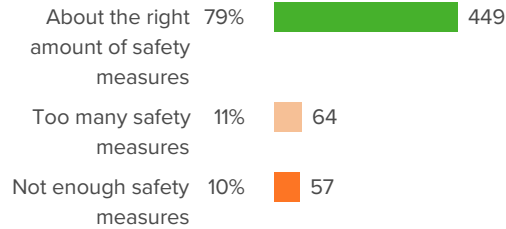
**74%**

570 responses

District average: **68%** Hinsdale Township High School District 86 (IL)

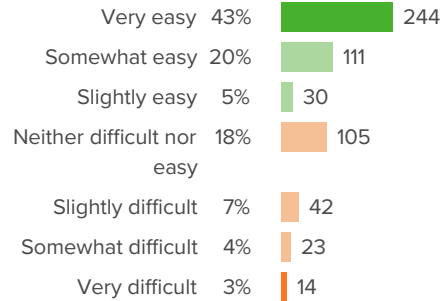
## How did people respond?

**Q.1: How would you describe the level of COVID-related safety measures and protocols in your child's school to keep students healthy?**



Favorable: **79%**

**Q.2: How difficult or easy has it been for your child to follow the COVID-related safety measures and protocols at their school?**



Favorable: **68%**



# Student Needs

Your average

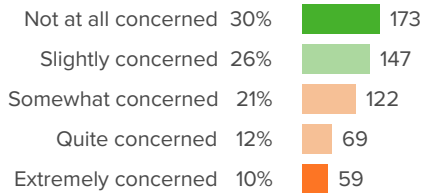
# 72%

570 responses

District average: **69%** Hinsdale Township High School District 86 (IL)

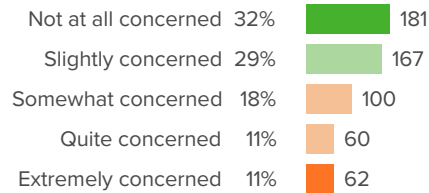
## How did people respond?

### Q.1: How concerned are you about your child's academic growth right now?



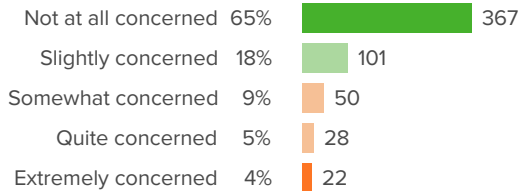
Favorable: **56%**

### Q.2: How concerned are you about your child's social-emotional well-being right now?



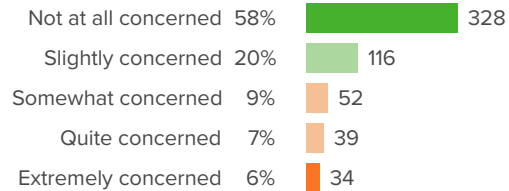
Favorable: **61%**

### Q.3: How concerned are you about your child's behavior right now?



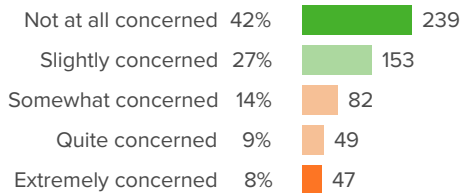
Favorable: **82%**

### Q.4: How concerned are you about your child's physical health right now?



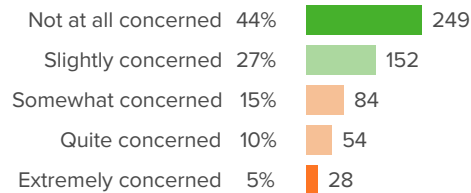
Favorable: **78%**

### Q.5: How concerned are you about your child's mental health right now?



Favorable: **69%**

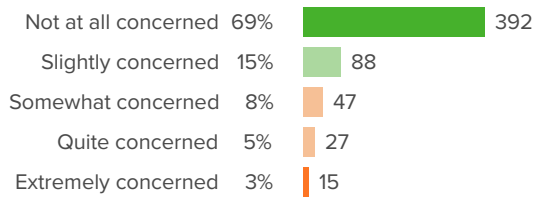
### Q.6: How concerned are you about your child's peer relationships right now?



Favorable: **71%**



**Q.7: How concerned are you about your child's relationships with adults at school right now?**



---

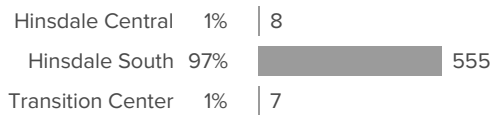
Favorable: **84%**



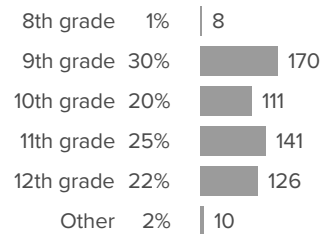
# Background Questions

## How did people respond?

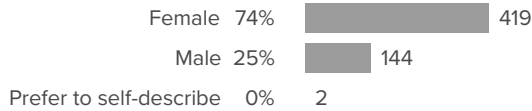
### Q.1: What school does your child attend?



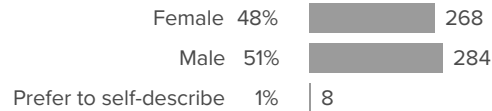
### Q.2: What grade is your child in?



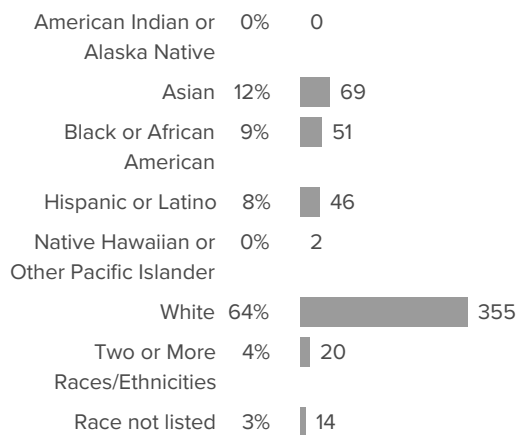
### Q.3: What is your gender?



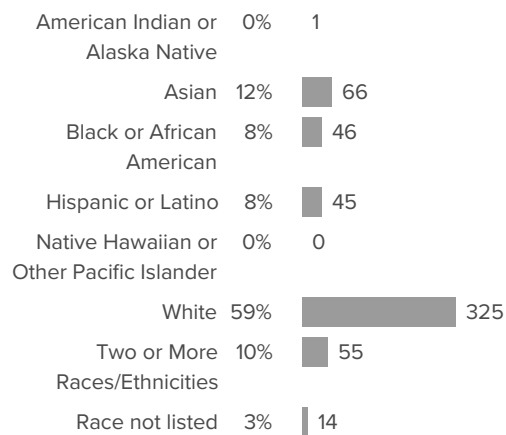
### Q.4: What is your child's gender?



### Q.5: What is your race or ethnicity?



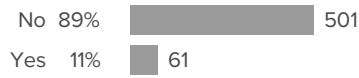
### Q.6: What is your child's race or ethnicity?



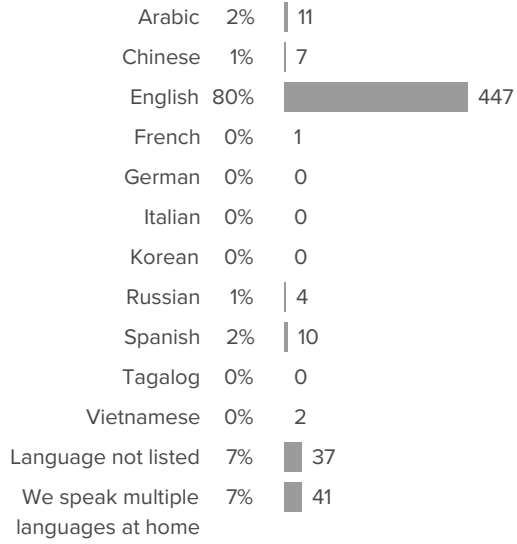




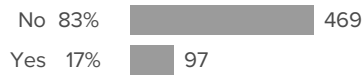
**Q.7: Is your child currently learning to speak English in addition to speaking another language?**



**Q.8: What language do you mostly speak at home?**



**Q.9: Does your child have an Individualized Education Plan (IEP) or receive special education services?**



**Q.10: Does your child have a 504 Plan?**

