



Hinsdale South High School

Grades 6-12
Fall 2021



Report created by
Panorama Education



Summary

| Topic Description | Results | Comparison |
|--|------------|---|
| Readiness for Learning | 62% | 62% Hinsdale Township High School District 86 (IL) |
| School Belonging How much students feel that they are valued members of the school community. | 42% | 43% Hinsdale Township High School District 86 (IL) |
| School Climate Perceptions of the overall social and learning climate of the school. | 60% | 62% Hinsdale Township High School District 86 (IL) |
| School Engagement How attentive and invested students are in school. | 29% | 29% Hinsdale Township High School District 86 (IL) |
| School Mindset Perceptions of whether students have the potential to change those factors that are central to their performance in school. | 52% | 56% Hinsdale Township High School District 86 (IL) |
| School Teacher-Student Relationships How strong the social connection is between teachers and students within and beyond the school. | 53% | 53% Hinsdale Township High School District 86 (IL) |

1,332 responses



Readiness for Learning

Your average

62%

1,332 responses

District average: **62%** Hinsdale Township High School District 86 (IL)

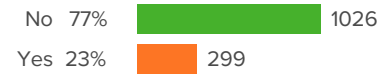
How did people respond?

Q.1: This school year, are you worried about being able to focus in class?



Favorable: **57%**

Q.2: This school year, are you worried about having to talk to teachers?



Favorable: **77%**

Q.3: This school year, are you worried about having a changed schedule?



Favorable: **74%**

Q.4: This school year, are you worried about catching COVID-19?



Favorable: **68%**

Q.5: This school year, are you worried about your mental health?



Favorable: **53%**

Q.6: This school year, are you worried about building friendships with peers?



Favorable: **68%**

Q.7: This school year, are you worried about getting back into a routine?



Favorable: **67%**

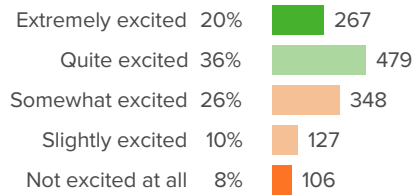
Q.8: This school year, are you worried about having other family responsibilities at home?



Favorable: **62%**

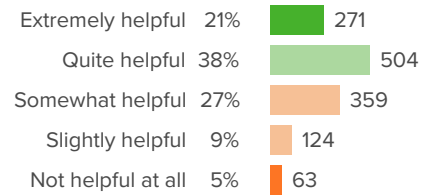


Q.9: How excited are you to learn in-person this school year?



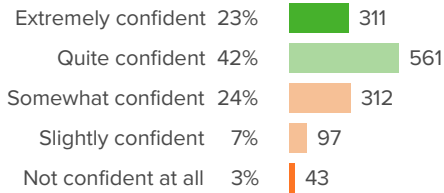
Favorable: **56%**

Q.10: How helpful has your school been in helping you return to in-person learning this school year?



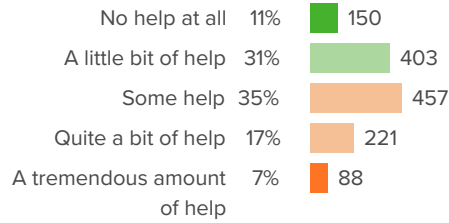
Favorable: **59%**

Q.11: How confident are you in your ability to learn in-person this school year?



Favorable: **66%**

Q.12: How much help do you need to be successful when learning in-person?



Favorable: **42%**



School Belonging

Your average

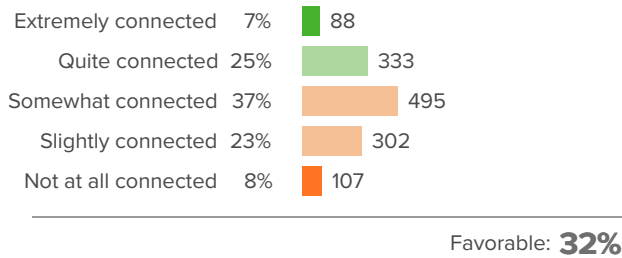
42%

1,332 responses

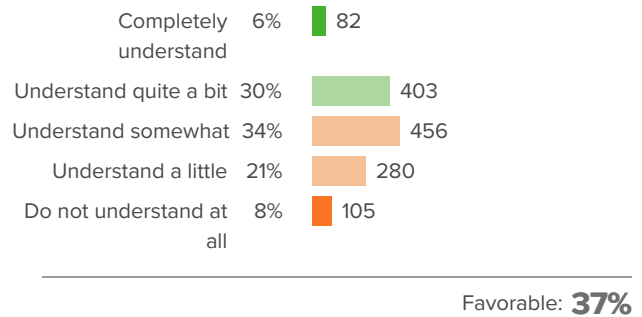
District average: **43%** Hinsdale Township High School District 86 (IL)

How did people respond?

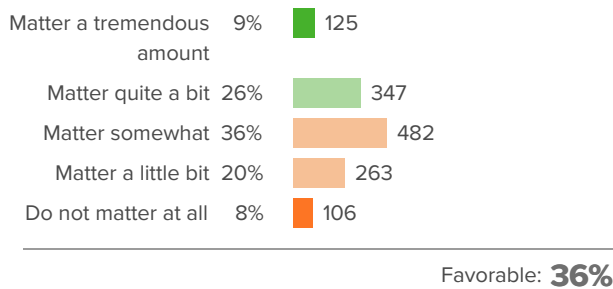
Q.1: How connected do you feel to the adults at your school?



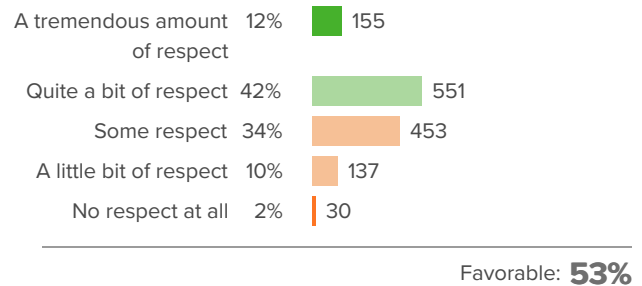
Q.2: How well do people at your school understand you as a person?



Q.3: How much do you matter to others at this school?

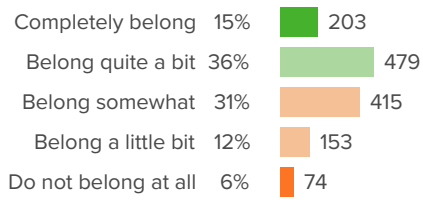


Q.4: How much respect do students in your school show you?





Q.5: Overall, how much do you feel like you belong at your school?



Favorable: **52%**



School Climate

Your average

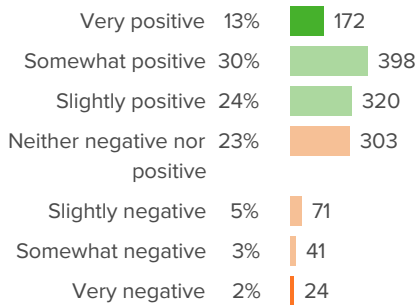
60%

1,332 responses

District average: **62%** Hinsdale Township High School District 86 (IL)

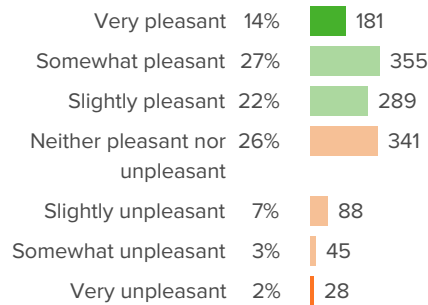
How did people respond?

Q.1: How positive or negative is the energy of the school?



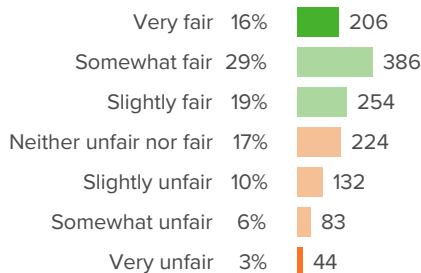
Favorable: **67%**

Q.2: How pleasant or unpleasant is the physical space at your school?



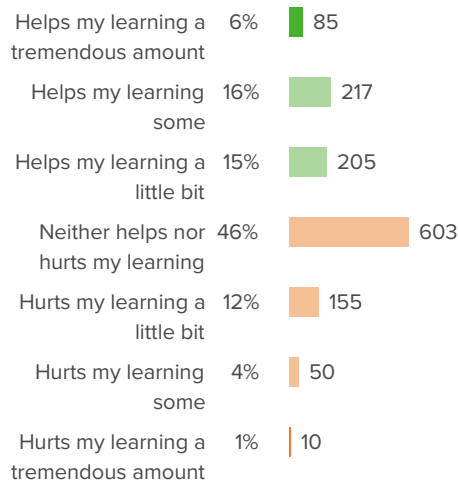
Favorable: **62%**

Q.3: How fair or unfair are the rules for the students at this school?



Favorable: **64%**

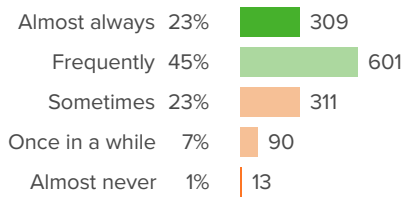
Q.4: At your school, how much does the behavior of other students hurt or help your learning?



Favorable: **38%**



Q.5: How often do your teachers seem excited to be teaching your classes?



Favorable: **69%**



School Engagement

Your average

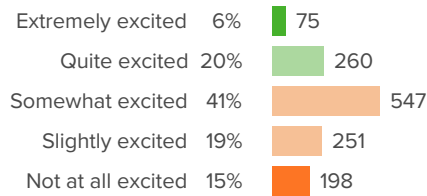
29%

1,332 responses

District average: **29%** Hinsdale Township High School District 86 (IL)

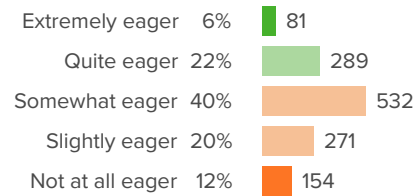
How did people respond?

Q.1: How excited are you about going to your classes?



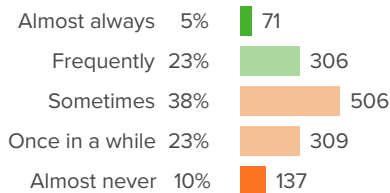
Favorable: **25%**

Q.2: In your classes, how eager are you to participate?



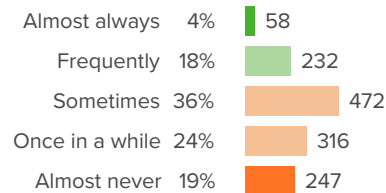
Favorable: **28%**

Q.3: How often do you get so focused on activities in your classes that you lose track of time?



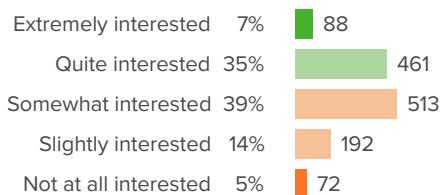
Favorable: **28%**

Q.4: When you are not in school, how often do you talk about ideas from your classes?



Favorable: **22%**

Q.5: Overall, how interested are you in your classes?



Favorable: **41%**



School Mindset

Your average

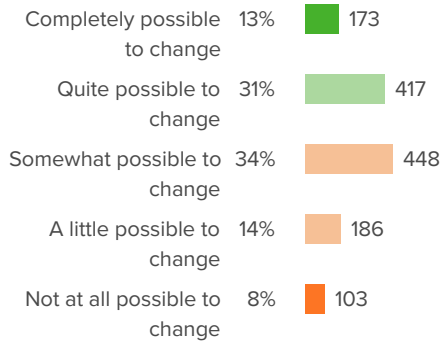
52%

1,332 responses

District average: **56%** Hinsdale Township High School District 86 (IL)

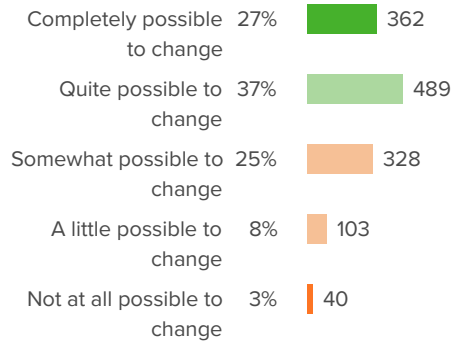
How did people respond?

Q.1: In school, how possible is it for you to change: Being talented



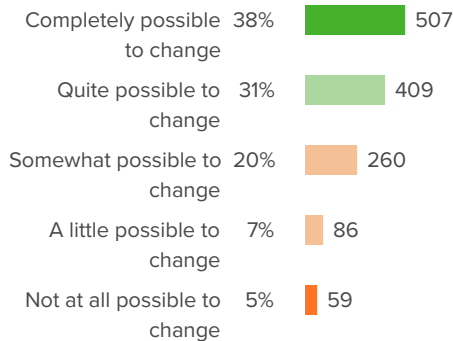
Favorable: **44%**

Q.2: In school, how possible is it for you to change: Putting forth a lot of effort



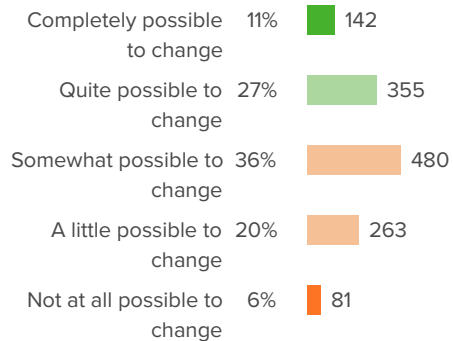
Favorable: **64%**

Q.3: In school, how possible is it for you to change: Behaving well in class



Favorable: **69%**

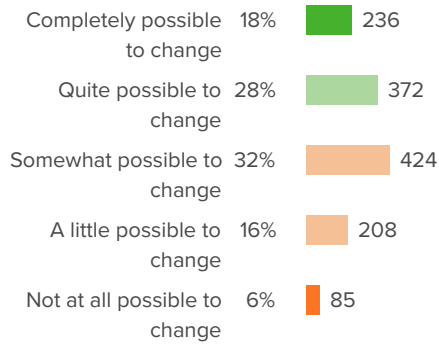
Q.4: In school, how possible is it for you to change: Liking the subjects you are studying



Favorable: **38%**

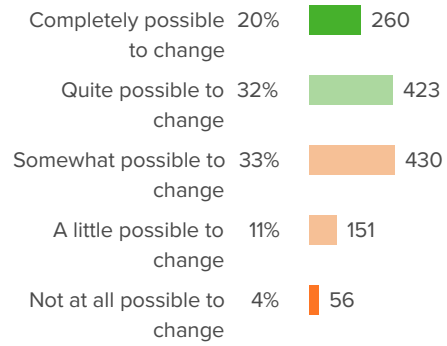


**Q.5: In school, how possible is it for you to change:
How easily you give up**



Favorable: **46%**

**Q.6: In school, how possible is it for you to change:
Your level of intelligence**



Favorable: **52%**



School Teacher-Student Relationships

Your average

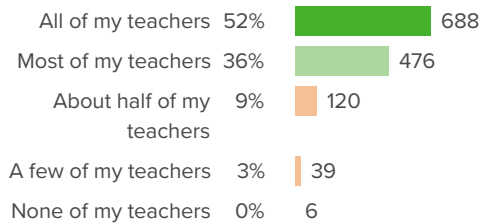
53%

1,332 responses

District average: **53%** Hinsdale Township High School District 86 (IL)

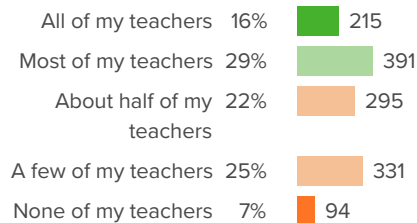
How did people respond?

Q.1: How many of your teachers are respectful towards you?



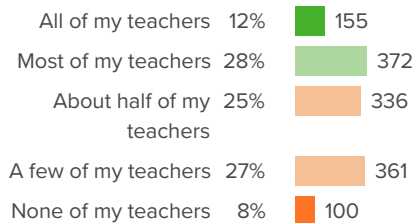
Favorable: **88%**

Q.2: If you walked into class upset, how many of your teachers would be concerned?



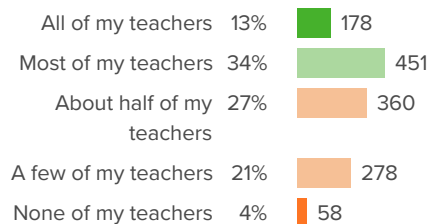
Favorable: **46%**

Q.3: If you came back to visit class three years from now, how many of your teachers would be excited to see you?



Favorable: **40%**

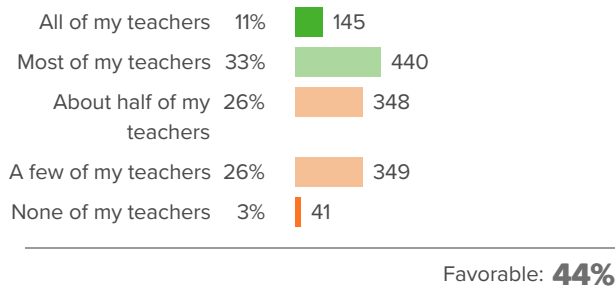
Q.4: When your teachers ask how you are doing, how many of them are really interested in your answer?



Favorable: **47%**



Q.5: How many of your teachers would you be excited to have again in the future?

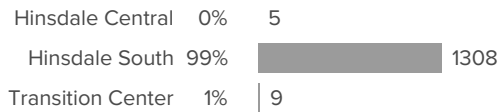




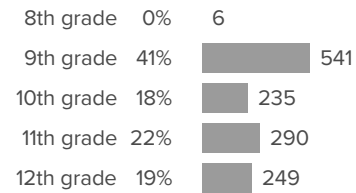
Background Questions

How did people respond?

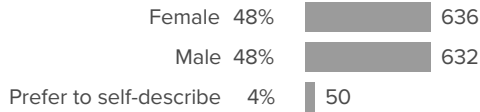
Q.1: What school do you attend?



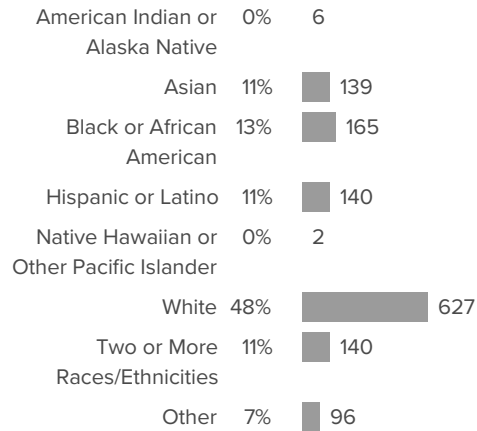
Q.2: What grade are you in?



Q.3: What is your gender?



Q.4: What is your race or ethnicity?





Q.5: Please indicate the primary language you speak at home. (Please indicate only one.)

| | | | |
|--------------------------|-----|---|-----|
| Chinese | 1% | | 8 |
| English | 74% | █ | 978 |
| French | 0% | | 2 |
| German | 0% | | 0 |
| Italian | 0% | | 0 |
| Korean | 0% | | 4 |
| Russian | 0% | | 5 |
| Spanish | 4% | █ | 49 |
| Tagalog | 0% | | 5 |
| Vietnamese | 0% | | 2 |
| Other/multiple languages | 20% | █ | 268 |