



Hinsdale Central High School

Family Back-to-School Survey
Fall 2021



Report created by
Panorama Education



Summary

Topic Description	Results	Comparison
Family-School Communication	61%	64% Hinsdale Township High School District 86 (IL)
School Public Health Measures	66%	68% Hinsdale Township High School District 86 (IL)
Student Needs	67%	69% Hinsdale Township High School District 86 (IL)

1,153 responses



Family-School Communication

Your average

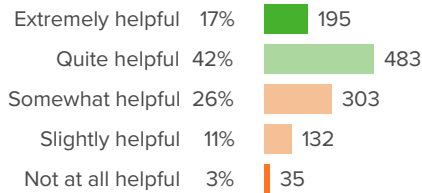
61%

1,153 responses

District average: **64%** Hinsdale Township High School District 86 (IL)

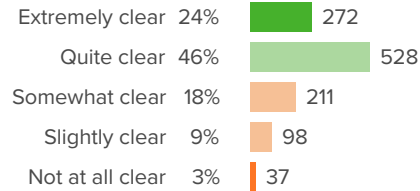
How did people respond?

Q.1: How helpful has the communication from your child's school been this school year?



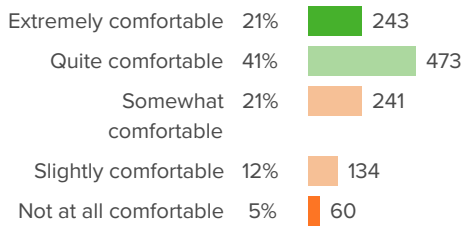
Favorable: **59%**

Q.2: How clear has communication from the school been about COVID-related safety measures and protocols?



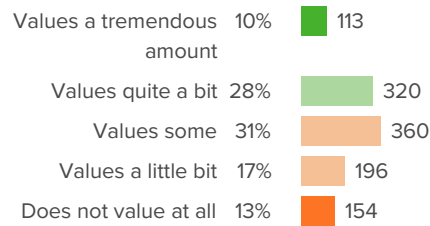
Favorable: **70%**

Q.3: How comfortable do you feel communicating with your child's school?



Favorable: **62%**

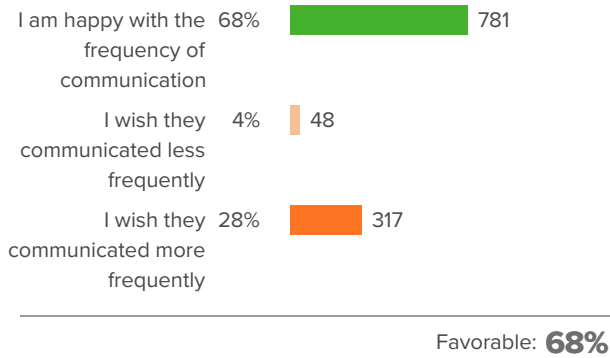
Q.4: How much do you feel the school values your opinions?



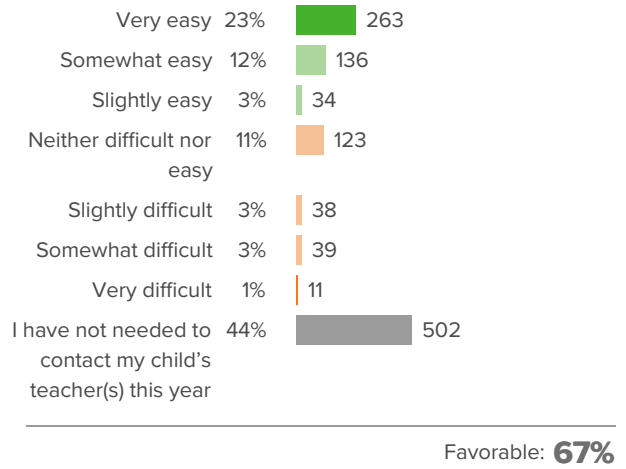
Favorable: **38%**



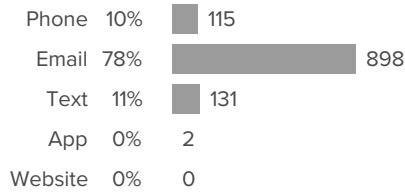
Q.5: How satisfied are you with the frequency of communication from your child's teacher(s)?



Q.6: When you need to, how difficult or easy is it to get in contact with your child's teacher(s)?



Q.7: What is the best way for your child's school and teacher(s) to communicate with you?





School Public Health Measures

Your average

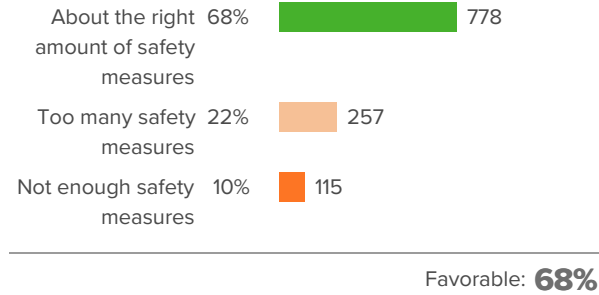
66%

1,153 responses

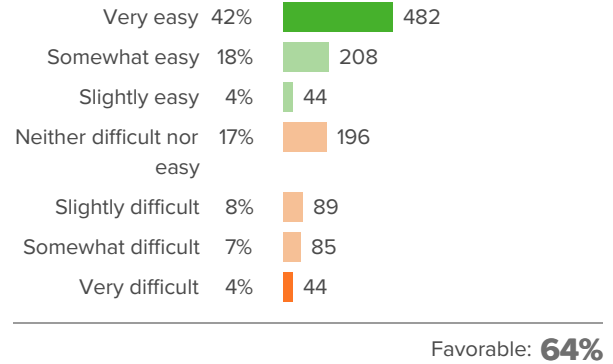
District average: **68%** Hinsdale Township High School District 86 (IL)

How did people respond?

Q.1: How would you describe the level of COVID-related safety measures and protocols in your child's school to keep students healthy?



Q.2: How difficult or easy has it been for your child to follow the COVID-related safety measures and protocols at their school?





Student Needs

Your average

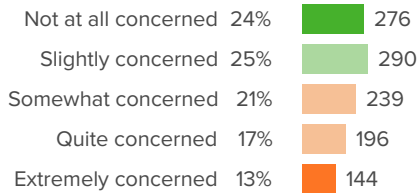
67%

1,153 responses

District average: **69%** Hinsdale Township High School District 86 (IL)

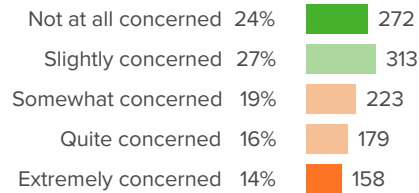
How did people respond?

Q.1: How concerned are you about your child's academic growth right now?



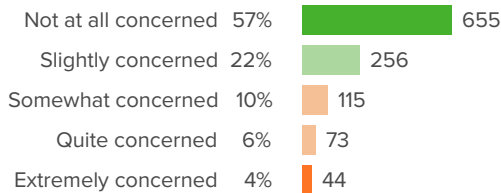
Favorable: **49%**

Q.2: How concerned are you about your child's social-emotional well-being right now?



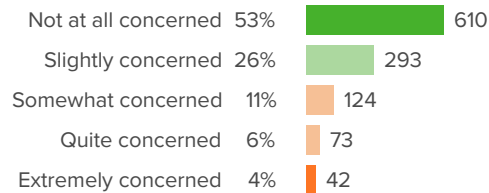
Favorable: **51%**

Q.3: How concerned are you about your child's behavior right now?



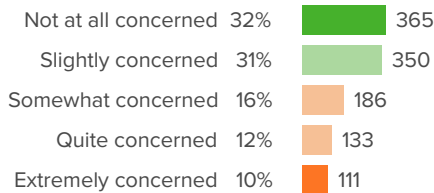
Favorable: **80%**

Q.4: How concerned are you about your child's physical health right now?



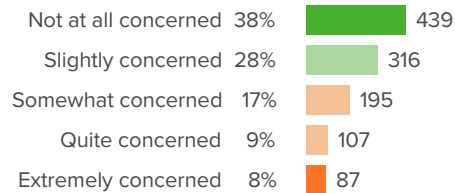
Favorable: **79%**

Q.5: How concerned are you about your child's mental health right now?



Favorable: **62%**

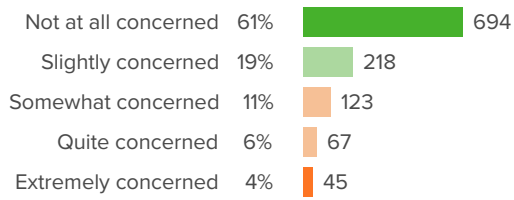
Q.6: How concerned are you about your child's peer relationships right now?



Favorable: **66%**



Q.7: How concerned are you about your child's relationships with adults at school right now?



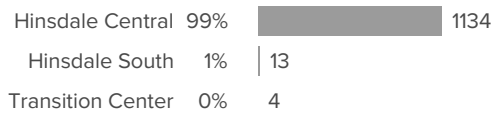
Favorable: **80%**



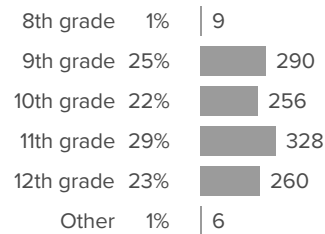
Background Questions

How did people respond?

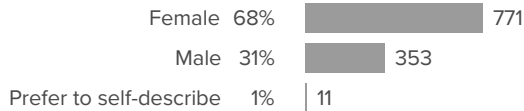
Q.1: What school does your child attend?



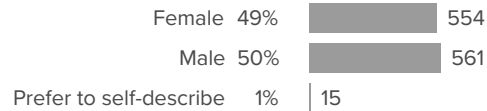
Q.2: What grade is your child in?



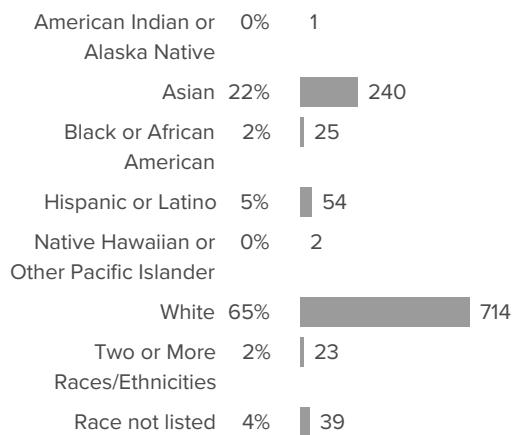
Q.3: What is your gender?



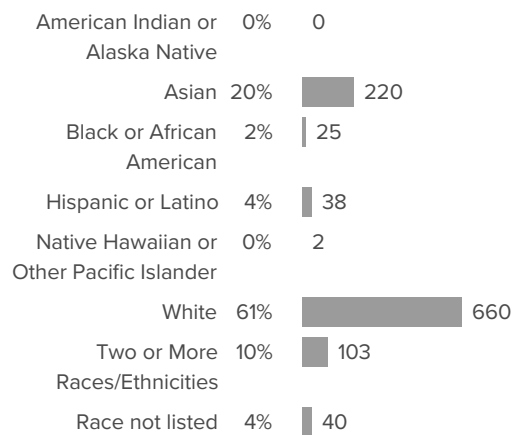
Q.4: What is your child's gender?



Q.5: What is your race or ethnicity?

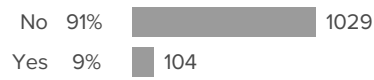


Q.6: What is your child's race or ethnicity?

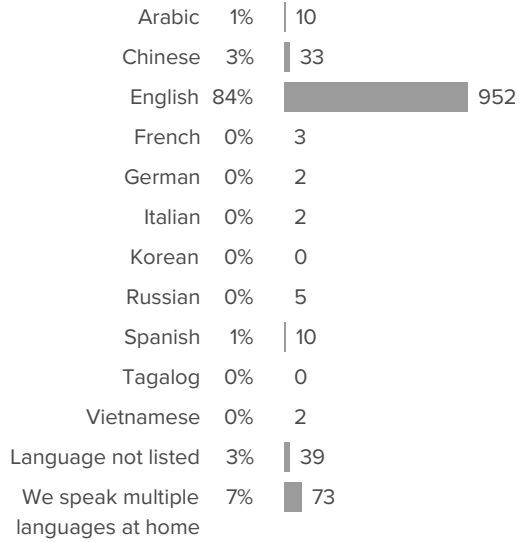




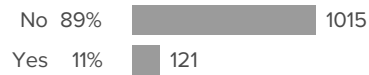
Q.7: Is your child currently learning to speak English in addition to speaking another language?



Q.8: What language do you mostly speak at home?



Q.9: Does your child have an Individualized Education Plan (IEP) or receive special education services?



Q.10: Does your child have a 504 Plan?

