



# **Hinsdale Township High School District 86 (IL)**








**Teacher Survey  
Fall 2021**



Report created by  
Panorama Education



## Summary

Topic Description	Results	Benchmark
<p><b>Feedback and Coaching</b></p> <p>Perceptions of the amount and quality of feedback faculty and staff receive.</p>	<b>39%</b>	 <p>20th - 39th percentile compared to others nationally</p>
<p><b>Professional Learning</b></p> <p>Perceptions of the amount and quality of professional growth and learning opportunities available to faculty and staff.</p>	<b>54%</b>	 <p>40th - 59th percentile compared to others nationally</p>
<p><b>Professional Learning About Equity</b></p> <p>Perceptions of the quantity and quality of equity-focused professional learning opportunities available to faculty and staff.</p>	<b>51%</b>	 <p>60th - 79th percentile compared to others nationally</p>
<p><b>School Leadership</b></p> <p>Perceptions of the school leadership's effectiveness.</p>	<b>39%</b>	 <p>0th - 19th percentile compared to others nationally</p>
<p><b>Staff-Leadership Relationships</b></p> <p>Perceptions of faculty and staff relationships with school leaders.</p>	<b>55%</b>	 <p>0th - 19th percentile compared to others nationally</p>
<p><b>Teaching Efficacy</b></p> <p>Faculty perceptions of their professional strengths and areas for growth.</p>	<b>79%</b>	 <p>60th - 79th percentile compared to others nationally</p>
<p><b>Well-being</b></p> <p>Faculty and staff perceptions of their own professional well-being.</p>	<b>58%</b>	 <p>20th - 39th percentile compared to others nationally</p>

237 responses



# Feedback and Coaching

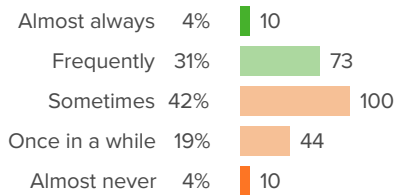
Your average

# 39%

237 responses

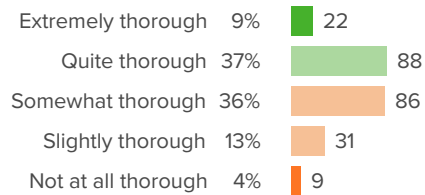
## How did people respond?

### Q.1: How often do you receive feedback on your teaching?



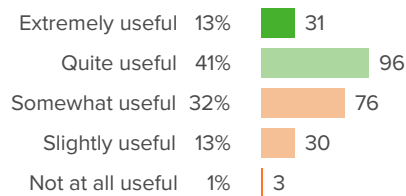
Favorable: **35%**

### Q.2: At your school, how thorough is the feedback you receive in covering all aspects of your role as a teacher?



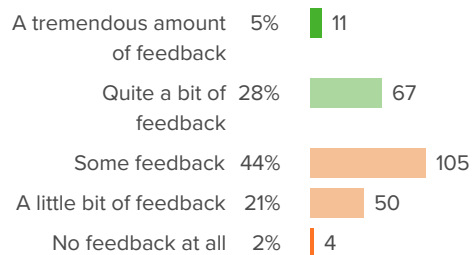
Favorable: **47%**

### Q.3: How useful do you find the feedback you receive on your teaching?



Favorable: **54%**

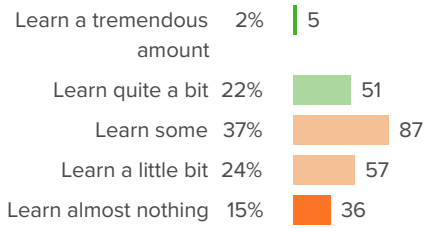
### Q.4: How much feedback do you receive on your teaching?



Favorable: **33%**



**Q.5: How much do you learn from the teacher evaluation processes at your school?**



Favorable: **24%**



# Professional Learning

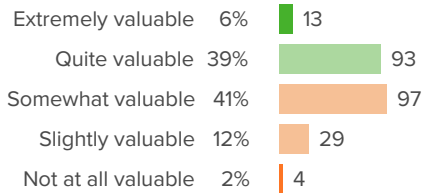
Your average

# 54%

237 responses

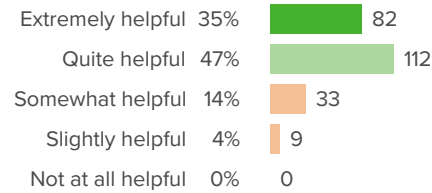
## How did people respond?

### Q.1: At your school, how valuable are the available professional development opportunities?



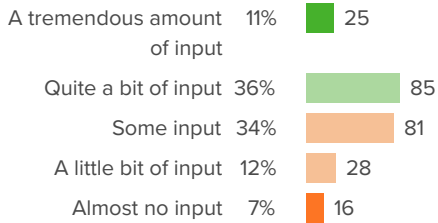
Favorable: **45%**

### Q.2: How helpful are your colleagues' ideas for improving your teaching?



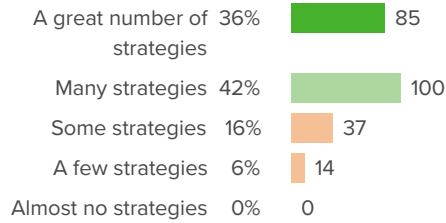
Favorable: **82%**

### Q.3: How much input do you have into individualizing your own professional development opportunities?



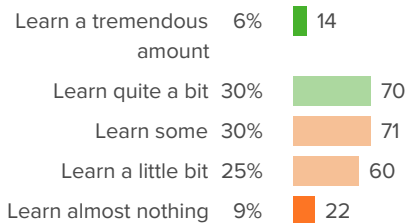
Favorable: **47%**

### Q.4: Through working at your school, how many new teaching strategies have you learned?



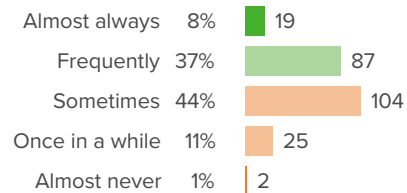
Favorable: **78%**

### Q.5: Overall, how much do you learn about teaching from the leaders at your school?



Favorable: **35%**

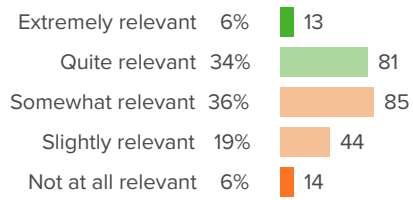
### Q.6: How often do your professional development opportunities help you explore new ideas?



Favorable: **45%**

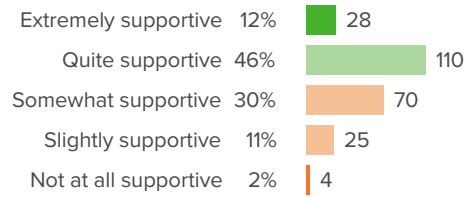


**Q.7: How relevant have your professional development opportunities been to the content that you teach?**



Favorable: **40%**

**Q.8: Overall, how supportive has the school been of your growth as a teacher?**



Favorable: **58%**



# Professional Learning About Equity

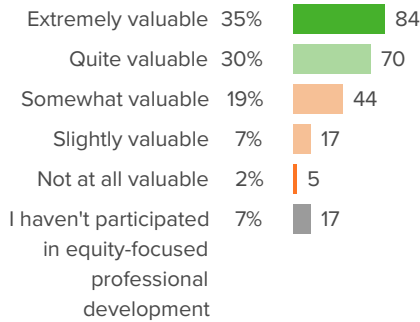
Your average

# 51%

237 responses

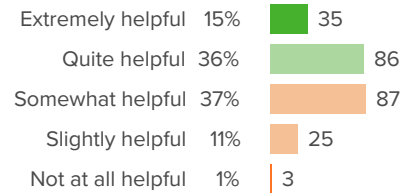
## How did people respond?

### Q.1: At your school, how valuable are the equity-focused professional development opportunities?



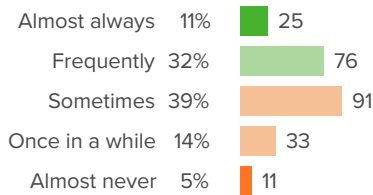
Favorable: **70%**

### Q.2: When it comes to promoting culturally responsive practices, how helpful are your colleagues' ideas for improving your practice?



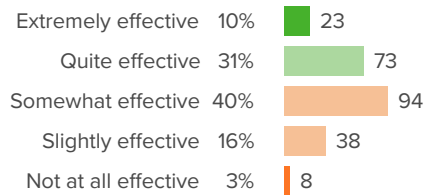
Favorable: **51%**

### Q.3: How often do professional development opportunities help you explore new ways to promote equity in your practice?



Favorable: **43%**

### Q.4: Overall, how effective has your school administration been in helping you advance student equity?



Favorable: **41%**



# School Leadership

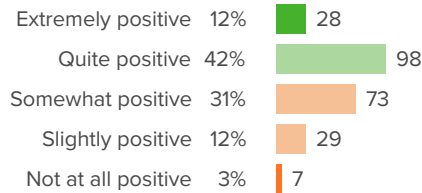
Your average

# 39%

237 responses

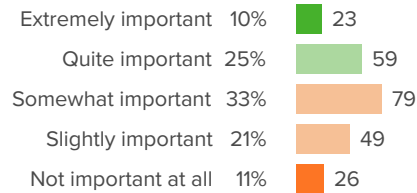
## How did people respond?

### Q.1: How positive is the tone that school leaders set for the culture of the school?



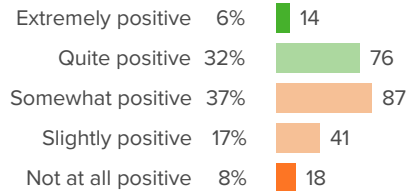
Favorable: **54%**

### Q.2: For your school leaders, how important is teacher satisfaction?



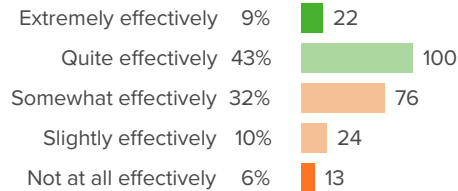
Favorable: **35%**

### Q.3: Overall, how positive is the influence of the school leaders on the quality of your teaching?



Favorable: **38%**

### Q.4: How effectively do school leaders communicate important information to teachers?

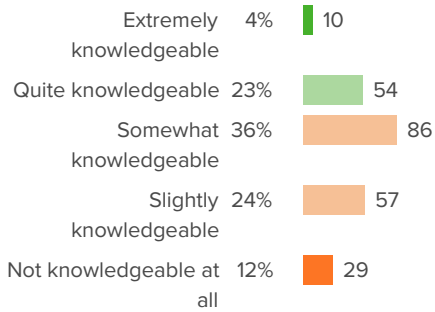


Favorable: **52%**



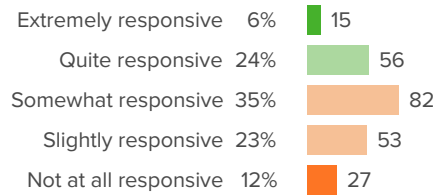


**Q.5: How knowledgeable are your school leaders about what is going on in teachers' classrooms?**



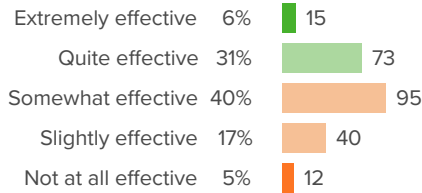
Favorable: **27%**

**Q.6: How responsive are school leaders to your feedback?**



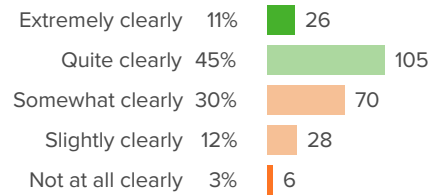
Favorable: **30%**

**Q.7: How effective are the school leaders at developing rules for students that facilitate their learning?**



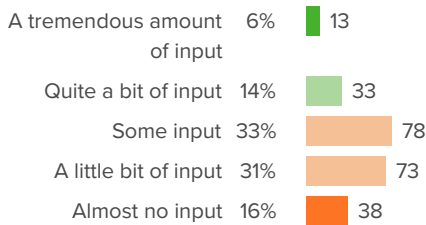
Favorable: **37%**

**Q.8: How clearly do your school leaders identify their goals for teachers?**



Favorable: **56%**

**Q.9: When the school makes important decisions, how much input do teachers have?**



Favorable: **20%**



# Staff-Leadership Relationships

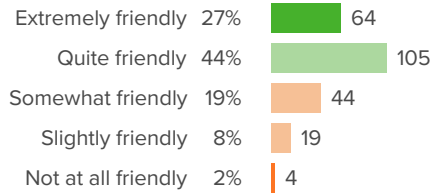
Your average

# 55%

237 responses

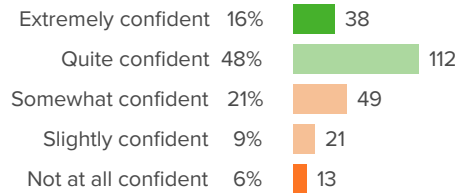
## How did people respond?

### Q.1: How friendly are your school leaders toward you?



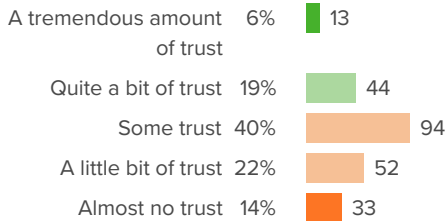
Favorable: **72%**

### Q.2: How confident are you that your school leaders have the best interests of the school in mind?



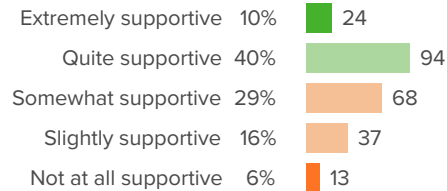
Favorable: **64%**

### Q.3: How much trust exists between school leaders and faculty?



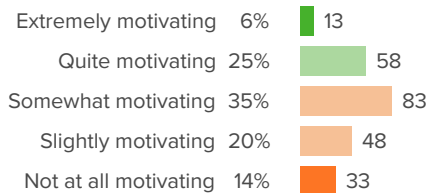
Favorable: **24%**

### Q.4: When you face challenges at work, how supportive are your school leaders?



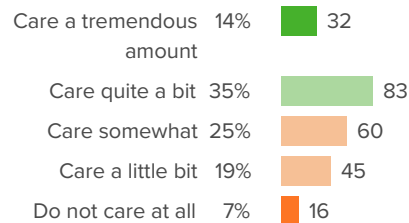
Favorable: **50%**

### Q.5: At your school, how motivating do you find working with the leadership team?



Favorable: **30%**

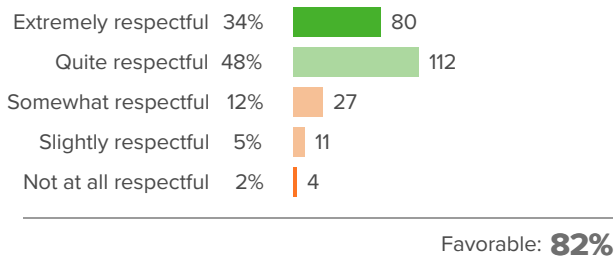
### Q.6: How much do your school leaders care about you as an individual?



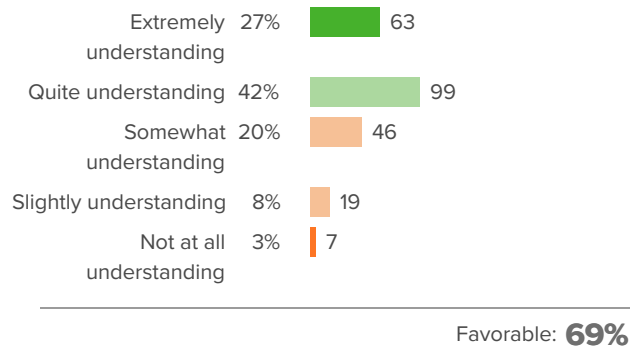
Favorable: **49%**



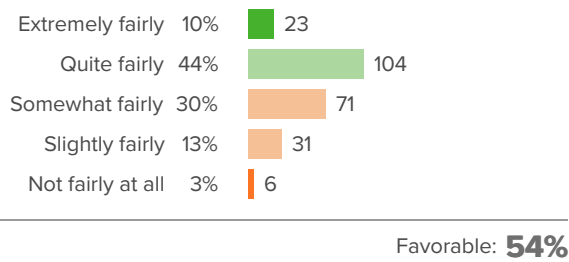
**Q.7: How respectful are your school leaders towards you?**



**Q.8: When challenges arise in your personal life, how understanding are your school leaders?**



**Q.9: How fairly does the school leadership treat the faculty?**





# Teaching Efficacy

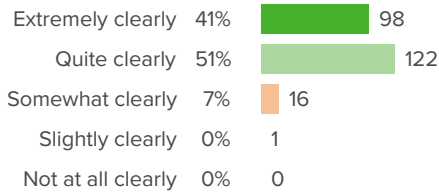
Your average

# 79%

237 responses

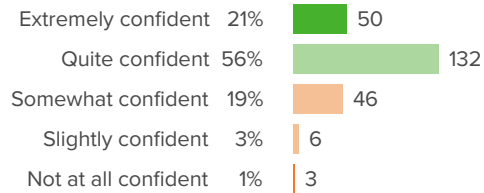
## How did people respond?

### Q.1: How clearly can you explain the most complicated content to your students?



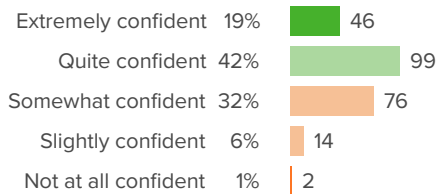
Favorable: **93%**

### Q.2: How confident are you that you can move through material at a pace that works well for each of your students?



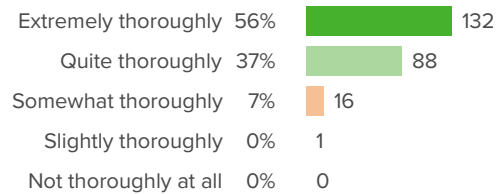
Favorable: **77%**

### Q.3: How confident are you that you can help your school's most challenging students to learn?



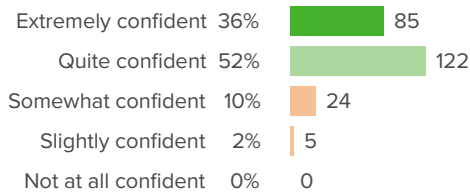
Favorable: **61%**

### Q.4: How thoroughly do you feel that you know all the content you need to teach?



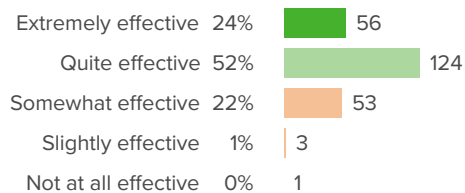
Favorable: **93%**

### Q.5: If a parent were upset about something in your class, how confident are you that you could have a productive conversation with this parent?



Favorable: **88%**

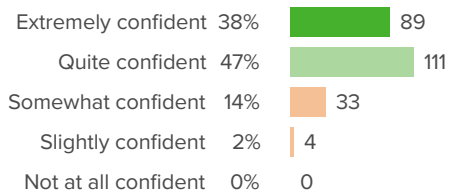
### Q.6: How effective do you think you are at managing particularly disruptive classes?



Favorable: **76%**

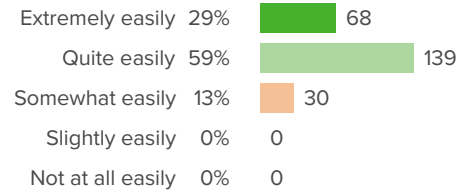


**Q.7: How confident are you that you can meet the learning needs of your most advanced students?**



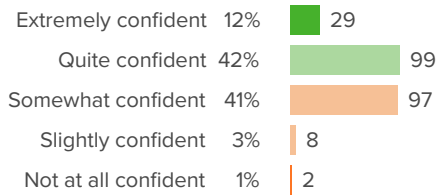
Favorable: **84%**

**Q.8: When one of your teaching strategies fails to work for a group of students, how easily can you think of another approach to try?**



Favorable: **87%**

**Q.9: How confident are you that you can engage students who typically are not motivated?**



Favorable: **54%**



# Well-being

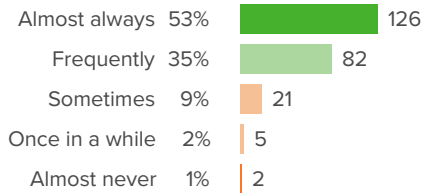
Your average

# 58%

237 responses

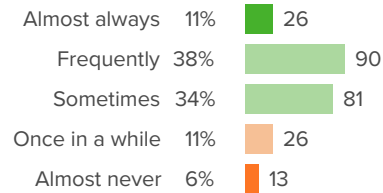
## How did people respond?

**Q.1: During the past week, how often did you feel engaged at work?**



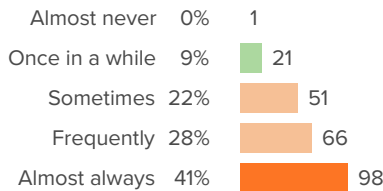
Favorable: **88%**

**Q.2: During the past week, how often did you feel excited at work?**



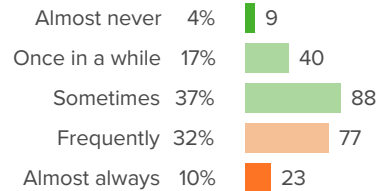
Favorable: **83%**

**Q.3: During the past week, how often did you feel exhausted at work?**



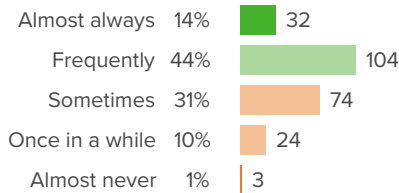
Favorable: **9%**

**Q.4: During the past week, how often did you feel frustrated at work?**



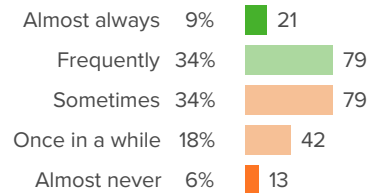
Favorable: **58%**

**Q.5: During the past week, how often did you feel happy at work?**



Favorable: **57%**

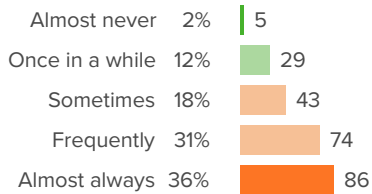
**Q.6: During the past week, how often did you feel hopeful at work?**



Favorable: **43%**

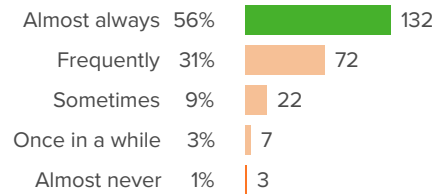


**Q.7: During the past week, how often did you feel overwhelmed at work?**



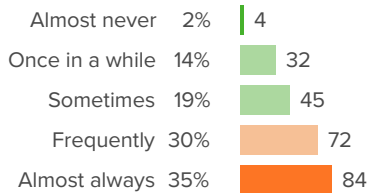
Favorable: **14%**

**Q.8: During the past week, how often did you feel safe at work?**



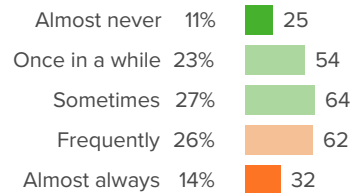
Favorable: **56%**

**Q.9: During the past week, how often did you feel stressed out at work?**



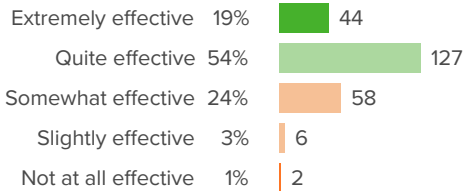
Favorable: **34%**

**Q.10: During the past week, how often did you feel worried at work?**



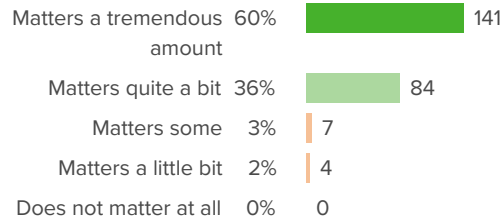
Favorable: **60%**

**Q.11: How effective do you feel at your job right now?**



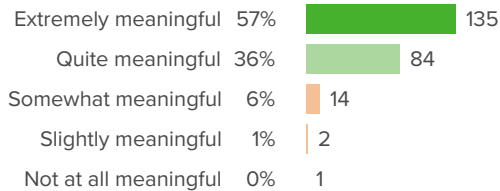
Favorable: **72%**

**Q.12: How much does your work matter to you?**



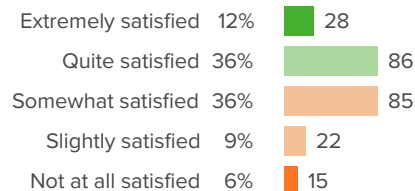
Favorable: **95%**

**Q.13: How meaningful for you is the work that you do?**



Favorable: **93%**

**Q.14: Overall, how satisfied are you with your job right now?**



Favorable: **48%**

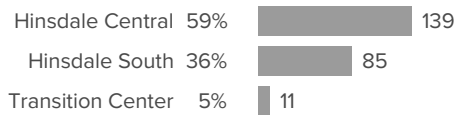


# Background Questions

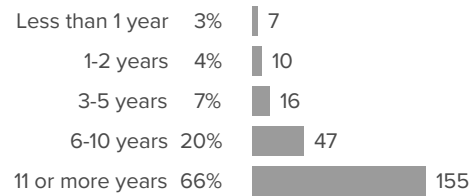
## How did people respond?

---

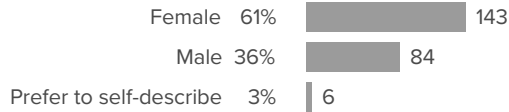
### Q.1: What building are you assigned to?



### Q.2: How many years have you worked in District 86?



### Q.3: What is your gender?



### Q.4: What is your race or ethnicity?

