



Hinsdale Township High School District 86 (IL)






Grades 6-12
Fall 2021



Report created by
Panorama Education



Summary

Topic Description	Results	Benchmark
Readiness for Learning	62%	
School Belonging How much students feel that they are valued members of the school community.	43%	 0th - 19th percentile compared to others nationally
School Climate Perceptions of the overall social and learning climate of the school.	62%	 20th - 39th percentile compared to others nationally
School Engagement How attentive and invested students are in school.	29%	 0th - 19th percentile compared to others nationally
School Mindset Perceptions of whether students have the potential to change those factors that are central to their performance in school.	56%	 60th - 79th percentile compared to others nationally
School Teacher-Student Relationships How strong the social connection is between teachers and students within and beyond the school.	53%	 20th - 39th percentile compared to others nationally

3,700 responses



Readiness for Learning

Your average

62%

3,700 responses

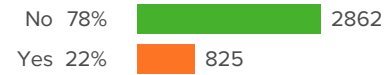
How did people respond?

Q.1: This school year, are you worried about being able to focus in class?



Favorable: **55%**

Q.2: This school year, are you worried about having to talk to teachers?



Favorable: **78%**

Q.3: This school year, are you worried about having a changed schedule?



Favorable: **77%**

Q.4: This school year, are you worried about catching COVID-19?



Favorable: **70%**

Q.5: This school year, are you worried about your mental health?



Favorable: **51%**

Q.6: This school year, are you worried about building friendships with peers?



Favorable: **65%**

Q.7: This school year, are you worried about getting back into a routine?



Favorable: **62%**

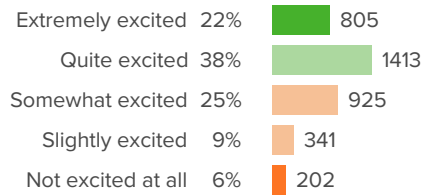
Q.8: This school year, are you worried about having other family responsibilities at home?



Favorable: **62%**

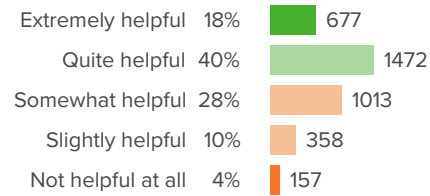


Q.9: How excited are you to learn in-person this school year?



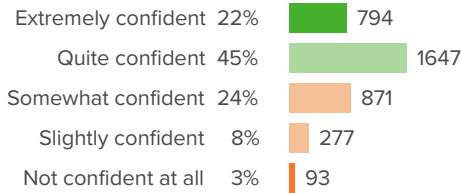
Favorable: **60%**

Q.10: How helpful has your school been in helping you return to in-person learning this school year?



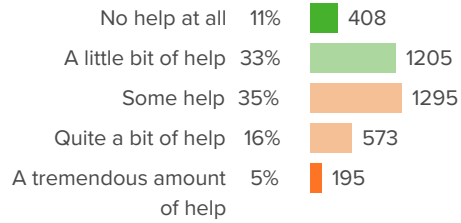
Favorable: **58%**

Q.11: How confident are you in your ability to learn in-person this school year?



Favorable: **66%**

Q.12: How much help do you need to be successful when learning in-person?



Favorable: **44%**



School Belonging

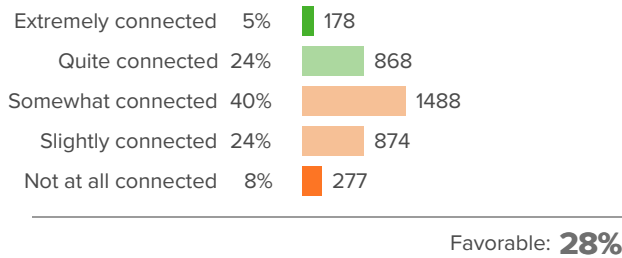
Your average

43%

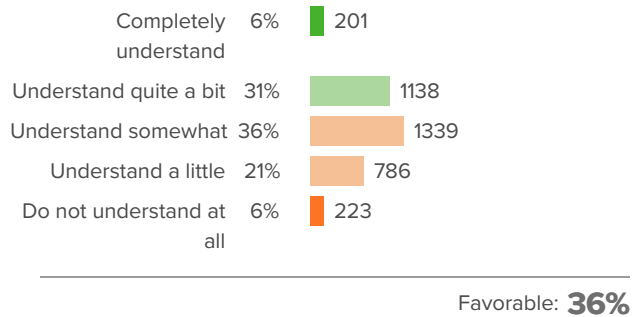
3,700 responses

How did people respond?

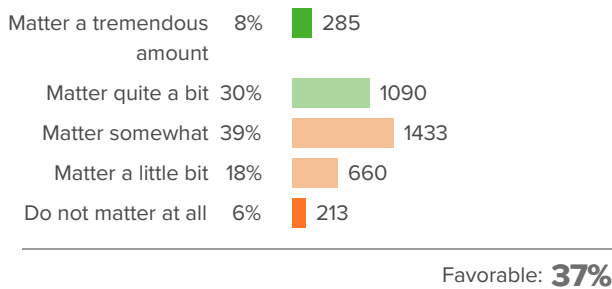
Q.1: How connected do you feel to the adults at your school?



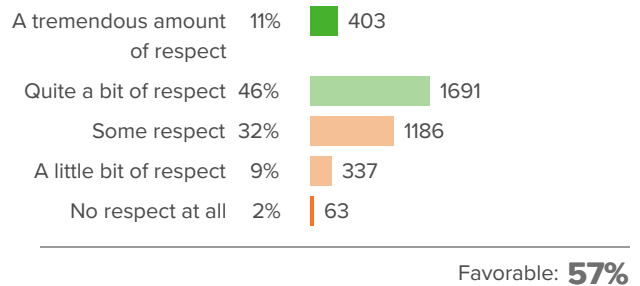
Q.2: How well do people at your school understand you as a person?



Q.3: How much do you matter to others at this school?

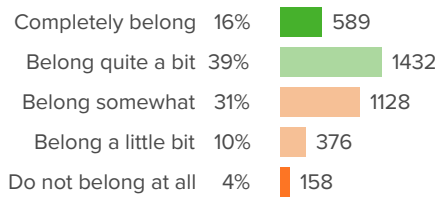


Q.4: How much respect do students in your school show you?





Q.5: Overall, how much do you feel like you belong at your school?



Favorable: **55%**



School Climate

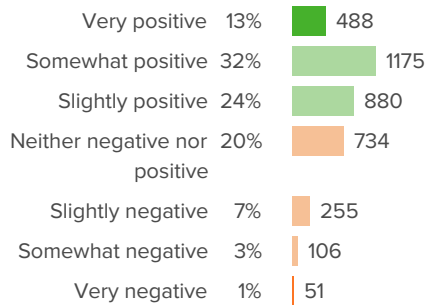
Your average

62%

3,700 responses

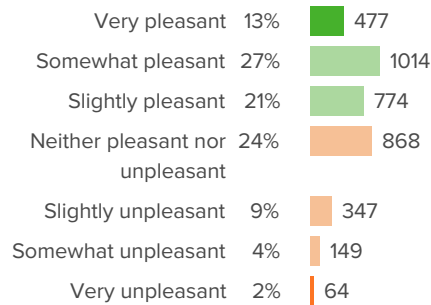
How did people respond?

Q.1: How positive or negative is the energy of the school?



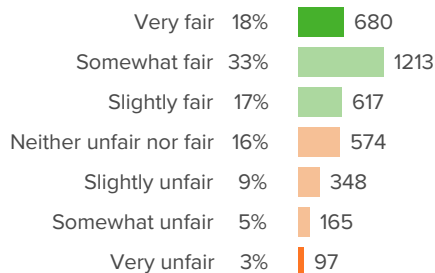
Favorable: **69%**

Q.2: How pleasant or unpleasant is the physical space at your school?



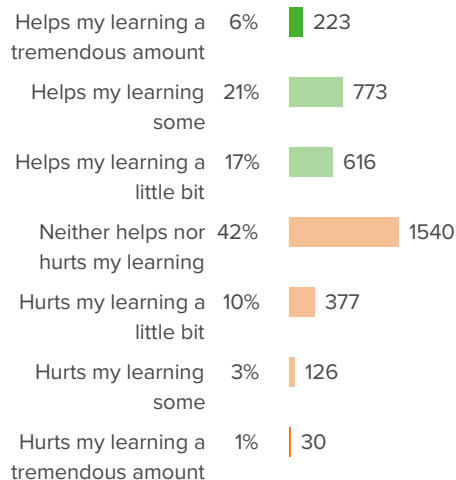
Favorable: **61%**

Q.3: How fair or unfair are the rules for the students at this school?



Favorable: **68%**

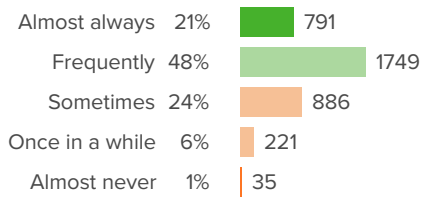
Q.4: At your school, how much does the behavior of other students hurt or help your learning?



Favorable: **44%**



Q.5: How often do your teachers seem excited to be teaching your classes?



Favorable: **69%**



School Engagement

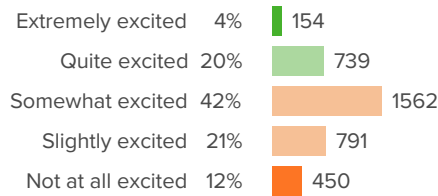
Your average

29%

3,700 responses

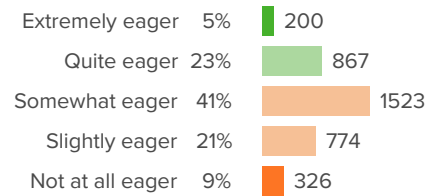
How did people respond?

Q.1: How excited are you about going to your classes?



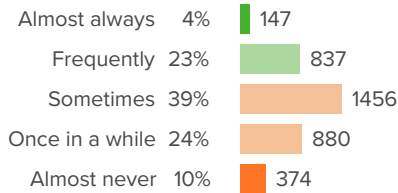
Favorable: **24%**

Q.2: In your classes, how eager are you to participate?



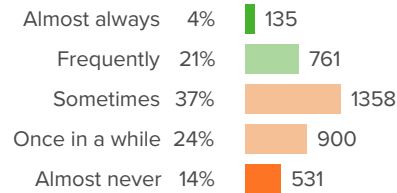
Favorable: **29%**

Q.3: How often do you get so focused on activities in your classes that you lose track of time?



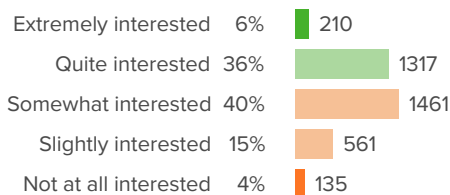
Favorable: **27%**

Q.4: When you are not in school, how often do you talk about ideas from your classes?



Favorable: **24%**

Q.5: Overall, how interested are you in your classes?



Favorable: **41%**



School Mindset

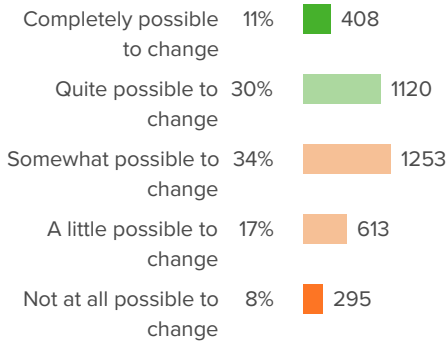
Your average

56%

3,700 responses

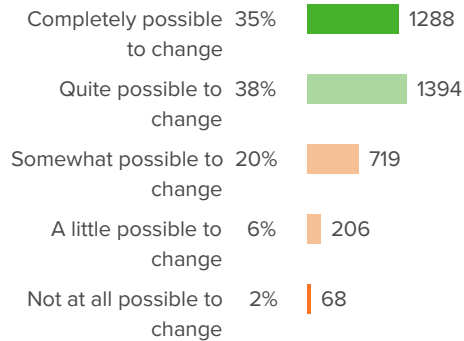
How did people respond?

Q.1: In school, how possible is it for you to change: Being talented



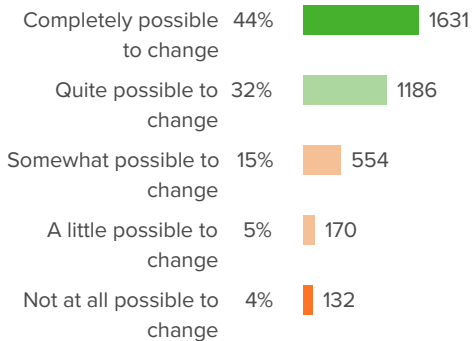
Favorable: **41%**

Q.2: In school, how possible is it for you to change: Putting forth a lot of effort



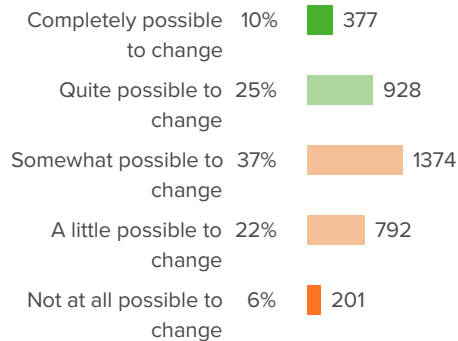
Favorable: **73%**

Q.3: In school, how possible is it for you to change: Behaving well in class



Favorable: **77%**

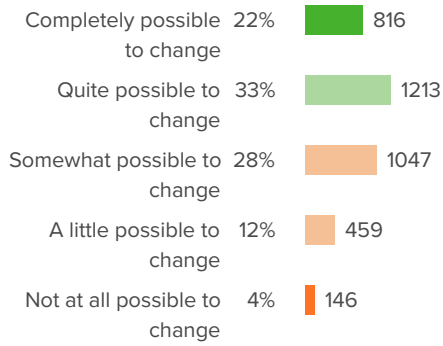
Q.4: In school, how possible is it for you to change: Liking the subjects you are studying



Favorable: **36%**

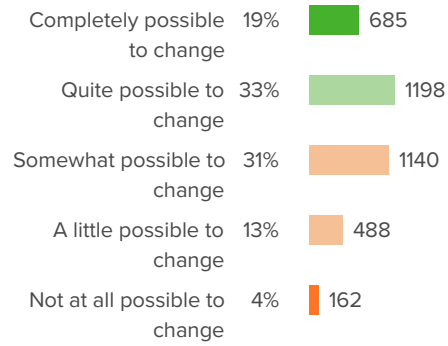


**Q.5: In school, how possible is it for you to change:
 How easily you give up**



Favorable: **55%**

**Q.6: In school, how possible is it for you to change:
 Your level of intelligence**



Favorable: **51%**



School Teacher-Student Relationships

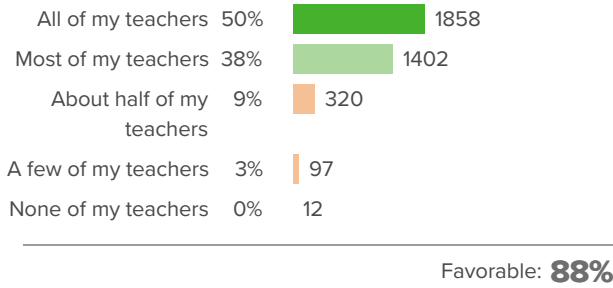
Your average

53%

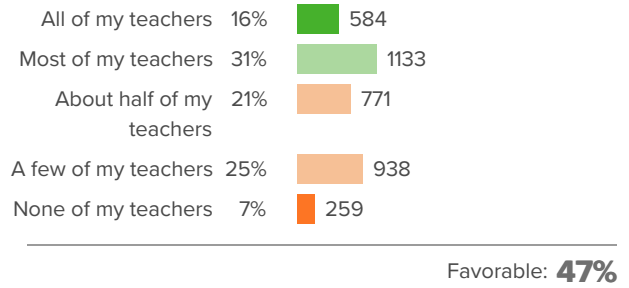
3,700 responses

How did people respond?

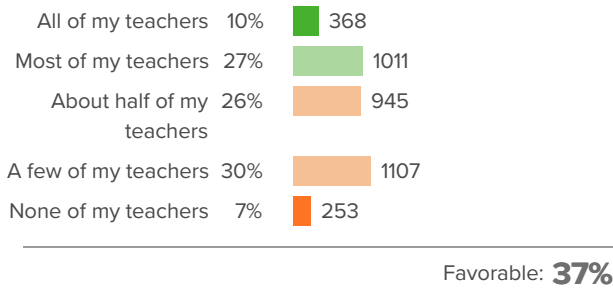
Q.1: How many of your teachers are respectful towards you?



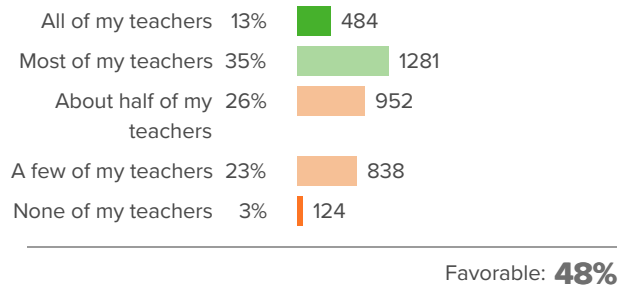
Q.2: If you walked into class upset, how many of your teachers would be concerned?



Q.3: If you came back to visit class three years from now, how many of your teachers would be excited to see you?

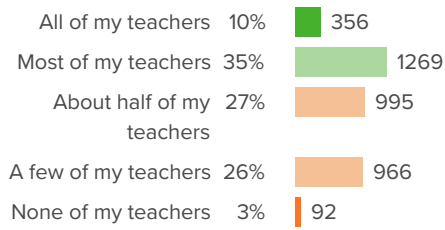


Q.4: When your teachers ask how you are doing, how many of them are really interested in your answer?





Q.5: How many of your teachers would you be excited to have again in the future?



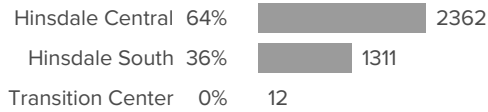
Favorable: **44%**



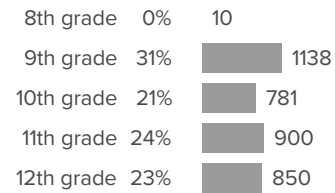
Background Questions

How did people respond?

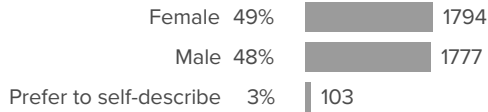
Q.1: What school do you attend?



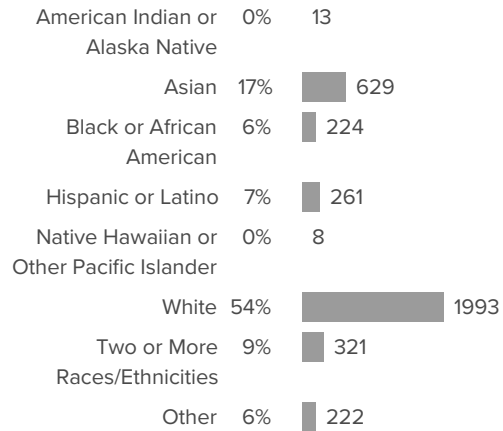
Q.2: What grade are you in?



Q.3: What is your gender?



Q.4: What is your race or ethnicity?





Q.5: Please indicate the primary language you speak at home. (Please indicate only one.)

Chinese	1%	51
English	78%	2862
French	0%	6
German	0%	3
Italian	0%	11
Korean	0%	5
Russian	0%	10
Spanish	2%	83
Tagalog	0%	10
Vietnamese	0%	5
Other/multiple languages	17%	636