

MDCA First Grade Summer Reading Assignment

Hello First Graders!

First Grade is going to be a lot of fun and we cannot wait to get to know you!

One of the main things we will work on in 1st grade is learning how to read. Learning how to sound out words and blend them together is a BIG deal and we know that you have been working really hard on those skills in Kindergarten. We don't want you to forget all that you have learned and we want you to be extra prepared when you come back to school in August.

This summer, complete each activity in this packet. There are a few reading, writing, and math sheets to help you get ready for first grade. Read the directions carefully and show us your best work. We would also love for you to read books and write about what you did this summer. You can use the backside of one of the worksheets. Don't forget to use neat handwriting, capital letters, spaces, and punctuation marks. We cannot wait to read them!

Packets are due the first week of school.

We can't wait for you to be in our class!
Have a wonderful summer and happy reading!

Love,
The First Grade Teachers

Name: _____

at family

Touch and read each word:

cat

sat

mat

hat

rat

Find and highlight the words. Then read the story:

My Cat

Here is my cat. My cat sat
on a mat. My cat sat on a
hat. My cat sat on a rat!
My cat sat and sat.



Rewrite your favorite sentence:

Illustrate your favorite sentence:

Read the story 3 times.

Color a star every time
you read the story:



Name: _____

ip family

Touch and read each word:

dip

rip

zip

sip

tip

Find and highlight the words. Then read the story:

Time to Swim

We can go for a dip. I will
zip my bag and have a sip.
The tip of the bag can
rip. I will zip it fast!



Rewrite your favorite sentence:

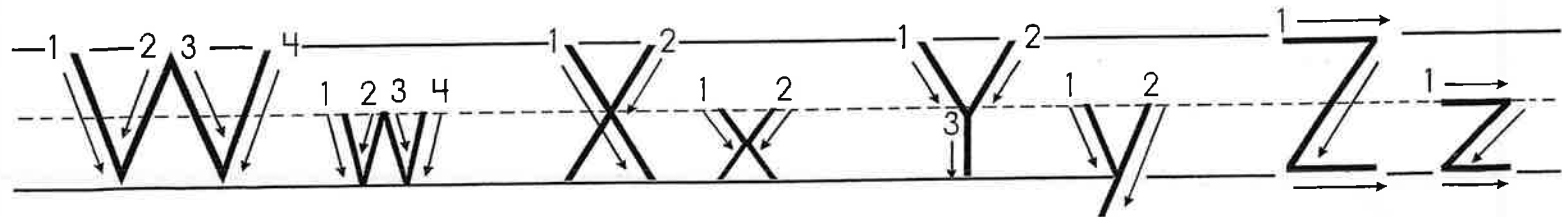
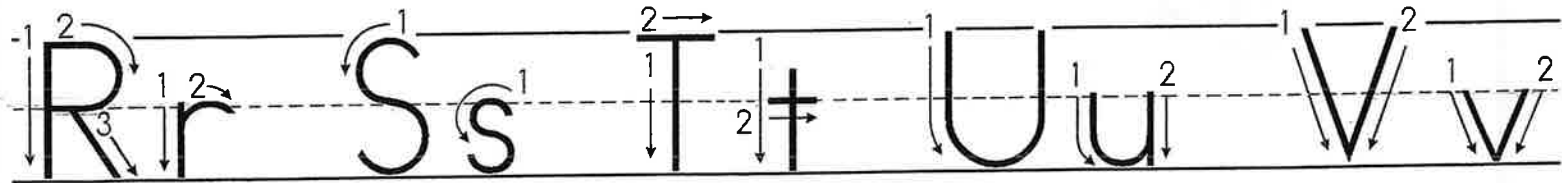
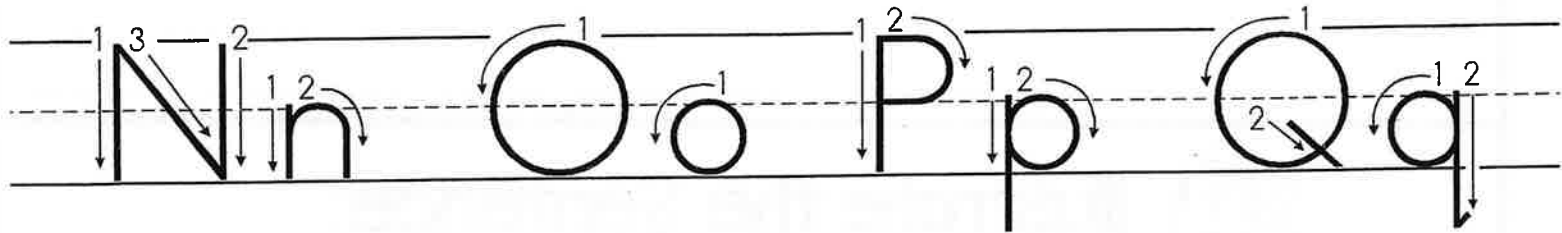
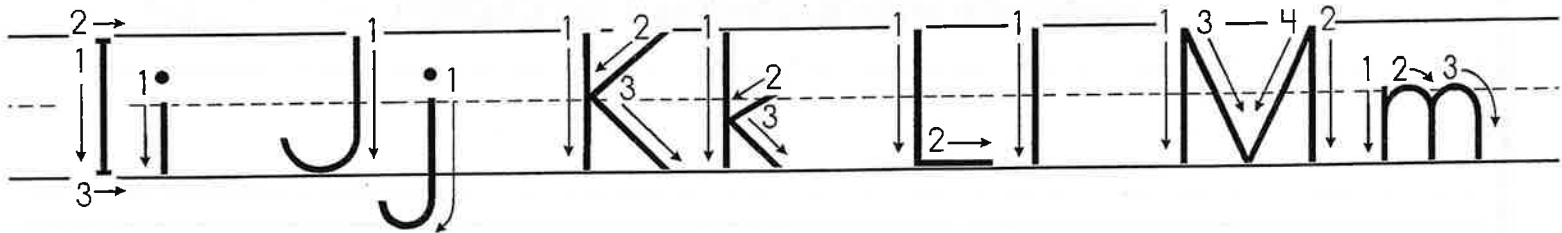
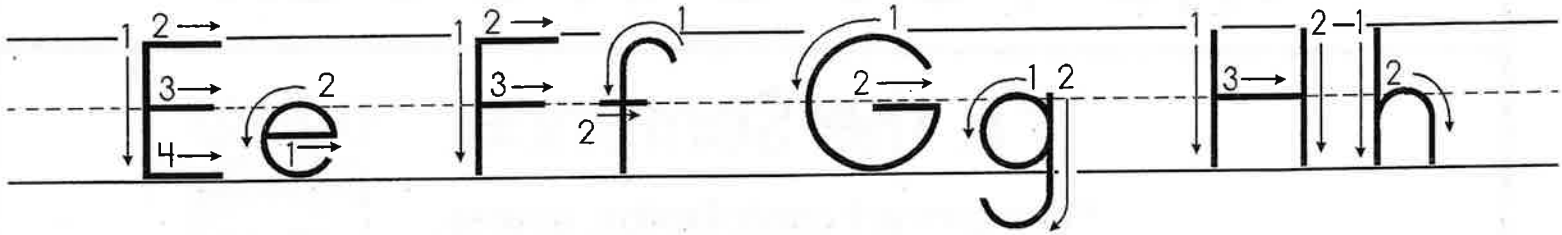
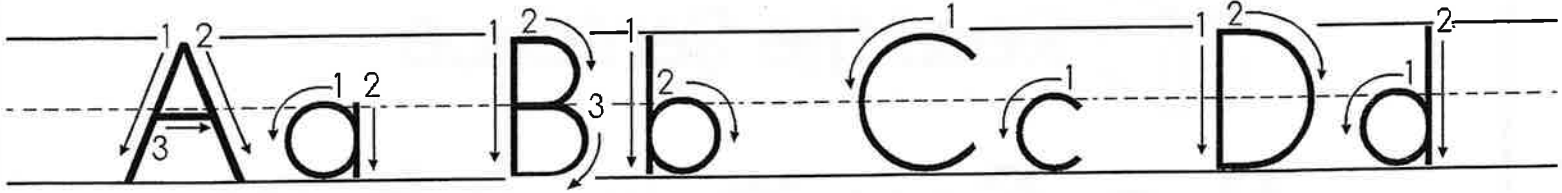
Illustrate your favorite sentence:


Read the story 3 times.
Color a star every time
you read the story:



Name _____ Trace the letters


The Alphabet





Name _____

Write the numbers to 100



1			4						
									20
					26				
	32								
							48		
		53							
						67			
				75					
81									
			94						100

Lesson **1.6**

Name: _____

Fluency: Comparing Numbers 1-5

Directions: Circle the number that is LESS.

5	4
---	---

2	3
---	---

0	1
---	---

4	3
---	---

2	5
---	---

0	3
---	---

1	5
---	---

3	0
---	---

2	5
---	---

3	2
---	---

4	3
---	---

5	2
---	---

5	0
---	---

3	1
---	---

2	4
---	---

Lesson **3.8**

Name: _____

Fluency: Finding Differences

Directions: Solve each equation and write the difference.

1	2	3	4	5	6	7	8	9	10
---	---	---	---	---	---	---	---	---	----

$$9 - 6 = \underline{\quad}$$

$$10 - 5 = \underline{\quad}$$

$$8 - 1 = \underline{\quad}$$

$$8 - 2 = \underline{\quad}$$

$$4 - 2 = \underline{\quad}$$

$$9 - 5 = \underline{\quad}$$

$$7 - 1 = \underline{\quad}$$

$$7 - 2 = \underline{\quad}$$

$$10 - 4 = \underline{\quad}$$

$$10 - 9 = \underline{\quad}$$