TOWN OF SCARBOROUGH

GENERAL FUND & CAPITAL BUDGET

FY 2011

AS ADOPTED BY TOWN COUNCIL

MAY 5, 2010

Transmittal

- Manager's Budget Letter

Charts

- Gross Budget Summary
- Gross Budget Graph
- Net Budget Graph
- Revenue Graph
- Tax Rate Computation Sheets

Municipal Revenues

- Municipal Revenue Graph
- Municipal Budget Revenues
- Municipal Reserve Funds

Municipal Budget

- Municipal Budget Graph
- Municipal Budget Summary
- Municipal Department Budgets

Community Services

- Operating Budget
- Oak Hill Building Management
- Beach Management
- Seniors Program

Capital Budgets

- Municipal Capital Equipment
- Municipal Capital Projects

Debt

- Municipal Debt Service /
- Equipment Leases
- Education Debt Service

Education Budget

- Education Operating Budget

Town of Scarborough, Maine
US Route One, PO Box 360
Scarborough, Maine • 04070-0360

Office of the Town Manger

Budget Transmittal – FY 2010-2011

March 17, 2010

Honorable Members of the Scarborough Town Council:

I am pleased to present to you the proposed General Fund and Capital Improvement Plan budgets of the Town of Scarborough for FY 2010/2011. The persistent economic downturn continues to present challenges and constraints to the municipal budget. I strive to meet the stated budget goal of "preparing a reasonable budget, while maintaining services, avoiding layoffs, effectively compensating employees and limiting any increase in the tax rate."

REVENUES

Unfortunately, non-property tax revenues have reduced significantly, representing a town-wide reduction of 14.6% (municipal reduction of $698,610 (-6.2%) and school reduction of $2,468,897 (-29.3%)). These significant revenues reduction are the determining factor in this budget. As a consequence of the sluggish economy, municipal non-property tax revenues continue to decline or are flat from the previous year. This coupled with a $251,492 decrease in municipal revenue sharing and a $97,000 decrease in URIP funding account for the majority of the decrease. At the same time as non-property tax sources of income stagnate or recede, growth in the total valuation has slowed considerably. Assuming modest growth ($20M) in the tax base and a reduction in the Homestead Exemption that will produced additional taxable value ($10M) I have projected the growth of total assessed value at $30M (less than half of the growth experienced in recent years).

On the positive side, the Community Services Department is now 85.6% self-funded by user fees – the remainder of the costs will be difficult to recapture through fees since the majority are related to grounds and field maintenance. Lastly, I propose the use of $150,000 from the Scarborough Economic Development Fund to support SEDCO operations, which will leave approximately $40,000 in the fund.

APPROPRIATIONS

Due to the thoughtful efforts and sacrifices of Town staff I am pleased to submit a budget that reduces municipal appropriations by 1.3%, totaling $268,097 less than the previous year. Significant cost savings for next fiscal year have resulted from opportunities created through the Early Retirement Program offered to employees, creating six vacancies. Where possible, I have not filled these positions, and in the case of Public Works we have used this opportunity to restructure the organization and move toward a vendor-based inventory management system (total PW savings of $183,424). Again, unionized employees have met the challenge and agreed to wage concessions; therefore the budget provides for a 3% increase for all unionized employees (Police and Dispatch were under contract for 6%) and I have made provisions for a 2% increase for non-union employees.

Again, I regrettably propose diverting from the staffing plan and therefore propose no new Public Safety hires in this budget. However, with the use of existing Town funds and grant monies, enhancements are proposed for the GIS Coordinator and for a new Energy Coordinator position. The only notable reduction in services relates to the elimination the free "Large Item Drop-off Day", which produced a savings of $41,200. As regards funding requests from other agencies, given the challenges I propose funding only those agencies that are either Scarborough-based or somehow affiliated with the Town; although I have provided a complete list of all requests for your review and consideration. Finally, in spite of the reductions in municipal expenditures, due to the lost revenue, to remain within the LD 1 limit, net municipal spending must be reduced by $162,059 – I am not overly concerned by this given the fact that multiple changes throughout the budget process will affect this calculation.

EDUCATION

More than any other component of the town-wide budget, education is impacted the most by the reduction of revenues, with a combined loss of $29.3%, corresponding to a $2,468,897 reduction. Given the financial realities of the situation and in a genuine effort to reduce the impact on the property tax rate, the Board of Education has endorsed a budget in first reading that reduces appropriations by $781,744. This reduction comes at a heavy price in that it requires the layoff of 43 positions and institutes a "pay-to-play" fee for extra-curricular activities, among others measures. I should acknowledge the efforts of the School Finance Committee, who appear to have confronted the budget challenge head on and offer a budget that identifies educational priorities, but recognizes the reality of the situation. Even with these cuts in expenses, given the revenue loss, the education budget will require an additional $1,687,153 from the property tax to fund operations, translating to a 3.92% increase in the tax rate. At the time of preparing this transmittal, I am aware that there will be additional general purpose aid from the state and that there are additional costs savings in the education budget; however, the Board of Education has not yet considered these matters and therefore I have included them in this proposed budget.

CAPITAL IMPROVEMENTS

Staff continues to prepare a thorough and thoughtful five-year Capital Improvement Plan that anticipates the capital needs of the Town. It is imperative that we maintain the capital equipment replacement schedule as proposed; even a slight deviation will erode the great progress made to date. Equally important is this list of proposed capital projects – I have prioritized the intersection improvement projects for next year, along with a number of smaller initiatives. Our bond rating remains excellent with an Aa3 from Moody's and an AA from Standard & Poor's. The Town has excess bond capacity and interest rates continue to be attractive. The School Capital Budget was not available at the time of this

budget and therefore is not included; however I expect it will be submitted to the Finance Committee and would encourage your consideration at that time.

DEBT

Debt services costs have risen by 5.53%, although lease expenses are reduced by 17.5%, for a combined increase of $106,348 (2.2%). Staff is sensitive to the duration of financing (and related interest expense); therefore we are replacing conventional long-term bond financing with shorter-term municipal installment financing (lease) wherever possible. As a longer-range matter, I would encourage the Finance Committee to consider adopting a "Debt Policy" that would identify our priorities and preferences regarding long and short term debt.

FUND BALANCE

Consistent with the recently adopted Fund Balance Policy, I have proposed a conservative use ($400,000) of the undesignated fund balance in the budget, representing a 52.1% decrease from the current year. After a thorough review of the appropriations, as a final consideration, I would encourage the Finance Committee and Town Council to have further conversation regarding the use of additional fund balance to reduce the property tax impact. As suggested by the policy it is important to maintain adequate fund balance for cash flow purposes as well as maintain our favorable bond rating.

CONCLUSION

As identified in the Town Council's budget goal, I believe this is a "reasonable budget" proposal with realistic revenue estimates and adequate appropriation requests to maintain current levels of programs and services. Despite the reduced spending, the town-wide revenue loss of $3,116,818 cannot be overcome and therefore this budget would require a 4.53% increase in the tax rate to $12.70/$1000. As you consider this budget and the potential impact on the tax rate, I would remind you that the tax rate remained stable in the current year despite significant challenges. As a point of reference, in order to limit the tax rate increase to 3%, approximately $640,000 must be eliminated from the combined budget or made up with additional revenue.

I would be remiss not to acknowledge the professionalism, dedication and sacrifices that all members of the Town staff have demonstrated in preparation of this budget document, in particular Ruth Porter and Colette Mathieson. I look forward to working with the Finance Committee and the Town Council to establish priorities for the coming year.

Respectfully Submitted,

Thomas J. Hall,
Town Manager

TOWN OF SCARBOROUGH
NEXT YEAR / CURRENT YEAR BUDGET ANALYSIS

6/1/2010
11:38 AM

FY 2011 TOWN APPROPRIATION

ACCOUNTS FOR:	2010 BUDGET	2011 PROPOSED	FY2011 ADOPTED	INC. DEC.	PCT CHANGE
TOTAL MUNICIPAL ALL AREAS	$ 27,957,387	$ 27,804,363	$ 27,885,902	$ (71,485)	-0.3%
TOTAL EDUCATION ALL AREAS	$ 35,199,614	$ 34,417,870	$ 35,084,868	$ (114,746)	-0.3%
TOTAL COUNTY TAX	$ 1,885,984	$ 1,922,952	$ 1,922,952	$ 36,968	2.0%
TOTAL CAPITAL	$ 7,311,381	$ 4,429,728	$ 4,881,228	$ (2,430,153)	-33.2%
COMBINED TOTALS ALL AREAS	$ 72,354,366	$ 68,574,913	$ 69,774,950	$ (2,579,416)	-3.6%

FY2011 GROSS BUDGET

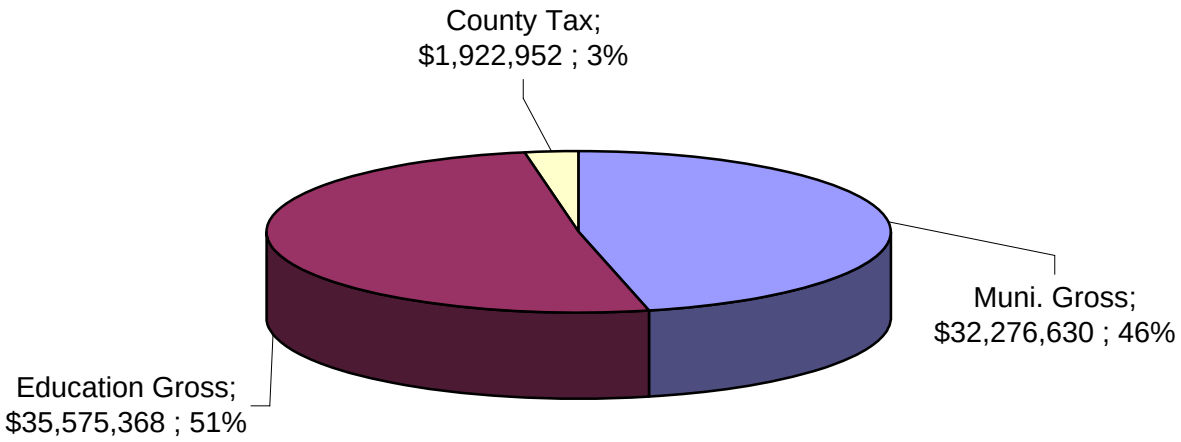

FY2011 NET BUDGET

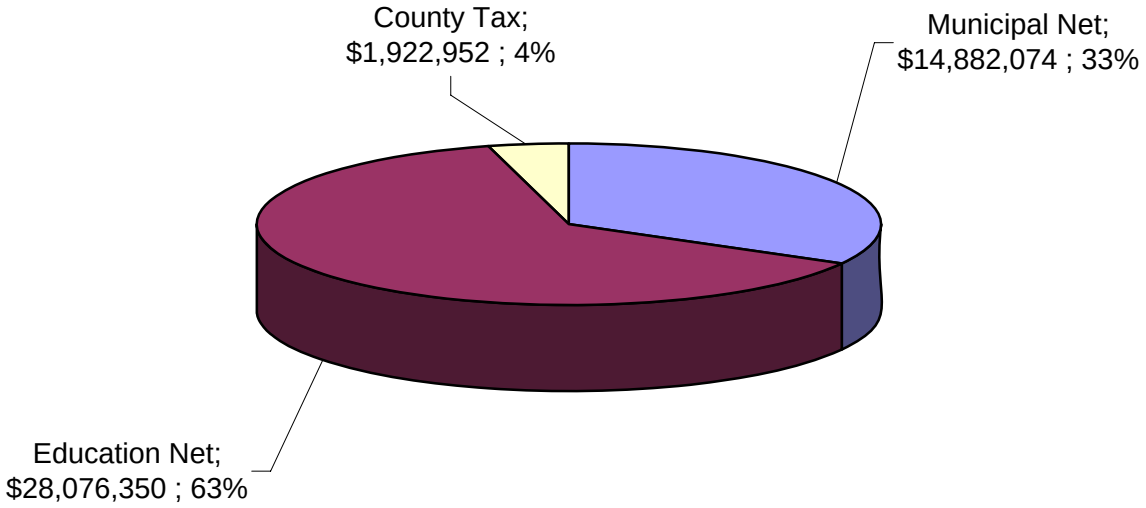

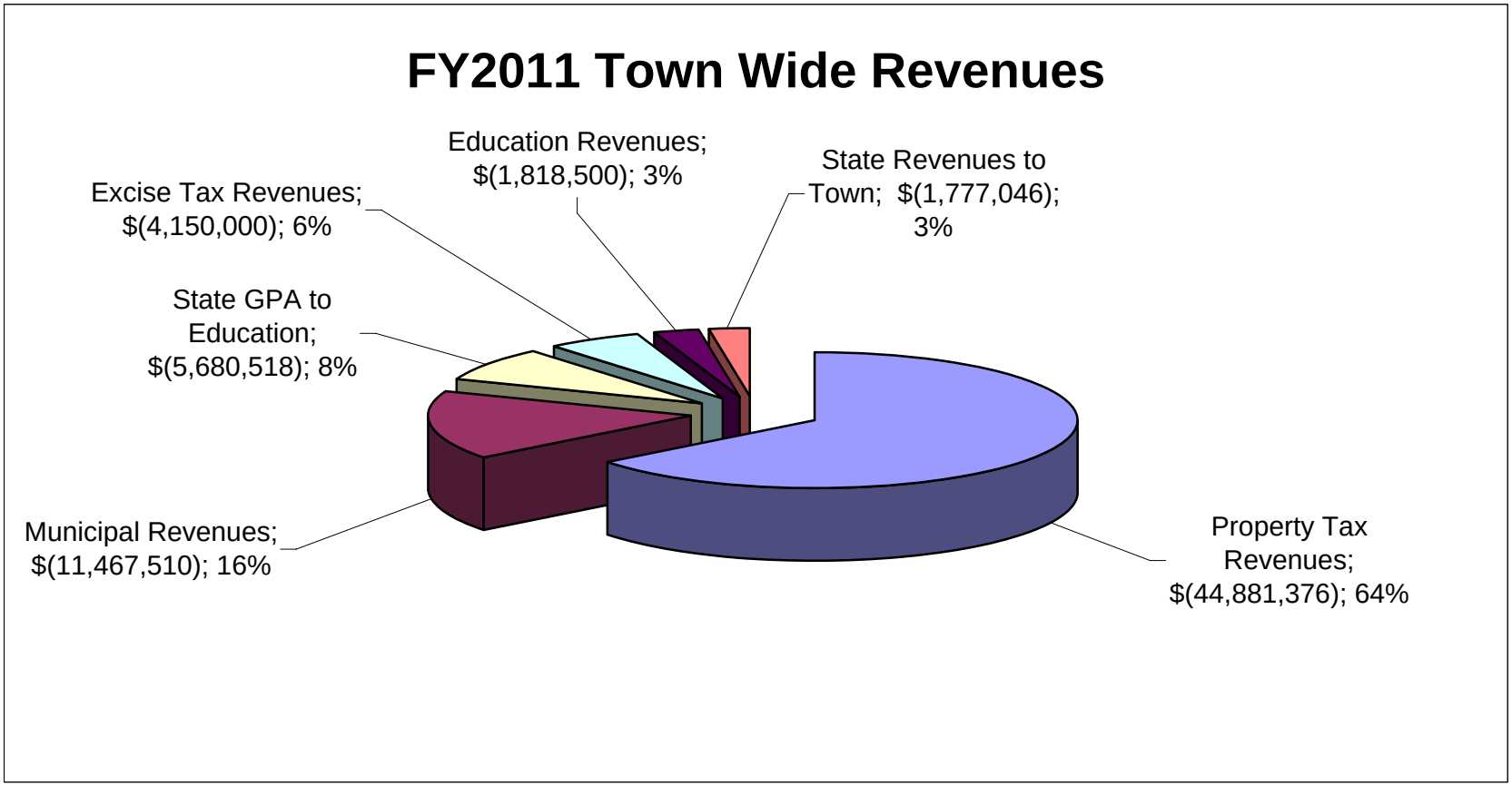
FY2011 Town Wide Revenues
Education Revenues; $(1,818,500); 3%
State Revenues to Town; $(1,777,046); 3%
Excise Tax Revenues; $(4,150,000); 6%
State GPA to Education; $(5,680,518); 8%
Municipal Revenues; $(11,467,510); 16%
Property Tax Revenues; $(44,881,376); 64%

Tax Rate Computation

6/1/10
11:43 AM

	2010 Budget		2011 Budget		
Municipal Gross	$ 20,045,354		$ 20,091,066		0.2%
Less: Revenues	**$ (9,324,532)**		**$ (8,963,794)**		-3.9%
Municipal (Net Appropriation)		**$ 10,720,822**		**$ 11,127,272**	3.8%
Education Gross	$ 35,094,217		$ 34,974,459 *		-0.3%
Less: Revenues	**$ (8,392,551)**		**$ (6,998,518)** *		-16.6%
Education (Net)		**$ 26,701,666**		**$ 27,975,941**	4.8%
Adult Learning	$ 105,397		$ 110,409		4.8%
Less: Revenues	**$ (36,020)**		**$ (50,000)**		38.8%
Adult Learning (Net)		**$ 69,377**		**$ 60,409**	-12.9%
Community Services - Admin. & Programs	$ 1,849,860		$ 1,833,990		-0.9%
Less: Revenues	**$ (1,533,033)**		**$ (1,559,127)**		1.7%
Community Services (Net)		**$ 316,827**		**$ 274,863**	-13.2%
Community Services - Building Mgt.	$ 34,288		$ 34,288		0.0%
Less: Revenues	**$ (76,640)**		**$ (76,640)**		0.0%
Oak Hill Professional Bldg. (Net)		**$ (42,352)**		**$ (42,352)**	0.0%
Community Services - Beach Mgt.	$ 132,316		$ 156,911		18.6%
Less: Revenues	**$ (132,316)**		**$ (156,911)**		18.6%
Beach Mgt. (Net)		**$ -**		**$ -**	0.0%
Community Services - Senior Programs	$ 92,202		$ 92,202		0.0%
Less: Revenues	**$ (20,500)**		**$ (20,500)**		0.0%
Senior Programs (Net)		**$ 71,702**		**$ 71,702**	0.0%
Capital Budgets:					
Municipal Capital Equipment	$ 1,055,426		$ 769,928		-27.1%
Municipal Capital Projects	$ 4,766,845		$ 3,620,800		-24.0%
School Capital Projects	$ 1,489,110		$ 490,500		-67.1%
Total Capital Projects - Gross	**$ 7,311,381**		**$ 4,881,228**		-33.2%
Less: Revenues					
Municipal Capital Equip. Revenues	$ (1,040,426)		$ (748,678)		-28.0%
Fund Balance for Muni Capital Equip	$ (15,000)		$ -		-100.0%
Municipal Capital Projects Bonds/Reserves	$ (4,766,845)		$ (3,606,800)		-24.3%
Education Bond	$ (1,489,110)		$ (450,500)		-69.7%
Total C.I.P. - Revenues	**$ (7,311,381)**		**$ (4,805,978)**		-34.3%
Capital (Net Appropriation)		**$ -**		**$ 75,250**	0.0%
Municipal Debt Service	$ 4,071,355		$ 4,254,103		4.5%
Municipal Equipment Lease Payments	$ 678,790		$ 559,943		-17.5%
Less: Revenues					
Municipal Building	$ (29,987)		$ (28,563)		-4.7%
Haigis Parkway Assessments	$ (586,330)		$ (628,927)		7.3%
School Impact Fees	$ (225,680)		$ (119,170)		-47.2%
Total Debt Service - Revenues	**$ (841,997)**		**$ (776,660)**		-7.8%
Debt Service & Lease Payments (Net)		**$ 3,908,148**		**$ 4,037,386**	3.3%
Total Townwide Operating Budgets		**$ 41,746,190**		**$ 43,580,471**	4.4%
County Assessment		$ 1,885,984		$ 1,922,952	2.0%
Overlay		$ 274,183		$ 39,754	-85.5%
Tax Increment Financing Districts		$ 103,463		$ 108,147	4.5%
Credit Enhancement Agreements		$ 550,575		$ 575,498	4.5%
Resident Senior Property Tax Relief Fund		$ 125,000		$ 140,000	12.0%
Homestead Exemption Reimbursement (Estimate)		$ (352,995)		$ (256,091)	-27.5%
Business Equipment Tax Exemption (BETE)		$ (156,055)		$ (130,495)	-16.4%
State Municipal Revenue Sharing (Estimate)		$ (1,350,352)		$ (1,098,860)	-18.6%
Total Net Budget		**$ 42,825,994**		**$ 44,881,376**	4.8%

*As recommended by the Manager

2011 amount to be raised ($44,881,376) = Valuation ($3,554,771,600) x the Tax Rate ($0.01263) or $12.63 Mils.

2010 amount to be raised ($42,825,994) = Valuation ($3,524,771,600) x the Tax Rate ($0.01215) or $12.15 Mils.

2011	$3,554,771,600	$ 44,881,376	$0.01263	$12.63	$0.48	3.95%
2010	$3,524,771,600	$42,825,994	$0.01215	$12.15		

Municipal Tax Rate Computation

6/1/10
11:43 AM

	2010 Budget		2011 Budget		
Municipal Gross	$ 20,045,354		$ 20,091,066		0.2%
Less: Revenues	**$ (9,324,532)**		**$ (8,963,794)**		-3.9%
Municipal (Net Appropriation)		**$ 10,720,822**		**$ 11,127,272**	3.8%
Community Services - Admin. & Programs	$ 1,849,860		$ 1,833,990		-0.9%
Less: Revenues	**$ (1,533,033)**		**$ (1,559,127)**		1.7%
Community Services (Net)		**$ 316,827**		**$ 274,863**	-13.2%
Community Services - Building Mgt.	$ 34,288		$ 34,288		0.0%
Less: Revenues	**$ (76,640)**		**$ (76,640)**		0.0%
Oak Hill Professional Bldg. (Net)		**$ (42,352)**		**$ (42,352)**	0.0%
Community Services - Beach Mgt.	$ 132,316		$ 156,911		18.6%
Less: Revenues	**$ (132,316)**		**$ (156,911)**		18.6%
Beach Mgt. (Net)		**$ -**		**$ -**	0.0%
Community Services - Senior Programs	$ 92,202		$ 92,202		0.0%
Less: Revenues	**$ (20,500)**		**$ (20,500)**		0.0%
Senior Programs (Net)		**$ 71,702**		**$ 71,702**	0.0%
Capital Budgets:					
Municipal Capital Equipment	$ 1,055,426		$ 769,928		-27.1%
Municipal Capital Projects	$ 4,766,845		$ 3,620,800		-24.0%
Total Municipal Capital Budgets	**$ 5,822,271**		**$ 4,390,728**		-24.6%
Less: Revenues					
Municipal Capital Equip. Revenues	$ (1,040,426)		$ (748,678)		-28.0%
Fund Balance Transfer for Muni Capital Equip	$ (15,000)		$ -		-100.0%
Municipal Capital Projects Bonds	$ (4,766,845)		$ (3,606,800)		-24.3%
Total C.I.P. - Revenues	**$ (5,822,271)**		**$ (4,355,478)**		-25.2%
Capital (Net Appropriation)		**$ -**		**$ 35,250**	0.0%
Municipal Debt Service	$ 4,071,355		$ 4,254,103		4.5%
Municipal Equipment Lease Payments	$ 678,790		$ 559,943		-17.5%
Less: Revenues					
Municipal Building/Library	$ (29,987)		$ (28,563)		-4.7%
Haigis Parkway Assessments	$ (586,330)		$ (628,927)		7.3%
School Impact Fees	$ (225,680)		$ (119,170)		-47.2%
Total Debt Service - Revenues	**$ (841,997)**		**$ (776,660)**		-7.8%
Debt Service (Net Appropriation)		**$ 3,908,148**		**$ 4,037,386**	3.3%
Total Municipal Operating Budgets		**$ 14,975,147**		**$ 15,504,121**	3.5%
Overlay		$ 274,183		$ 39,754	-85.5%
Tax Increment Financing Districts		$ 103,463		$ 108,147	4.5%
Credit Enhancement TIF		$ 550,575		$ 575,498	4.5%
Resident Senior Property Tax Relief Fund		$ 125,000		$ 140,000	12.0%
Homestead Exemption Reimbursement (Estimate)		$ (352,995)		$ (256,091)	-27.5%
Business Equipment Tax Exemption (BETE)		$ (156,055)		$ (130,495)	-16.4%
State Municipal Revenue Sharing (Estimate)		$ (1,350,352)		$ (1,098,860)	-18.6%
Total Net Budget		**$ 14,168,967**		**$ 14,882,074**	5.0%

2011 amount to be raised ($14,801,035) = Valuation ($3,554,771,600) x the Tax Rate ($0.00416) or $4.16 Mils.

2010 amount to be raised ($14,168,967) = Valuation ($3,524,771,600) x the Tax Rate ($0.00402) or $4.02 Mils.

2011	$3,554,771,600	$ 14,882,074	$0.00419	$4.19	$0.17	4.15%
2010	$3,524,771,600	$ 14,168,967	$0.00402	$4.02		

School Tax Rate Computation

6/1/10
11:45 AM

	2010 Budget		2011 Budget		
Education Gross	$ 35,094,217		$ 34,974,459		-0.3%
Less: Revenues	**$ (8,392,551)**		**$ (6,998,518)**		-16.6%
Education (Net)		**$ 26,701,666**		**$ 27,975,941**	4.8%
Adult Learning	$ 105,397		$ 110,409		4.8%
Less: Revenues	**$ (36,020)**		**$ (50,000)**		38.8%
Adult Learning (Net)		**$ 69,377**		**$ 60,409**	-12.9%
Capital Improvement Projects:					
School C.I.P. Projects	$ 1,489,110		$ 490,500		-67.1%
Less: Rev Education Bond	$ (1,489,110)		$ (450,500)		-69.7%
C.I.P. (Net Appropriation)		**$ -**		**$ 40,000**	100.0%
Total Net Budget		**$ 26,771,043**		**$ 28,076,350**	4.88%

2011 amount to be raised ($28,076,350) = Valuation ($3,554,771,600) x the Tax Rate ($0.00790) or $7.90 Mils.

2010 amount to be raised ($26,771,043) = Valuation ($3,524,771,600) x the Tax Rate ($0.00760) or $7.60 Mils.

2011	$3,554,771,600	$28,076,350	$0.00790	$7.90	$0.30	3.95%
2010	$3,524,771,600	$26,771,043	$0.00760	$7.60		

Cumberland County Tax Rate Computation

6/1/10
11:46 AM

	2010 Budget	2011 Budget	
County Assessment	$ 1,885,984	$ 1,922,952	2.0%
Total Net Budget	**$ 1,885,984**	**$ 1,922,952**	2.0%

2011 amount to be raised ($1,922,952) = Valuation ($3,554,771,600) x the Tax Rate ($0.00054) or $0.054 Mils.

2010 amount to be raised ($1,885,984) = Valuation ($3,524,771,600) x the Tax Rate ($0.00054) or $0.054 Mils.

2011	$3,554,771,600	$1,922,952	$0.00054	$0.541	$0.006	1.10%
2010	$3,524,771,600	$1,885,984	$0.00054	$0.535		

2011 Municipal Operating Non-Property Tax Revenues

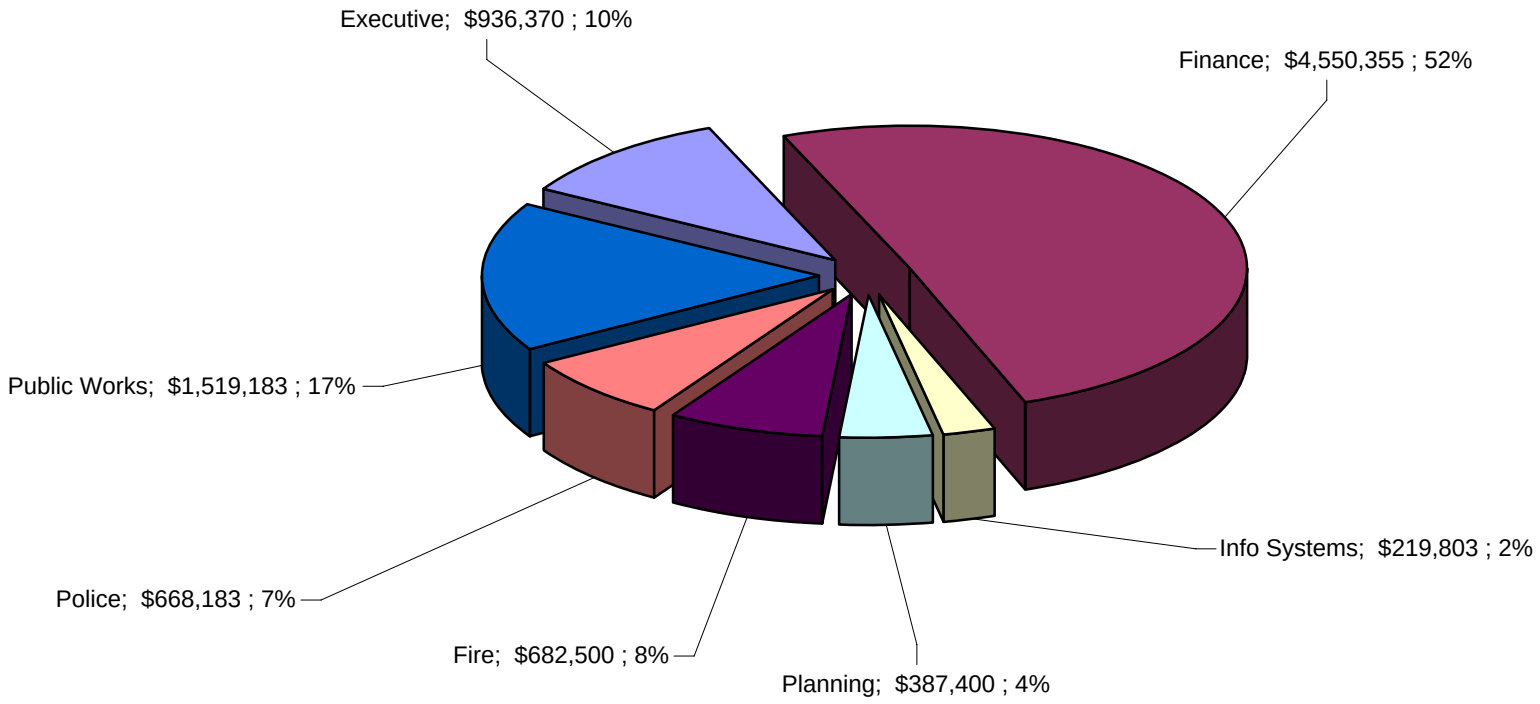

TOWN OF SCARBOROUGH
NEXT YEAR / CURRENT YEAR BUDGET ANALYSIS

6/1/2010
11:52 AM

FY 2011 TOWN APPROPRIATION

ACCOUNTS FOR:		2009 ACTUAL	2010 BUDGET	2011 PROPOSED	FY2011 ADOPTED	Incr Decr	Pct Change
EXECUTIVE REVENUES ALL DIVISIONS							
05655420 033700	EMPLOYEE ASSISTANCE GRANT	1,380	1,380	1,140	1,140	(240)	-17.4%
06255200 034080	MUINICIPAL BUILDING USE / CUSTODIA	410	400	400	400	-	0.0%
05659200 032100	COMMERCIAL CLAM LICENSES	7,700	7,900	7,900	7,900	-	0.0%
05659200 032120	BUSINESS MOORING FEES	2,550	2,500	2,500	2,500	-	0.0%
05659200 032131	SPECIAL AMUSEMENT LICENSES	1,000	440	880	880	440	100.0%
05659200 032132	JUNKYARD LICENSES	560	500	500	500	-	0.0%
05659200 032133	MOBIL HOME PARK LICENSES	303	300	300	300	-	0.0%
05659200 032134	MASSAGE LICENSES	810	800	800	800	-	0.0%
05659200 032135	COIN OPERATED GAMES LICENSES	3,810	4,000	3,500	3,500	(500)	-12.5%
05659200 032136	WASTE HAULERS LICENSES	3,600	4,000	3,500	3,500	(500)	-12.5%
05659200 032137	INNKEEPERS LICENSES	3,144	3,000	3,000	3,000	-	0.0%
05659200 032138	FOOD HANDLERS LICENSE	13,660	10,000	25,600	25,600	15,600	156.0%
05659210 032100	RECREATIONAL CLAM LICENSES	8,500	7,500	7,500	7,500	-	0.0%
05659210 032101	DOG LICENSES	15,412	9,000	11,000	11,000	2,000	22.2%
05659210 032103	HORSE BEACH PERMIT FEE	1,880	1,900	1,500	1,500	(400)	-21.1%
05659210 032105	MARRIAGE LICENSES	2,930	2,800	3,000	3,000	200	7.1%
05659210 032110	BURIAL PERMIT FEES	3,115	2,000	2,500	2,500	500	25.0%
05659210 032111	GRAVE OPENING CHARGES	5,065	5,000	5,000	5,000	-	0.0%
05659210 032120	RECREATIONAL MOORING PERMIT	9,750	9,500	9,500	9,500	-	0.0%
05659210 032199	CLERK MISC. PERMITS / FEES	10,661	5,500	5,500	5,500	-	0.0%
05659300 034141	CLERK VOTER REPORTS	8,328	700	500	500	(200)	-28.6%
05659300 034142	PASSPORT PROCESSING FEES	14,800	13,000	13,500	13,500	500	3.8%
05659300 034143	CERTIFIED COPY FEES	30,145	21,000	25,000	25,000	4,000	19.0%
05659300 034144	NOTARY FEES	1,845	1,500	1,500	1,500	-	0.0%
05659300 036000	350th CELEBRATION REIMB	21,740	-	-	-	-	100.0%
05659600 036200	US CELLULAR LEASE REVENUES	45,203	38,315	39,750	39,750	1,435	3.7%
05655500 039000	WORKER'S COMP INSURANCE REIMB	21,333	-	10,000	10,000	10,000	100.0%
05655500-039001	INSURANCE CLAIM REIMBURSEMENTS	32,198	22,000	22,000	22,000	-	0.0%
05681460 036000	MISCELLANEOUS REVENUES	1,294	-	-	-	-	100.0%
05659300 039003	ACCRUED VACATION REIMB	-	-	100,000	100,000	100,000	100.0%
05659300 039003	ACCRUED SICK REIMB	-	-	50,000	50,000	50,000	100.0%
05694500 033050 79120	EECB ENERGY EFFICIENCY GRANT REIM	-	-	22,000	22,000	22,000	100.0%
05698000 033710	FUND BALANCE APPROPRIATION	-	835,000	400,000	400,000	(435,000)	-52.1%
09193500 033510	STATE PARK FEE SHARING	817	900	600	600	(300)	-33.3%
09193500 033550	STATE G.A. REIMBURSEMENT	8,264	12,672	6,000	6,000	(6,672)	-52.7%
09798000 039110 85015	TRANSFER FOR SEDCO	60,791	180,000	150,000	150,000	(30,000)	-16.7%
						-	100.0%
TOTAL EXECUTIVE		342,998	1,203,507	936,370	936,370	(267,137)	-22.2%

TOWN OF SCARBOROUGH
NEXT YEAR / CURRENT YEAR BUDGET ANALYSIS

6/1/2010
11:52 AM

FY 2011 TOWN APPROPRIATION

ACCOUNTS FOR:		2009 ACTUAL	2010 BUDGET	2011 PROPOSED	FY2011 ADOPTED	Incr Decr	Pct Change
FINANCE ALL DIVISIONS							
05755550 039003	ICMA - 401A	20,000	20,000	20,000	20,000	-	0.0%
05756100 034370	SCHOOL SUPPLIES REIMBURSEMENT	3,173	1,800	1,800	1,800	-	0.0%
05759020 031120	BOAT EXCISE TAX	27,079	27,000	27,000	27,000	-	0.0%
05759020 031130	EXCISE TAX	4,099,738	4,300,000	4,150,000	4,150,000	(150,000)	-3.5%
05759050 031900	TAX INTERESTS AND COSTS	94,035	74,000	90,000	90,000	16,000	21.6%
05759200 032102	HUNTING & FISHING LICENSES	2,610	2,850	2,400	2,400	(450)	-15.8%
05759300 033560	SNOWMOBILE REFUND	3,998	3,700	3,700	3,700	-	0.0%
05759300 034000	TOWN ATV FEE	402	530	425	425	(105)	-19.8%
05759300 034010	TOWN BOAT REGISTRATION	1,631	1,700	1,630	1,630	(70)	-4.1%
05759300 034011	MILFOIL FEE / LAKE & RIVER PROTECTI(	7	100	0	0	(100)	-100.0%
05759300 034020	TOWN LICENSE PLATE FEES	57,646	59,000	57,700	57,700	(1,300)	-2.2%
05759300 034030	TOWN SNOWMOBILE REGISTRATIONS	902	1,000	850	850	(150)	-15.0%
05759300 034140	ASSESSING REVENUES	2,774	4,000	2,600	2,600	(1,400)	-35.0%
05759300 036000	MISCELLANEOUS REVENUES	6,022	5,000	4,500	4,500	(500)	-10.0%
05759500 036100	INVESTMENT INTEREST	137,231	100,000	95,000	95,000	(5,000)	-5.0%
05794010 033910	O.H. PROF BUILDING PILOT	5,018	5,000	4,300	4,300	(700)	-14.0%
09193500 033520	STATE VETERANS EXEMPTIONS	11,300	7,000	7,000	7,000	-	0.0%
09193500 033570	MAINE TREE GROWTH TAX	33,588	10,000	10,000	10,000	-	0.0%
09194000 033900	eccomaine P.I.L.O.T.	71,450	77,148	71,450	71,450	(5,698)	-7.4%
09798000 039101	SEWER MUNICIPAL REVENUES	879,777	0	0	0	-	0.0%
TOTAL FINANCE		5,458,382	4,699,828	4,550,355	4,550,355	(149,473)	-3.2%

MANAGEMENT INFORMATION SYSTEMS							
05859300 034370	SALARY REIMBURSEMENT	-	209,669	219,803	219,803	10,134	4.8%
TOTAL MANAGEMENT INFORMATION SYSTEMS		-	209,669	219,803	219,803	10,134	4.8%

TOWN OF SCARBOROUGH
NEXT YEAR / CURRENT YEAR BUDGET ANALYSIS

6/1/2010
11:52 AM

FY 2011 TOWN APPROPRIATION

ACCOUNTS FOR:		2009 ACTUAL	2010 BUDGET	2011 PROPOSED	FY2011 ADOPTED	Incr Decr	Pct Change
PLANNING DEPARTMENT							
05959200 032151	PLUMBING PERMIT FEES	16,114	24,000	24,000	24,000	-	0.0%
05959200 032152	BUILDING PERMIT FEES	211,358	275,000	275,000	275,000	-	0.0%
05959200 032153	ELECTRICAL PERMIT FEES	17,635	22,000	30,000	30,000	8,000	36.4%
05959210 032121	CAMPGROUND FEES	747	600	600	600	-	0.0%
05959210 032150	FLOOD HAZARD FEE	155	200	200	200	-	0.0%
05959300 034120	ZONING ORDINANCES	229	300	300	300	-	0.0%
05959300 034130	ZONING BOARD OF APPEALS FEES	10,363	10,000	13,000	13,000	3,000	30.0%
05959300 034150	SUBDIVISION FEES	2,700	3,500	3,500	3,500	-	0.0%
05959300 034170	SITE PLAN REVIEW	13,141	7,500	5,000	5,000	(2,500)	-33.3%
05959300 034171	PRIVATE ROAD REVIEW FEE	-	300	300	300	-	0.0%
05959300 034172	PLANNING BOARD ADVERTISING REIMB	1,372	1,000	1,000	1,000	-	0.0%
05959300 034180	PERFORMANCE BOND INSPECTION FEES	126,995.87	30,000	30,000	30,000	-	0.0%
05959300 039210	SALE OF PROPERTY	1,780	-	-	-	-	100.0%
05975100 035400	ORDINANCE FINES	4,928	-	4,500	4,500	4,500	100.0%
05993500 033431	STATE DECD GRANT	85,410	-	-	-	-	100.0%
TOTAL PLANNING		492,927	374,400	387,400	387,400	13,000	3.5%

FIRE REVENUES ALL DIVISIONS							
07159300 034181	INSPECTION FEES	22,963	35,000	15,000	15,000	(20,000)	-57.1%
07159300 034220	RESCUE SERVICES FEES	525,000	625,000	625,000	625,000	-	0.0%
07159300 034225	ENG 5 GORHAM FUEL REIMB	5,197	-	3,000	3,000	3,000	100.0%
07159300 034260	MISCELLANEOUS FEES - RUN REPORTS	1,464	1,000	1,000	1,000	-	0.0%
07159300 034500	CPR AND FIRST AID COURSES	-	250	-	-	(250)	-100.0%
07159300 039002	HAZMAT REVENUES	17,959	10,000	10,000	10,000	-	0.0%
07159390 034210	SPECIAL DUTY REVENUES	12,015	1,000	2,500	2,500	1,500	150.0%
07159600 036200	SACO ST RENTAL INCOME	-	-	9,000	9,000	9,000	100.0%
09798000-039111	RESCUE RESERVES TO FUND EQUIPMEN	77,151	-	-	-	-	100.0%
09193010 033180:033540	FEMA/MEMA REIMBURSEMENTS	850,074	-	-	-	-	100.0%
09193500 033545	STATE EMPG/MEMA FIRE	-	-	17,000	17,000	17,000	100.0%
TOTAL FIRE SERVICES		1,511,824	672,250	682,500	682,500	10,250	1.5%

TOWN OF SCARBOROUGH
NEXT YEAR / CURRENT YEAR BUDGET ANALYSIS

6/1/2010
11:52 AM

FY 2011 TOWN APPROPRIATION

ACCOUNTS FOR:		2009 ACTUAL	2010 BUDGET	2011 PROPOSED	FY2011 ADOPTED	Incr Decr	Pct Change
POLICE ALL DIVISIONS							
07259200 032160	WEAPON PERMITS	1,228	600	600	600	-	0.0%
07259300 034204	TUITION REIMBURSEMENT (COLLEGE)	4,500	1,500	500	500	(1,000)	-66.7%
07259300 034210	SPECIAL POLICE	86,519	117,000	100,000	100,000	(17,000)	-14.5%
07259300 034214	PROUTS NECK	298	2,863	2,863	2,863	-	0.0%
07259300 034215	PSAP BILLING	29,018	23,681	47,814	47,814	24,133	101.9%
07259300 034230	POLICE COURT TIME	5,022	3,000	1,000	1,000	(2,000)	-66.7%
07259300 034233	POLYGRAPH TESTING FEES	6,650	6,500	3,600	3,600	(2,900)	-44.6%
07259300 034370	SALARY REIMBURSEMENT	6,134	5,000	65,000	65,000	60,000	1200.0%
07259300 034374	HIDTA SECRETARIAL REIMBURSEMENT	25,500	34,014	34,014	34,014	-	0.0%
07259300 034376	PROUTS NECK REIMB	10,090	58,558	58,558	58,558	-	0.0%
07259300 034229 72020	SMVCTF EQUIP REIMB	-	-	18,300	18,300	18,300	100.0%
07259300 034370 72020	VIOLENT CRIMES TASK FORCE	10,540	4,000	16,900	16,900	12,900	322.5%
07259300 034375 72020	SMVCTF VEHICLE MAINT REIMB	-	-	6,000	6,000	6,000	100.0%
07259300 036000	MISCELLANEOUS REVENUES	11,258	8,500	8,500	8,500	-	0.0%
07259300 036000 85025	ASSET FORFEITURE REVENUES	30,000	40,000	40,000	40,000	-	0.0%
07259300 039210	SALE TOWN PROPERTY	23,232	23,714	23,714	23,714	-	0.0%
07259330 034370	HIDTA OVERTIME REIMBURSEMENT	23,257	15,000	15,000	15,000	-	0.0%
07259350 036000	COMM RESOURCES/DARE MISC REV	1,675	2,000	500	500	(1,500)	-75.0%
07275100 035100	PARKING VIOLATIONS	17,058	12,000	13,500	13,500	1,500	12.5%
07275100 035101	FALSE ALARM VIOLATIONS	39,784	30,000	30,000	30,000	-	0.0%
07275100 035102	DOG AT LARGE FINE	2,090	1,000	1,000	1,000	-	0.0%
09193010 033190	FEDERAL HIDTA REVENUES	135,960	120,000	133,000	133,000	13,000	10.8%
12729350 033350 79427	CRIME ANALYSIS (JAG) GRANT REV	-	-	47,820	47,820	47,820	100.0%
TOTAL POLICE SERVICES		469,812	508,930	668,183	668,183	159,253	31.3%

TOWN OF SCARBOROUGH
NEXT YEAR / CURRENT YEAR BUDGET ANALYSIS

6/1/2010
11:52 AM

FY 2011 TOWN APPROPRIATION

ACCOUNTS FOR:		2009 ACTUAL	2010 BUDGET	2011 PROPOSED	FY2011 ADOPTED	Incr Decr	Pct Change
PUBLIC WORKS REVENUES ALL DIVISIONS							
08159200 032170	EXCAVATING LICENSES	3,075	2,000	3,000	3,000	1,000	50.0%
08159200 032171	STREET OPENING PERMITS	3,400	3,000	3,500	3,500	500	16.7%
08159300 034305	BUILDING COORDINATION FEES	650	500	700	700	200	40.0%
08159300 034310	LONG TERM MAINTENANCE	5,484	2,300	6,500	6,500	4,200	182.6%
08159300 034365	SNOWPLOWING AGREEMENTS	16,975	8,000	6,400	6,400	(1,600)	-20.0%
08159300 034370:5 77090:91	SERVICE REPAIRS / Reimbursements	21,847	27,100	27,100	27,100	-	0.0%
08159300 034370 77093	GIS SALARY REIMBURSEMENT	19,185	40,500	28,476	28,476	(12,024)	-29.7%
08159300 036000	MISCELLANEOUS REVENUES	30,296	8,000	4,900	4,900	(3,100)	-38.8%
08159300 039210	SALE OF TOWN PROPERTY	24,377	70,000	50,000	50,000	(20,000)	-28.6%
08159390 036000	MISCELLANEOUS REVENUES	3,596	500	1,000	1,000	500	100.0%
08198000 034370:5	INTERGOVERNMENTAL Reimbursements	1,117,435	1,110,023	1,086,582	1,087,082	(22,941)	-2.1%
09193500 033400	MDOT URBAN/RURAL ROAD INITIATIVE	340,584	365,000	268,000	268,000	(97,000)	-26.6%
09193500 033546	STATE EMPG/MEMA P. WORKS	-	-	13,500	13,500	13,500	100.0%
09798000 039110 78001	TRANSFER FROM CEMETERY RESERVE	10,000	19,025	19,025	19,025	-	0.0%
TOTAL PUBLIC WORKS		1,596,904	1,655,948	1,518,683	1,519,183	(136,765)	-8.3%
GRAND TOTAL MUNICIPAL REVENUES		$ 9,872,847	$ 9,324,532	$ 8,963,294	#########	########	-3.9%

TOWN OF SCARBOROUGH
NEXT YEAR BUDGET ANALYSIS

TOWN RESERVE ACCOUNTS - 2011

ACCOUNTS FOR:	June 30, 2009 Ending Balance	2010 Estimated Activity	2011 Estimated Revenue IN	2011 Appropriation OUT	June 30, 2011 Est. Ending Balance
350th ANNIVERSERY COMMITTEE	33,607				
Revenue from Property Tax Appropriation		0	0		
Appropriation for Committee's Work		(33,187)		(420)	
Ending Balance 350th Anniversery Reserve Acct	$ 33,607	$ (33,187)	$ -	$ (420)	$ (0)
FERRY BEACH/HURD PARK RESERVE ACCOUNT	417,895	25,160			
Estimated Interest Earned for 2011			160		
Estimated Revenue for 2011			156,911		
Appropriation for Beach Operations				(156,911)	
Capital Work for Beach Operations					
Ending Balance Beach Reserve Account	$ 417,895	$ 25,160	$ 157,071	$ (156,911)	$ 443,215
ECONOMIC DEVELOPMENT FUND (Formerly Ind Park Fund)	374,912	(179,869)			
Estimated Interest Earned for 2011			100		
Appropriation for 2011				(150,000)	
Ending Balance Industrial Park Reserve Account	$ 374,912	$ (179,869)	$ 100	$ (150,000)	$ 45,143
MUNICIPAL COMPUTER EQUIP. RESERVE ACCT	59,968	(59,968)			
Estimated Interest Earned for 2011		0	0	0	
Ending Balance Municipal Computer Reserve Account	$ 59,968	$ (59,968)	$ -	$ -	$ -
PAYNE ROAD IMPROVEMENT RESERVE ACCT	69,732	24			
Estimated Interest Earned for 2011			25		
Reserved for Traffic Study (Bill Bray Study)					
Ending Balance Payne Road Improvement Reserve Account	$ 69,732	$ 24	$ 25	$ -	$ 69,781
RESCUE RESERVE ACCOUNT	492,415	719,189			
Estimated Interest Earned for 2011			199		
Estimated Billables for 2011			720,000		
Miscellaneous Revenues (sale of property, donations)		63,337	62,087		
Appropriation for Rescue Services		(625,000)		(625,000)	
Purchase of Rescue Units / Other		(147,500)		(153,500)	
Rescue Bill Assignments/Adjustments		(94,548)		(85,000)	
Ending Balance Rescue Reserve Account	$ 492,415	$ (84,522)	$ 782,286	$ (863,500)	$ 326,679
SCARBOROUGH MEMORIAL CEMETERY TRUST	41,242	3,200	3,200		
DUNSTAN CEMETERY TRUST	1,271	0	0		
Estimated Revenues for 2011					
Appropriation for Cemetery Operations		(19,025)	-	(19,025)	
Ending Balance Cemetery Reserve Account	$ 42,512	$ (15,825)	$ 3,200	$ (19,025)	$ 10,862
SCHOOL DEVELOPMENT IMPACT FEE RESERVE ACCT	376,031	90,040			
Estimated Revenues for 2011			200		
Estimated Impact Fees in 2011			85,000		
Appropriation for 2011		(225,680)		(119,170)	
Ending Balance School Dev. Impact Fee Reserve Acct	$ 376,031	$ (225,680)	$ 85,200	$ (119,170)	$ 116,381

Municipal Gross Operating Budget Adopted

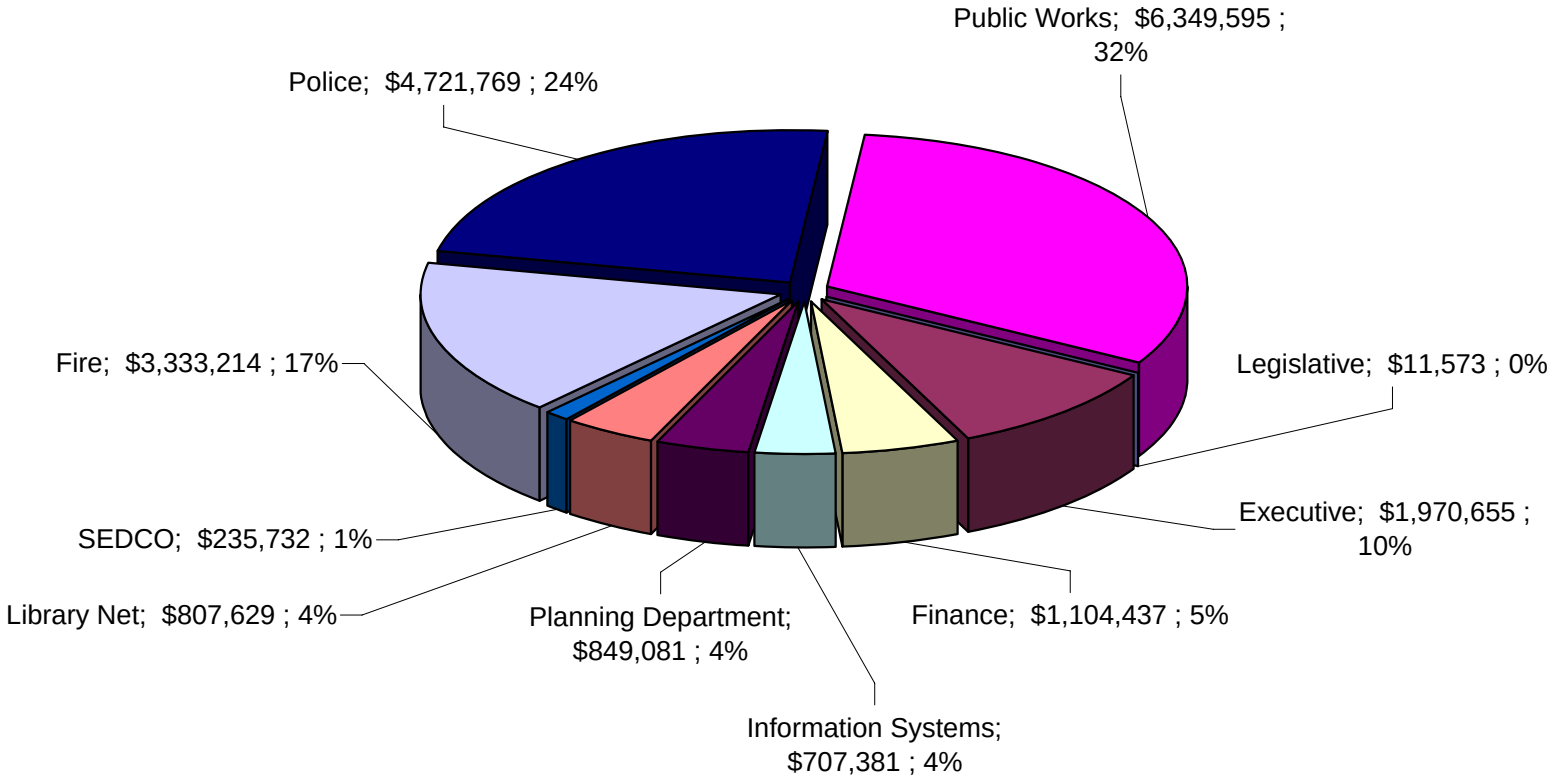

TOWN OF SCARBOROUGH
NEXT YEAR / CURRENT YEAR BUDGET ANALYSIS

6/1/2010
11:57 AM

FY 2011 TOWN APPROPRIATION

ACCOUNTS FOR:	2009 ACTUAL	2010 BUDGET	2011 PROPOSED	FY2011 ADOPTED	TC INC. DEC.	TC PCT CHANGE
TOTAL LEGISLATIVE	$ 11,572	$ 11,573	$ 11,573	$ 11,573	$ -	0.0%
TOTAL EXECUTIVE ALL AREAS	$ 2,110,776	$ 1,812,696	$ 1,878,905	$ 1,970,655	$ 157,959	8.7%
TOTAL FINANCE ALL AREAS	$ 1,185,584	$ 1,203,386	$ 1,104,437	$ 1,104,437	$ (98,949)	-8.2%
TOTAL MUNICIPAL INFORMATION SYSTEMS	$ 537,282	$ 748,460	$ 707,201	$ 707,381	$ (41,079)	-5.5%
TOTAL PLANNING DEPARTMENT ALL DIVISIONS	$ 884,012	$ 852,511	$ 848,581	$ 849,081	$ (3,430)	-0.4%
TOTAL LIBRARY NET -TOWN APPROPRIATION	$ 733,187	$ 797,761	$ 796,993	$ 807,629	$ 9,868	1.2%
TOTAL SEDCO	$ 238,454	$ 239,162	$ 235,732	$ 235,732	$ (3,430)	-1.4%
TOTAL FIRE ALL DIVISIONS	$ 3,076,091	$ 3,308,416	$ 3,324,914	$ 3,333,214	$ 24,798	0.7%
TOTAL POLICE - ALL DIVISIONS	$ 4,323,237	$ 4,531,886	$ 4,727,665	$ 4,721,769	$ 189,883	4.2%
TOTAL PUBLIC WORKS ALL DIVISIONS	$ 6,257,282	$ 6,539,503	$ 6,356,079	$ 6,349,595	$ (189,908)	-2.9%
MUNICIPAL TOTALS	$ 19,357,478	$ 20,045,354	$19,992,080	$ 20,091,066	$ 45,712	0.2%

TOWN OF SCARBOROUGH
NEXT YEAR / CURRENT YEAR BUDGET ANALYSIS

6/1/2010
3:03 PM

FY 2011 TOWN APPROPRIATION

ACCOUNTS FOR:		2009 ACTUAL	2010 BUDGET	2011 PROPOSED	FY2011 ADOPTED	INC. DEC.	PCT CHANGE
	LEGISLATIVE						
05500000 041120	STIPENDS	$ 10,750	$ 10,750	$ 10,750	$ 10,750	$ -	0.0%
05500000 041200	FICA	$ 667	$ 667	$ 667	$ 667	$ -	0.0%
05500000 041205	MEDICARE	$ 156	$ 156	$ 156	$ 156	$ -	0.0%
TOTAL COUNCIL		$ 11,572	$ 11,573	$ 11,573	$ 11,573	$ -	0.0%
	ADMINISTRATION						
05655000 041110	ADMIN FULL TIME PAY	$ 103,695	$ 104,400	$ 104,400	$ 104,400	$ -	0.0%
05655000 041114	CLERICAL FULL TIME PAY	$ 31,727	$ 49,291	$ 49,925	$ 49,925	$ 634	1.3%
05655000 043225	ENERGY EFFICIENCY COORDINATOR	$ -	$ -	$ 22,000	$ 22,000	$ 22,000	100.0%
05655000 041200	FICA	$ 11,017	$ 9,478	$ 9,513	$ 9,513	$ 35	0.4%
05655000 041205	MEDICARE	$ 2,907	$ 2,398	$ 2,233	$ 2,233	$ (165)	-6.9%
05655000 041210	DENTAL INSURANCE	$ 300	$ 396	$ 412	$ 412	$ 16	4.0%
05655000 041220	LONG TERM DISABILITY INSURANCE	$ 469	$ 769	$ 772	$ 772	$ 3	0.4%
05655000 041230	HEALTH INSURANCE	$ 13,068	$ 17,214	$ 17,548	$ 17,548	$ 334	1.9%
05655000 041240	PENSION	$ 30,702	$ 24,802	$ 22,657	$ 22,657	$ (2,145)	-8.6%
05655000 042910	EMPLOYEE TRAINING	$ 3,215	$ 5,000	$ 4,500	$ 4,500	$ (500)	-10.0%
05655000 043225	CONTRACTED SERVICES - Manager Search	$ 16,760	$ -	$ -	$ -	$ -	100.0%
05655000 043500	PROFESSIONAL DUES	$ 1,422	$ 1,210	$ 1,210	$ 1,210	$ -	0.0%
05655000 045302	TELEPHONES	$ 322	$ 300	$ 1,080	$ 1,080	$ 780	260.0%
05655000 045310	POSTAGE	$ 167	$ 150	$ 150	$ 150	$ -	0.0%
05655000 045800	TRAVEL	$ 6,790	$ 6,000	$ 6,000	$ 6,000	$ -	0.0%
05655000 046000	OFFICE SUPPLIES	$ 3,307	$ 3,000	$ 3,000	$ 3,000	$ -	0.0%
TOTAL ADMINISTRATION		$ 225,867	$ 224,408	$ 245,400	$ 245,400	$ 20,992	9.4%

TOWN OF SCARBOROUGH
NEXT YEAR / CURRENT YEAR BUDGET ANALYSIS

6/1/2010
3:03 PM

FY 2011 TOWN APPROPRIATION

ACCOUNTS FOR:		2009 ACTUAL	2010 BUDGET	2011 PROPOSED	FY2011 ADOPTED	INC. DEC.	PCT CHANGE
	ELECTIONS						
05655140 041150	PART TIME PAY	$ 15,826	$ 12,000	$ 12,000	$ 12,000	$ -	0.0%
05655140 041155	FIRE / POLICE	$ 1,910	$ 2,000	$ 2,000	$ 2,000	$ -	0.0%
05655140 041200	FICA	$ 1,027	$ 658	$ 1,030	$ 1,030	$ 372	56.5%
05655140 041205	MEDICARE	$ 289	$ 241	$ 241	$ 241	$ -	0.0%
05655140 041240	PENSION	$ 185	$ 250	$ 250	$ 250	$ -	0.0%
05655140 041300	OVERTIME PAY	$ 8,359	$ 2,500	$ 2,500	$ 2,500	$ -	0.0%
05655140 042910	EMPLOYEE TRAINING	$ -	$ 600	$ 600	$ 600	$ -	0.0%
05655140 043225	CONTRACTED SERVICES	$ 168	$ 400	$ 400	$ 400	$ -	0.0%
05655140 044351	EQUIPMENT MAINTENANCE	$ 1,373	$ 1,373	$ 1,370	$ 1,370	$ (3)	-0.2%
05655140 045310	POSTAGE	$ 1,320	$ 1,000	$ 2,000	$ 2,000	$ 1,000	100.0%
05655140 045500	PRINT & BINDING	$ 11,788	$ 9,000	$ 9,000	$ 9,000	$ -	0.0%
05655140 046000	OFFICE SUPPLIES	$ 855	$ 800	$ 800	$ 800	$ -	0.0%
05655140 046001	ELECTION FOOD	$ 999	$ 900	$ 900	$ 900	$ -	0.0%
05655140 047400	NEW EQUIPMENT	$ 744	$ 500	$ 500	$ 500	$ -	0.0%
05655140 048000	MISCELLANEOUS EXPENSES	$ 26	$ -	$ -	$ -	$ -	0.0%
TOTAL ELECTIONS		$ 44,870	$ 32,222	$ 33,591	$ 33,591	$ 1,369	4.2%

	TOWN CLERK'S OFFICE						
05655150 041112	STAFF FULL TIME PAY	$ 120,449	$ 128,140	$ 94,420	$ 94,420	$ (33,720)	-26.3%
05655150 041200	FICA	$ 7,819	$ 8,143	$ 6,271	$ 6,271	$ (1,872)	-23.0%
05655150 041205	MEDICARE	$ 1,829	$ 1,906	$ 1,468	$ 1,468	$ (438)	-23.0%
05655150 041210	DENTAL INSURANCE	$ 576	$ 594	$ 412	$ 412	$ (182)	-30.6%
05655150 041220	LONG TERM DISABILITY INSURANCE	$ 615	$ 642	$ 473	$ 473	$ (169)	-26.3%
05655150 041230	HEALTH INSURANCE	$ 13,655	$ 14,038	$ 7,156	$ 7,156	$ (6,882)	-49.0%
05655150 041240	PENSION	$ 9,461	$ 9,855	$ 8,360	$ 8,360	$ (1,495)	-15.2%
05655150 041300	OVERTIME PAY	$ 1,432	$ 2,500	$ 2,500	$ 2,500	$ -	0.0%
05655150 042910	EMPLOYEE TRAINING	$ 1,587	$ 2,000	$ 2,000	$ 2,000	$ -	0.0%
05655150 043500	PROFESSIONAL DUES	$ 260	$ 350	$ 350	$ 350	$ -	0.0%
05655150 045302	TELEPHONES	$ 429	$ 600	$ 600	$ 600	$ -	0.0%
05655150 045310	POSTAGE	$ 2,186	$ 1,000	$ 1,000	$ 1,000	$ -	0.0%
05655150 045400	ADVERTISEMENTS	$ 3,819	$ 3,000	$ 3,000	$ 3,000	$ -	0.0%
05655150 045501	RECORDS RESTORATION	$ 30	$ 500	$ 500	$ 500	$ -	0.0%
05655150 046000	OFFICE SUPPLIES	$ 1,797	$ 3,500	$ 3,500	$ 3,500	$ -	0.0%
TOTAL TOWN CLERK		$ 165,946	$ 176,768	$ 132,010	$ 132,010	$ (44,758)	-25.3%
TOTAL TOWN CLERK AND ELECTIONS		$ 210,815	$ 208,990	$ 165,601	$ 165,601	$ (43,389)	-20.8%

TOWN OF SCARBOROUGH
NEXT YEAR / CURRENT YEAR BUDGET ANALYSIS

6/1/2010
3:03 PM

FY 2011 TOWN APPROPRIATION

ACCOUNTS FOR:		2009 ACTUAL	2010 BUDGET	2011 PROPOSED	FY2011 ADOPTED	INC. DEC.	PCT CHANGE
	GENERAL GOVERNMENT						
05655200 042910	EMPLOYEE TRAINING	$ 1,050	$ -	$ -	$ -	$ -	100.0%
05655200 043235	OFFSITE STORAGE	$ 2,239	$ 2,500	$ 2,500	$ 2,500	$ -	0.0%
05655200 043500	PROFESSIONAL DUES	$ 425	$ 500	$ 500	$ 500	$ -	0.0%
05655200 043501	COG DUES (Gr. Portland Council of Governments)	$ 16,970	$ 15,273	$ 16,970	$ 16,970	$ 1,697	11.1%
05655200 043502	NLC DUES (Nat'l League of Cities)	$ 1,489	$ 1,400	$ 1,500	$ 1,500	$ 100	7.1%
05655200 043504	ETA DUES (Eastern Trail Alliance)	$ 5,000	$ 5,000	$ 5,000	$ 5,000	$ -	0.0%
05655200 043505	MMA DUES (Maine Municipal Association)	$ 16,990	$ 16,000	$ 17,320	$ 17,320	$ 1,320	8.3%
05655200 044350	OFFICE EQUIPMENT	$ 16,129	$ 16,000	$ 16,000	$ 16,000	$ -	0.0%
05655200 048400	CONTINGENCY	$ 6,866	$ 1,000	$ 700	$ 700	$ (300)	-30.0%
TOTAL GENERAL GOVERNMENT		$ 67,158	$ 57,673	$ 60,490	$ 60,490	$ 2,817	4.9%

	LEGAL						
05655300 043310	LEGAL GENERAL	$ 117,506	$ 20,000	$ 30,000	$ 30,000	$ 10,000	50.0%
05655300 043311	LEGAL LITIGATION	$ 253	$ 40,000	$ 15,000	$ 15,000	$ (25,000)	-62.5%
05655300 043321	ORDINANCE DEVELOPMENT	$ 2,719	$ 15,000	$ 6,000	$ 6,000	$ (9,000)	-60.0%
05655300 043350	LEGAL RETAINER	$ 4,000	$ 4,000	$ 4,000	$ 4,000	$ -	0.0%
05655300 043360	LEGAL SPECIAL SERVICES	$ 27,395	$ 5,000	$ 30,000	$ 30,000	$ 25,000	500.0%
TOTAL LEGAL		$ 151,874	$ 84,000	$ 85,000	$ 85,000	$ 1,000	1.2%

TOWN OF SCARBOROUGH
NEXT YEAR / CURRENT YEAR BUDGET ANALYSIS

6/1/2010
3:03 PM

FY 2011 TOWN APPROPRIATION

ACCOUNTS FOR:		2009 ACTUAL	2010 BUDGET	2011 PROPOSED	FY2011 ADOPTED	INC. DEC.	PCT CHANGE
	HUMAN RESOURCES						
05655400 041110	ADMIN. FULL TIME PAY	$ 84,043	$ 83,855	$ 75,335	$ 75,335	$ (8,520)	-10.2%
05655400 041114	CLERICAL FULL TIME PAY	$ 40,175	$ 43,619	$ 43,619	$ 43,619	$ -	0.0%
05655400 041150	PART TIME PAY	$ 2,817	$ 200	$ 200	$ 200	$ -	0.0%
05655400 041200	FICA	$ 8,277	$ 8,069	$ 7,440	$ 7,440	$ (629)	-7.8%
05655400 041205	MEDICARE	$ 1,936	$ 1,890	$ 1,742	$ 1,742	$ (148)	-7.8%
05655400 041210	DENTAL INSURANCE	$ 384	$ 396	$ 412	$ 412	$ 16	4.0%
05655400 041220	LONG TERM DISABILITY INSURANCE	$ 635	$ 639	$ 596	$ 596	$ (43)	-6.7%
05655400 041230	HEALTH INSURANCE	$ 13,522	$ 13,916	$ 14,186	$ 14,186	$ 270	1.9%
05655400 041240	PENSION	$ 13,165	$ 12,950	$ 12,098	$ 12,098	$ (852)	-6.6%
05655400 041300	OVERTIME PAY	$ 240	$ 2,000	$ 2,000	$ 2,000	$ -	0.0%
05655400 042100	FLEX ADMINISTRATION FEE	$ 4,009	$ 4,100	$ 4,600	$ 4,600	$ 500	12.2%
05655400 042290	EMPLOYEE RECOGNITION	$ 696	$ 2,100	$ 1,800	$ 1,800	$ (300)	-14.3%
05655400 042900	EMPLOYEE ASSISTANCE PROGRAM	$ 1,805	$ 2,840	$ 2,875	$ 2,875	$ 35	1.2%
05655400 042910	EMPLOYEE TRAINING	$ 1,223	$ 1,025	$ 800	$ 800	$ (225)	-22.0%
05655400 043240	CREDIT REPORTING	$ 175	$ 310	$ 290	$ 290	$ (20)	-6.5%
05655400 043500	PROFESSIONAL DUES	$ -	$ 500	$ 300	$ 300	$ (200)	-40.0%
05655400 045302	TELEPHONES	$ 219	$ 1,600	$ 600	$ 600	$ (1,000)	-62.5%
05655400 045310	POSTAGE	$ 166	$ 300	$ 225	$ 225	$ (75)	-25.0%
05655400 045400	ADVERTISEMENT	$ 9,320	$ 15,450	$ 12,680	$ 12,680	$ (2,770)	-17.9%
05655400 045800	TRAVEL	$ 230	$ 300	$ 300	$ 300	$ -	0.0%
05655400 046000	OFFICE SUPPLIES	$ 941	$ 1,030	$ 1,000	$ 1,000	$ (30)	-2.9%
05655400 046003	TRAINING SUPPLIES	$ 51	$ 300	$ 250	$ 250	$ (50)	-16.7%
05655400 046400	BOOKS	$ 535	$ 900	$ 900	$ 900	$ -	0.0%
05655410 043225	HR AFFORDABLE HOUSING	$ -	$ 4,000	$ 4,000	$ 4,000	$ -	0.0%
05655420 042910	TRAINING FOR ADA COMMITTEE	$ -	$ 250	$ 250	$ 250	$ -	0.0%
05655420 046000	ADA OFFICE SUPPLIES	$ -	$ 100	$ 100	$ 100	$ -	0.0%
							100.0%
TOTAL HUMAN RESOURCES		$ 184,564	$ 202,639	$ 188,598	$ 188,598	$ (14,041)	-6.9%

TOWN OF SCARBOROUGH
NEXT YEAR / CURRENT YEAR BUDGET ANALYSIS

6/1/2010
3:03 PM

FY 2011 TOWN APPROPRIATION

ACCOUNTS FOR:		2009 ACTUAL	2010 BUDGET	2011 PROPOSED	FY2011 ADOPTED	INC. DEC.	PCT CHANGE
	PUBLIC HEALTH & WELFARE						
06666100 041120	STIPEND HEALTH OFFICER	$ 1,000	$ 1,000	$ 1,000	$ 1,000	$ -	0.0%
06666100 041150	GA PART TIME PAY	$ 7,173	$ 3,000	$ 6,000	$ 6,000	$ 3,000	100.0%
06666100 041200	FICA	$ 398	$ 186	$ 372	$ 372	$ 186	100.0%
06666100 041205	MEDICARE	$ 93	$ 44	$ 87	$ 87	$ 43	97.7%
06666100 042910	EMPLOYEE TRAINING	$ 634	$ 400	$ 400	$ 400	$ -	0.0%
06666100 043225	CONTRACTED SERVICES	$ -	$ -	$ -	$ -	$ -	0.0%
06666100 048500 76001	GENERAL ASSISTANCE BABY SUPPLIES	$ -	$ 100	$ 120	$ 120	$ 20	20.0%
06666100 048500 76002	GENERAL ASSISTANCE BURIALS	$ -	$ 1,325	$ 1,325	$ 1,325	$ -	0.0%
06666100 048500 76003	GENERAL ASSISTANCE DENTAL	$ -	$ 250	$ 250	$ 250	$ -	0.0%
06666100 048500 76004	GENERAL ASSISTANCE ELECTRIC	$ 443	$ 970	$ 970	$ 970	$ -	0.0%
06666100 048500 76005	GENERAL ASSISTANCE EMERGENCY HOUSING	$ 291	$ 792	$ 792	$ 792	$ -	0.0%
06666100 048500 76006	GENERAL ASSISTANCE HEATING	$ -	$ 1,600	$ 1,320	$ 1,320	$ (280)	-17.5%
06666100 048500 76007	GENERAL ASSISTANCE HOUSING	$ 7,048	$ 17,734	$ 16,075	$ 16,075	$ (1,659)	-9.4%
06666100 048500 76008	GENERAL ASSISTANCE HOUSEHOLD PERSONAL	$ 26	$ 218	$ 218	$ 218	$ -	0.0%
06666100 048500 76009	GENERAL ASSISTANCE MEDICAL	$ -	$ 400	$ 200	$ 200	$ (200)	-50.0%
06666100 048500 76010	GENERAL ASSISTANCE PRESCRIPTIONS	$ 323	$ 550	$ 500	$ 500	$ (50)	-9.1%
06666100 048500 76011	GENERAL ASSISTANCE PROPANE	$ -	$ 150	$ 150	$ 150	$ -	0.0%
06666100 048500 76012	GENERAL ASSISTANCE MISCELLANEOUS	$ 68	$ 200	$ 200	$ 200	$ -	0.0%
06666100 048500 76013	GENERAL ASSISTANCE FOOD	$ 44	$ 838	$ 800	$ 800	$ (38)	-4.5%
06666100 048500 76014	GENERAL ASSISTANCE WATER UTILITY	$ 75	$ 169	$ 169	$ 169	$ -	0.0%
06666100 048500 76015	GENERAL ASSISTANCE TELEPHONE	$ -	$ 48	$ 28	$ 28	$ (20)	-41.7%
TOTAL PUBLIC HEALTH AND WELFARE		$ 17,615	$ 29,974	$ 30,976	$ 30,976	$ 1,002	3.3%

TOWN OF SCARBOROUGH
NEXT YEAR / CURRENT YEAR BUDGET ANALYSIS

6/1/2010
3:03 PM

FY 2011 TOWN APPROPRIATION

ACCOUNTS FOR:		2009 ACTUAL	2010 BUDGET	2011 PROPOSED	FY2011 ADOPTED	INC. DEC.	PCT CHANGE
	RISK MANAGEMENT						
05655500 042500	UNEMPLOYMENT COMPENSATION	$ 1,000	$ 2,000	$ 5,000	$ 5,000	$ 3,000	150.0%
05655500 042600	WORKER'S COMPENSATION	$ 301,924	$ 320,000	$ 315,000	$ 315,000	$ (5,000)	-1.6%
05655500 045200	PROPERTY AND LIABILITY INSURANCE	$ 202,539	$ 210,000	$ 203,550	$ 203,550	$ (6,450)	-3.1%
05655500 045205	DEDUCTIBLES	$ 2,896	$ 2,500	$ 3,000	$ 3,000	$ 500	20.0%
05655500 045207	INSURED IN HOUSE REPAIRS	$ -	$ 1,500	$ 1,500	$ 1,500	$ -	0.0%
05655500 045208	INSURED CONTRACTED REPAIRS	$ 21,151	$ 5,000	$ 6,000	$ 6,000	$ 1,000	20.0%
TOTAL RISK MANAGEMENT		$ 529,510	$ 541,000	$ 534,050	$ 534,050	$ (6,950)	-1.3%
	BENEFITS						
05655550 041410	ADJUSTMENTS	$ -	$ 20,000	$ 100,000	$ 140,000	$ 120,000	600.0%
05655550 042940	SICK PAY ADJUSTMENTS	$ 88,372	$ -	$ 50,000	$ 50,000	$ 50,000	100.0%
05655550 042945	VAC/COMP PAY ADJUSTMENTS	$ 92,580	$ 70,000	$ 100,000	$ 100,000	$ 30,000	42.9%
TOTAL BENEFITS		$ 180,952	$ 90,000	$ 250,000	$ 290,000	$ 200,000	222.2%
	PUBLIC INFORMATION						
05655750 045502	TOWN REPORT/MUNICIPAL DIRECTORY	$ 6,138	$ 7,000	$ 5,200	$ 5,200	$ (1,800)	-25.7%
TOTAL PUBLIC INFORMATION		$ 6,138	$ 7,000	$ 5,200	$ 5,200	$ (1,800)	-25.7%
	ENGINEERING						
05657100 043420	ENGINEERING ENVIRONMENTAL	$ 89	$ 1,500	$ 1,500	$ 1,500	$ -	0.0%
05657100 043430	ENGINEERING GENERAL	$ 4,713	$ 6,000	$ 6,000	$ 6,000	$ -	0.0%
TOTAL ENGINEERING		$ 4,802	$ 7,500	$ 7,500	$ 7,500	$ -	0.0%

TOWN OF SCARBOROUGH
NEXT YEAR / CURRENT YEAR BUDGET ANALYSIS

6/1/2010
3:03 PM

FY 2011 TOWN APPROPRIATION

ACCOUNTS FOR:		2009 ACTUAL	2010 BUDGET	2011 PROPOSED	FY2011 ADOPTED	INC. DEC.	PCT CHANGE
	MUNICIPAL BUILDING						
05660800 041112	STAFF FULL TIME PAY	$ 74,243	$ 74,125	$ 74,125	$ 74,125	$ -	0.0%
05660800 041150	PART TIME PAY	$ 10,546	$ 14,418	$ 14,418	$ 14,418	$ -	0.0%
05660800 041200	FICA	$ 5,367	$ 5,697	$ 5,663	$ 5,663	$ (34)	-0.6%
05660800 041205	MEDICARE	$ 1,255	$ 1,334	$ 1,326	$ 1,326	$ (8)	-0.6%
05660800 041210	DENTAL INSURANCE	$ 384	$ 396	$ 412	$ 412	$ 16	4.0%
05660800 041220	LONG TERM DISABILITY INSURANCE	$ 369	$ 371	$ 371	$ 371	$ -	0.0%
05660800 041230	HEALTH INSURANCE	$ 10,317	$ 10,618	$ 10,824	$ 10,824	$ 206	1.9%
05660800 041240	PENSION	$ 6,379	$ 6,523	$ 6,751	$ 6,751	$ 228	3.5%
05660800 041300	OVERTIME PAY	$ 213	$ 1,500	$ 1,500	$ 1,500	$ -	0.0%
05660800 042910	EMPLOYEE TRAINING	$ -	$ 500	$ 500	$ 500	$ -	0.0%
05660800 043225	CONTRACTED SERVICES	$ 31,349	$ 30,000	$ 27,200	$ 27,200	$ (2,800)	-9.3%
05660800 044100	UTILITY - SEWER	$ 2,374	$ 1,100	$ 2,700	$ 2,700	$ 1,600	145.5%
05660800 044110	UTILITY - WATER	$ 1,545	$ 1,300	$ 1,600	$ 1,600	$ 300	23.1%
05660800 044223	RECYCLING BINS	$ 636	$ 3,000	$ 800	$ 800	$ (2,200)	-73.3%
05660800 044252	GROUNDS MAINTENANCE	$ 9,845	$ 5,500	$ 5,500	$ 5,500	$ -	0.0%
05660800 044300	BUILDING MAINTENANCE	$ 13,566	$ 36,400	$ 36,400	$ 36,400	$ -	0.0%
05660800 044320	MISCELLANEOUS MAINTENANCE	$ 2,208	$ 2,000	$ 2,000	$ 2,000	$ -	0.0%
05660800 044351	EQUIPMENT MAINTENANCE	$ 34	$ 2,000	$ 2,000	$ 2,000	$ -	0.0%
05660800 045302	TELEPHONES	$ 1,956	$ 3,000	$ 2,000	$ 2,000	$ (1,000)	-33.3%
05660800 046015	OPERATIONAL SUPPLIES	$ 10,315	$ 6,500	$ 6,500	$ 6,500	$ -	0.0%
05660800 046210	UTILITY - GAS	$ 30,275	$ 22,000	$ 24,000	$ 18,750	$ (3,250)	-14.8%
05660800 046220	UTILITY - ELECTRICITY	$ 65,352	$ 54,000	$ 58,000	$ 58,000	$ 4,000	7.4%
05660800 047400	NEW EQUIPMENT	$ 371	$ 1,500	$ 1,500	$ 1,500	$ -	0.0%
05660800 047430	NEW FURNITURE	$ -	$ 1,500	$ 1,500	$ 1,500	$ -	0.0%
05660800 048000	MISCELLANEOUS EXPENSES	$ 701	$ 500	$ 500	$ 500	$ -	0.0%
TOTAL MUNICIPAL BUILDING		$ 279,598	$ 285,782	$ 288,090	$ 282,840	$ (2,942)	-1.0%

TOWN OF SCARBOROUGH
NEXT YEAR / CURRENT YEAR BUDGET ANALYSIS

6/1/2010
1:14 PM

FY 2011 TOWN APPROPRIATION

ACCOUNTS FOR:		2009 ACTUAL	2010 BUDGET	2011 PROPOSED	FINANCE COMMITTEE	FY2011 ADOPTED	INC. DEC.	PCT CHANGE
	350th ANNIVERSARY COMMITTEE							
12626180 043225	CONTRACTED SERVICES	$ 178,137	$ -	$ -	$ -	$ -	$ -	100.0%
TOTAL 350th ANNIVERSARY COMMITTEE		$ 178,137	$ -	$ -	$ -	$ -	$ -	100.0%
	PAYMENTS TO OTHER AGENCIES							
05691500 048701	CENTER FOR THERAPEUTIC REC.	$ 5,140	$ 5,140	$ -	$ 4,500	$ -	$ (5,140)	-100.0%
05691500 048702	CREATIVE WORK SYSTEMS	$ 1,470	$ -	$ -	$ -	$ -	$ -	100.0%
05691500 048703	PARENT AWARENESS	$ 370	$ 370	$ -	$ 500	$ -	$ (370)	-100.0%
05691500 048704	SOUTHERN MAINE AREA ON AGING	$ 3,210	$ 3,210	$ -	$ 4,300	$ -	$ (3,210)	-100.0%
05691500 048705	SEX ASSAULT	$ 960	$ 960	$ -	$ 1,000	$ -	$ (960)	-100.0%
05691500 048706	RED CROSS	$ 1,000	$ 1,000	$ -	$ 900	$ -	$ (1,000)	-100.0%
05691500 048707	WOODFORDS	$ 1,110	$ -	$ -	$ -	$ -	$ -	100.0%
05691500 048708	VISITING NURSES	$ 10,510	$ 10,510	$ -	$ 9,300	$ -	$ (10,510)	-100.0%
05691500 048709	REGIONAL TRANSPORTATION	$ 4,240	$ 4,240	$ -	$ 3,800	$ -	$ (4,240)	-100.0%
05691500 048710	PROP	$ 8,777	$ 8,770	$ -	$ 8,600	$ -	$ (8,770)	-100.0%
05691500 04871x	COMMUNITY COUNSELING CENTER	$ -	$ -	$ -	$ 4,300	$ -	$ -	0.0%
05691500 048712	FAMILY CRISIS	$ 1,470	$ -	$ -	$ 1,700	$ -	$ -	100.0%
05691500 048713	HOME HEALTH-VISITING NURSES OF S. MAINE	$ 18,350	$ 18,350	$ -	$ 16,000	$ -	$ (18,350)	-100.0%
05691500 048714	DAY ONE	$ -	$ -	$ -	$ 900	$ -	$ -	0.0%
05691500 048715	CAMP KETCHA	$ 740	$ -	$ -	$ -	$ -	$ -	100.0%
05691500 048719	HOSPICE OF SOUTHERN MAINE	$ 1,750	$ -	$ -	$ -	$ -	$ -	100.0%
05691500 048720	PROJECT GRACE	$ 5,150	$ 11,680	$ 10,000	$ 10,000	$ 10,000	$ (1,680)	-14.4%
05691500 048721	SCARBOROUGH LAND TRUST	$ 9,500	$ 9,500	$ 8,000	$ 8,000	$ 8,000	$ (1,500)	-15.8%
05691500 048722	COUNSELING SERVICES, INC.	$ -	$ -	$ -	$ 900	$ -	$ -	0.0%
05691500 04872x	BIDDEFORD FREE CLINIC	$ -	$ -	$ -	$ 300	$ -	$ -	0.0%
05691500 048725	THE PROGRESS CENTER	$ -	$ -	$ -	$ -	$ -	$ -	0.0%
05691500 048716	OTHER AGENCIES (To Be Determined)	$ -	$ -	$ -	$ -	$ 57,000	$ 57,000	100.0%
TOTAL PAYMENTS TO OTHER AGENCIES		$ 73,747	$ 73,730	$ 18,000	$ 75,000	$ 75,000	$ 1,270	1.7%
TOTAL EXECUTIVE ALL DIVISIONS		$ 2,110,776	$ 1,812,696	$ 1,878,905	$ 1,975,905	$ 1,970,655	$ 157,959	8.7%

TOWN OF SCARBOROUGH
NEXT YEAR / CURRENT YEAR BUDGET ANALYSIS

6/1/2010
3:03 PM

FY 2011 TOWN APPROPRIATION

ACCOUNTS FOR:		2009 ACTUAL	2010 BUDGET	2011 PROPOSED	FY2011 ADOPTED	INC. DEC.	PCT CHANGE
	FINANCE DEPARTMENT						
	ACCOUNTING						
05755000 041110	ACCOUNTING FULL TIME PAY	$ 86,267	$ 86,381	$ 86,381	$ 86,381	$ -	0.0%
05755000 041112	STAFF FULL TIME PAY	$ 157,279	$ 166,180	$ 170,765	$ 170,765	$ 4,585	2.8%
05755000 041150	PART TIME PAY	$ 5,640	$ -	$ -	$ -	$ -	100.0%
05755000 041200	FICA	$ 15,026	$ 15,437	$ 15,689	$ 15,689	$ 252	1.6%
05755000 041205	MEDICARE	$ 3,514	$ 3,613	$ 3,673	$ 3,673	$ 60	1.7%
05755000 041210	DENTAL INSURANCE	$ 626	$ 594	$ 618	$ 618	$ 24	4.0%
05755000 041220	LONG TERM DISABILITY INSURANCE	$ 1,133	$ 1,265	$ 1,287	$ 1,287	$ 22	1.7%
05755000 041230	HEALTH INSURANCE	$ 33,630	$ 34,440	$ 35,077	$ 35,077	$ 637	1.8%
05755000 041240	PENSION	$ 21,061	$ 25,530	$ 25,969	$ 25,969	$ 439	1.7%
05755000 041300	OVERTIME PAY	$ 114	$ 1,200	$ 800	$ 800	$ (400)	-33.3%
05755000 042910	EMPLOYEE TRAINING	$ 9,559	$ 6,800	$ 7,000	$ 7,000	$ 200	2.9%
05755000 043225	CONTRACTED SERVICES	$ 1,206	$ 3,000	$ 3,730	$ 3,730	$ 730	24.3%
05755000 043300	AUDIT	$ 26,846	$ 22,500	$ 22,500	$ 22,500	$ -	0.0%
05755000 043500	PROFESSIONAL DUES	$ 470	$ 510	$ 545	$ 545	$ 35	6.9%
05755000 044350	EQUIPMENT MAINTENANCE	$ 1,057	$ 1,075	$ 345	$ 345	$ (730)	-67.9%
05755000 045302	PHONES	$ 742	$ 785	$ 785	$ 785	$ -	0.0%
05755000 045310	POSTAGE	$ 3,332	$ 3,400	$ 3,700	$ 3,700	$ 300	8.8%
05755000 045800	TRAVEL	$ 238	$ 300	$ 300	$ 300	$ -	0.0%
05755000 046000	OFFICE SUPPLIES	$ 6,330	$ 7,500	$ 7,500	$ 7,500	$ -	0.0%
05755000 046400	BOOkS	$ 533	$ 500	$ 600	$ 600	$ 100	20.0%
05755000 047400	NEW EQUIPMENT	$ 1,091	$ 3,200	$ 3,200	$ 3,200	$ -	0.0%
TOTAL ACCOUNTING		$ 375,695	$ 384,210	$ 390,464	$ 390,464	$ 6,254	1.6%

TOWN OF SCARBOROUGH
NEXT YEAR / CURRENT YEAR BUDGET ANALYSIS

6/1/2010
3:03 PM

FY 2011 TOWN APPROPRIATION

ACCOUNTS FOR:		2009 ACTUAL	2010 BUDGET	2011 PROPOSED	FY2011 ADOPTED	INC. DEC.	PCT CHANGE
	PURCHASING OFFICE						
05756300 041111	STAFF FULL TIME PAY	$ 62,509	$ 65,063	$ 65,063	$ 65,063	$ -	0.0%
05756300 041114	CLERICAL FULL TIME PAY	$ 29,520	$ 39,526	$ 39,526	$ 39,526	$ -	0.0%
05756300 041200	FICA	$ 5,723	$ 6,612	$ 6,502	$ 6,502	$ (110)	-1.7%
05756300 041205	MEDICARE	$ 1,338	$ 1,548	$ 1,521	$ 1,521	$ (27)	-1.7%
05756300 041210	DENTAL INSURANCE	$ 334	$ 396	$ 412	$ 412	$ 16	4.0%
05756300 041220	LONG TERM DISABILITY INSURANCE	$ 456	$ 524	$ 524	$ 524	$ -	0.0%
05756300 041230	HEALTH INSURANCE	$ 10,178	$ 12,294	$ 12,532	$ 12,532	$ 238	1.9%
05756300 041240	PENSION	$ 7,389	$ 8,169	$ 8,089	$ 8,089	$ (80)	-1.0%
05756300 041300	OVERTIME PAY	$ -	$ 800	$ -	$ -	$ (800)	-100.0%
05756300 042910	EMPLOYEE TRAINING	$ 147	$ 2,000	$ 1,500	$ 1,500	$ (500)	-25.0%
05756300 042930	TUITION REIMBURSEMENT	$ 2,994	$ 1,700	$ -	$ -	$ (1,700)	-100.0%
05756300 043225	CONTRACTED SERVICE	$ 156	$ -	$ 200	$ 200	$ 200	100.0%
05756300 043500	PROFESSIONAL DUES	$ 345	$ 330	$ 330	$ 330	$ -	0.0%
05756300 045302	PHONES	$ 691	$ 780	$ 900	$ 900	$ 120	15.4%
05756300 045310	POSTAGE	$ 569	$ 600	$ 300	$ 300	$ (300)	-50.0%
05756300 045400	ADVERTISING	$ -	$ 700	$ 500	$ 500	$ (200)	-28.6%
05756300 045500	PRINTING COSTS	$ 546	$ 750	$ 500	$ 500	$ (250)	-33.3%
05756300 045800	TRAVEL	$ -	$ 100	$ 100	$ 100	$ -	0.0%
05756300 046000	OFFICE SUPPLIES	$ 405	$ 500	$ 600	$ 600	$ 100	20.0%
05756300 047400	NEW EQUIPMENT	$ 24	$ 400	$ 500	$ 500	$ 100	25.0%
TOTAL PURCHASING OFFICE		$ 123,325	$ 142,792	$ 139,599	$ 139,599	$ (3,193)	-2.2%

	COLLECTIONS/REGISTRATION OFFICE						
05756410 041112	STAFF FULL TIME PAY	$ 211,862	$ 211,482	$ 200,413	$ 200,413	$ (11,069)	-5.2%
05756410 041150	PART TIME PAY	$ 28,667	$ 24,295	$ 12,450	$ 12,450	$ (11,845)	-48.8%
05756410 041200	FICA	$ 14,529	$ 14,672	$ 13,015	$ 13,015	$ (1,657)	-11.3%
05756410 041205	MEDICARE	$ 3,398	$ 3,434	$ 3,047	$ 3,047	$ (387)	-11.3%
05756410 041210	DENTAL INSURANCE	$ 960	$ 990	$ 1,030	$ 1,030	$ 40	4.0%
05756410 041220	LONG TERM DISABILITY INSURANCE	$ 1,041	$ 1,059	$ 935	$ 935	$ (124)	-11.7%
05756410 041230	HEALTH INSURANCE	$ 32,202	$ 33,141	$ 33,784	$ 33,784	$ 643	1.9%
05756410 041240	PENSION	$ 19,357	$ 21,553	$ 18,678	$ 18,678	$ (2,875)	-13.3%
05756410 041300	OVERTIME PAY	$ 2,421	$ 4,000	$ 3,800	$ 3,800	$ (200)	-5.0%
05756410 042910	EMPLOYEE TRAINING	$ 3,284	$ 1,500	$ 6,000	$ 6,000	$ 4,500	300.0%
05756410 043110	REGISTRY OF DEEDS	$ 4,417	$ 3,500	$ 5,000	$ 5,000	$ 1,500	42.9%
05756410 043224	COLLECTION SERVICE FEES	$ 103	$ -	$ 1,800	$ 1,800	$ 1,800	100.0%
05756410 043465	CREDIT CARD FEES (FOR ACCEPTING CARDS)	$ 114,357	$ 98,000	$ 15,000	$ 15,000	$ (83,000)	-84.7%
05756410 043500	PROFESSIONAL DUES	$ 120	$ 120	$ 120	$ 120	$ -	0.0%
05756410 044350	OFFICE EQUIPMENT MAINTENANCE	$ -	$ 95	$ 100	$ 100	$ 5	5.3%
05756410 045302	PHONES	$ 1,180	$ 1,193	$ 1,190	$ 1,190	$ (3)	-0.3%
05756410 045310	POSTAGE	$ 10,118	$ 9,000	$ 10,000	$ 10,000	$ 1,000	11.1%
05756410 045500	PRINT & BINDING	$ 3,725	$ 3,750	$ 3,800	$ 3,800	$ 50	1.3%
05756410 046000	OFFICE SUPPLIES	$ 2,258	$ 2,400	$ 2,500	$ 2,500	$ 100	4.2%
05756410 046400	BOOKS	$ 115	$ 400	$ 400	$ 400	$ -	0.0%
TOTAL TAX COLLECTOR/VEHICLE REGISTRATION OFFICE		$ 454,112	$ 434,584	$ 333,062	$ 333,062	$ (101,522)	-23.4%

TOWN OF SCARBOROUGH
NEXT YEAR / CURRENT YEAR BUDGET ANALYSIS

6/1/2010
3:03 PM

FY 2011 TOWN APPROPRIATION

ACCOUNTS FOR:		2009 ACTUAL	2010 BUDGET	2011 PROPOSED	FY2011 ADOPTED	INC. DEC.	PCT CHANGE
	ASSESSOR'S OFFICE						
05756500 041110	ADMIN FULL TIME PAY	$ 86,381	$ 86,381	$ 86,381	$ 86,381	$ -	0.0%
05756500 041112	STAFF FULL TIME PAY	$ 86,432	$ 88,574	$ 88,574	$ 88,574	$ -	0.0%
05756500 041200	FICA	$ 10,834	$ 10,925	$ 10,836	$ 10,836	$ (89)	-0.8%
05756500 041205	MEDICARE	$ 2,534	$ 2,556	$ 2,535	$ 2,535	$ (21)	-0.8%
05756500 041210	DENTAL INSURANCE	$ 576	$ 594	$ 618	$ 618	$ 24	4.0%
05756500 041220	LONG TERM DISABILITY INSURANCE	$ 862	$ 875	$ 875	$ 875	$ -	0.0%
05756500 041230	HEALTH INSURANCE	$ 18,680	$ 19,225	$ 19,598	$ 19,598	$ 373	1.9%
05756500 041240	PENSION	$ 13,246	$ 13,420	$ 14,365	$ 14,365	$ 945	7.0%
05756500 042910	EMPLOYEE TRAINING	$ 2,849	$ 4,000	$ 2,000	$ 2,000	$ (2,000)	-50.0%
05756500 043110	REGISTRY OF DEEDS	$ 1,859	$ 2,400	$ 2,000	$ 2,000	$ (400)	-16.7%
05756500 043500	PROFESSIONAL DUES	$ 530	$ 550	$ 530	$ 530	$ (20)	-3.6%
05756500 045302	PHONES	$ 858	$ 800	$ 800	$ 800	$ -	0.0%
05756500 045310	POSTAGE	$ 842	$ 700	$ 1,400	$ 1,400	$ 700	100.0%
05756500 045500	MAPPING	$ -	$ 4,300	$ 4,300	$ 4,300	$ -	0.0%
05756500 045800	TRAVEL	$ 3,504	$ 4,000	$ 4,000	$ 4,000	$ -	0.0%
05756500 046000	OFFICE SUPPLIES	$ 2,467	$ 2,500	$ 2,500	$ 2,500	$ -	0.0%
TOTAL ASSESSING		$ 232,452	$ 241,800	$ 241,312	$ 241,312	$ (488)	-0.2%
TOTAL FINANCE ALL DIVISIONS		$ 1,185,584	$ 1,203,386	$ 1,104,437	$ 1,104,437	$ (98,949)	-8.2%

TOWN OF SCARBOROUGH
NEXT YEAR / CURRENT YEAR BUDGET ANALYSIS

6/1/2010
3:03 PM

FY 2011 TOWN APPROPRIATION

ACCOUNTS FOR:		2009 ACTUAL	2010 BUDGET	2011 PROPOSED	FY2011 ADOPTED	INC. DEC.	PCT CHANGE
	MANAGEMENT INFORMATION SYSTEMS						
05855600 041110	ADMIN FULL TIME PAY	$ -	$ 75,336	$ 50,000	$ 50,000	$ (25,336)	-33.6%
05855600 041112	STAFF FULL TIME PAY	$ 173,564	$ 252,442	$ 267,446	$ 267,446	$ 15,004	5.9%
05855600 041121	STIPENDS	$ 19,121	$ 19,011	$ -	$ -	$ (19,011)	-100.0%
05855600 041150	PART TIME PAY	$ 6,808	$ 4,800	$ 5,000	$ 5,000	$ 200	4.2%
05855600 041200	FICA	$ 12,362	$ 22,119	$ 19,703	$ 19,703	$ (2,416)	-10.9%
05855600 041205	MEDICARE	$ 2,892	$ 5,177	$ 4,700	$ 4,700	$ (477)	-9.2%
05855600 041210	DENTAL INSURANCE	$ 576	$ 1,188	$ 1,236	$ 1,236	$ 48	4.0%
05855600 041220	LONG TERM DISABILITY INSURANCE	$ 830	$ 1,642	$ 1,588	$ 1,588	$ (54)	-3.3%
05855600 041230	HEALTH INSURANCE	$ 15,477	$ 34,961	$ 33,784	$ 33,784	$ (1,177)	-3.4%
05855600 041240	PENSION	$ 18,616	$ 31,945	$ 30,253	$ 30,253	$ (1,692)	-5.3%
05855600 041300	OVERTIME PAY	$ -	$ 200	$ 200	$ 200	$ -	0.0%
05855600 042910	EMPLOYEE TRAINING	$ 5,518	$ 3,350	$ 2,850	$ 2,850	$ (500)	-14.9%
05855600 044310	VEHICLE MAINTENANCE PARTS	$ 3,312	$ 3,550	$ 2,571	$ 2,571	$ (979)	-27.6%
05855600 044340	HARDWARE MAINTENANCE	$ 81,183	$ 103,185	$ 103,750	$ 103,750	$ 565	0.5%
05855600 044341	NEW HARDWARE ADDED	$ 22	$ -	$ -	$ -	$ -	100.0%
05855600 044345	SOFTWARE MAINTENANCE	$ 151,214	$ 161,300	$ 164,800	$ 164,800	$ 3,500	2.2%
05855600 044346	NEW SOFTWARE SUPPORT LICENSING	$ 6,204	$ 3,450	$ -	$ -	$ (3,450)	-100.0%
05855600 045301	INTERNET	$ 18,849	$ 19,500	$ 14,450	$ 14,450	$ (5,050)	-25.9%
05855600 045302	PHONES	$ 4,149	$ 2,950	$ 2,850	$ 2,850	$ (100)	-3.4%
05855600 045800	TRAVEL	$ -	$ 150	$ 50	$ 50	$ (100)	-66.7%
05855600 046000	OFFICE SUPPLIES	$ 326	$ 407	$ 425	$ 425	$ 18	4.4%
05855600 046260	VEHICLE FUEL GAS	$ 1,470	$ 1,397	$ 1,170	$ 1,350	$ (47)	-3.4%
05855600 046400	BOOKS	$ 526	$ 400	$ 375	$ 375	$ (25)	-6.3%
05855600 047420	NEW VEHICLES	$ 14,265	$ -	$ -	$ -	$ -	100.0%
TOTAL MANAGEMENT INFORMATION SYSTEMS		$ 537,282	$ 748,460	$ 707,201	$ 707,381	$ (41,079)	-5.5%

FY 2011 TOWN APPROPRIATION

ACCOUNTS FOR:		2009 ACTUAL	2010 BUDGET	2011 PROPOSED	FY2011 ADOPTED	INC. DEC.	PCT CHANGE
	PLANNING DEPARTMENT						
	PLANNING ADMINISTRATION						
05957000 041110	ADMIN FULL TIME PAY	$ 75,335	$ 78,259	$ 78,259	$ 78,259	$ -	0.0%
05957000 041111	MANGERS FULL TIME PAY	$ 126,876	$ 127,849	$ 128,345	$ 128,345	$ 496	0.4%
05957000 041112	STAFF FULL TIME PAY	$ 226,667	$ 230,295	$ 231,269	$ 231,269	$ 974	0.4%
05957000 041114	CLERICAL FULL TIME PAY	$ 83,499	$ 85,358	$ 85,358	$ 85,358	$ -	0.0%
05957000 041150	PART TIME PAY	$ 2,274	$ 2,500	$ 2,000	$ 2,000	$ (500)	-20.0%
05957000 041200	FICA	$ 32,333	$ 34,068	$ 33,602	$ 33,602	$ (466)	-1.4%
05957000 041205	MEDICARE	$ 7,562	$ 7,973	$ 7,862	$ 7,862	$ (111)	-1.4%
05957000 041210	DENTAL INSURANCE	$ 1,424	$ 1,386	$ 1,648	$ 1,648	$ 262	18.9%
05957000 041220	LONG TERM DISABILITY INSURANCE	$ 2,555	$ 2,615	$ 2,623	$ 2,623	$ 8	0.3%
05957000 041230	HEALTH INSURANCE	$ 53,346	$ 54,034	$ 55,050	$ 55,050	$ 1,016	1.9%
05957000 041240	PENSION	$ 46,219	$ 49,433	$ 50,119	$ 50,119	$ 686	1.4%
05957000 041300	OVERTIME PAY	$ 14,823	$ 20,000	$ 17,500	$ 17,500	$ (2,500)	-12.5%
05957000 042910	EMPLOYEE TRAINING	$ 4,670	$ 10,000	$ 9,000	$ 9,000	$ (1,000)	-10.0%
05957000 042921	UNIFORMS	$ 539	$ 1,000	$ 1,000	$ 1,000	$ -	0.0%
05957000 043320	LEGAL / ORDINANCE ENFORCEMENT	$ 26,326	$ 39,000	$ 36,000	$ 36,000	$ (3,000)	-7.7%
05957000 043500	PROFESSIONAL DUES	$ 270	$ 1,000	$ 1,000	$ 1,000	$ -	0.0%
05957000 044310	VEHICLE MAINTENANCE PARTS	$ 4,643	$ 4,500	$ 5,080	$ 5,080	$ 580	12.9%
05957000 045302	TELEPHONES	$ 4,566	$ 4,500	$ 4,500	$ 4,500	$ -	0.0%
05957000 045310	POSTAGE	$ 1,361	$ 2,000	$ 2,000	$ 2,000	$ -	0.0%
05957000 045800	TRAVEL	$ 765	$ 2,250	$ 2,250	$ 2,250	$ -	0.0%
05957000 046000	OFFICE SUPPLIES	$ 2,415	$ 3,000	$ 3,000	$ 3,000	$ -	0.0%
05957000 046260	VEHICLE FUEL GAS	$ 3,842	$ 4,750	$ 4,000	$ 4,500	$ (250)	-5.3%
05957000 046400	BOOKS	$ 571	$ 900	$ 900	$ 900	$ -	0.0%
05957000 047400	NEW EQUIPMENT	$ -	$ -	$ -	$ -	$ -	0.0%
05957000 047420	NEW VEHICLES	$ 5,000	$ -	$ -	$ -	$ -	0.0%
TOTAL PLANNING OFFICE		$ 727,880	$ 766,670	$ 762,365	$ 762,865	$ (3,805)	-0.5%

ENGINEERING SERVICES - CONTRACTED

05957100 043400	ENGINEERING	$ 11,540	$ 10,000	$ 10,000	$ 10,000	$ -	0.0%
05957100 043410	ENGINEERING - REIMBURSABLE	$ 85,658	$ 30,000	$ 30,000	$ 30,000	$ -	0.0%
TOTAL ENGINEERING		$ 97,198	$ 40,000	$ 40,000	$ 40,000	$ -	0.0%

TOWN OF SCARBOROUGH
NEXT YEAR / CURRENT YEAR BUDGET ANALYSIS

6/1/2010
3:03 PM

FY 2011 TOWN APPROPRIATION

ACCOUNTS FOR:		2009 ACTUAL	2010 BUDGET	2011 PROPOSED	FY2011 ADOPTED	INC. DEC.	PCT CHANGE
	BOARDS AND COMMITTEES						
ZONING BOARD OF APPEALS							
05957250 041200	ZBA FICA	$ 53	$ 65	$ 65	$ 65	$ -	0.0%
05957250 041205	MEDICARE	$ 12	$ 16	$ 16	$ 16	$ -	0.0%
05957250 041240	PENSION	$ 81	$ 100	$ 100	$ 100	$ -	0.0%
05957250 041300	ZBA OVERTIME PAY	$ 856	$ 1,000	$ 1,000	$ 1,000	$ -	0.0%
05957250 043110	REGISTRY OF DEEDS	$ 147	$ 150	$ 150	$ 150	$ -	0.0%
05957250 045400	ADVERTISEMENTS	$ 856	$ 1,250	$ 1,250	$ 1,250	$ -	0.0%
05957250 048000	ZBA MISCELLANEOUS EXPENSES	$ 28	$ 100	$ 125	$ 125	$ 25	25.0%
PLANNING BOARD							
05957260 041200	FICA	$ 91	$ 129	$ 129	$ 129	$ -	0.0%
05957260 041205	MEDICARE	$ 21	$ 31	$ 31	$ 31	$ -	0.0%
05957260 041240	PENSION	$ 149	$ 200	$ 200	$ 200	$ -	0.0%
05957260 041300	OVERTIME PAY	$ 1,597	$ 2,000	$ 2,000	$ 2,000	$ -	0.0%
05957260 045400	ADVERTISEMENT	$ 3,642	$ 4,000	$ 4,000	$ 4,000	$ -	0.0%
05957260 045500	PRINTING & BINDING	$ -	$ 1,250	$ 1,250	$ 1,250	$ -	0.0%
05957260 045504	COMPREHENSIVE PLAN UPDATE	$ 51,038	$ 35,000	$ 35,000	$ 35,000	$ -	0.0%
05957260 046000	OFFICE SUPPLIES	$ -	$ 100	$ 100	$ 100	$ -	0.0%
05957260 048000	PLANNING BOARD MISC EXPENSES	$ 361	$ 450	$ 450	$ 450	$ -	0.0%
CONSERVATION COMMISSION							0.0%
05957270 043225	CONTRACTED SERVICES	$ -	$ -	$ 350	$ 350	$ 350	100.0%
05957270 043500	PROFESSIONAL DUES	$ -	$ -	$ -	$ -	$ -	0.0%
05957270 046000	OFFICE SUPPLIES	$ -	$ -	$ -	$ -	$ -	100.0%
TOTAL BOARDS AND COMMITTEES		$ 58,934	$ 45,841	$ 46,216	$ 46,216	$ 375	0.8%
TOTAL PLANNING DEPARTMENT ALL DIVISIONS		$ 884,012	$ 852,511	$ 848,581	$ 849,081	$ (3,430)	-0.4%

TOWN OF SCARBOROUGH
NEXT YEAR / CURRENT YEAR BUDGET ANALYSIS

6/1/2010
3:03 PM

FY 2011 TOWN APPROPRIATION

ACCOUNTS FOR:		2009 ACTUAL	2010 BUDGET	2011 PROPOSED	FY2011 ADOPTED	INC. DEC.	PCT CHANGE
	LIBRARY						
	LIBRARY DIRECTOR	$ 67,350	$ 67,413	$ 67,413	$ 67,413	$ -	0.0%
	FULL TIME PAYROLL	$ 206,023	$ 228,571	$ 229,900	$ 229,900	$ 1,329	0.6%
	PART TIME PAYROLL	$ 211,322	$ 205,214	$ 208,676	$ 208,676	$ 3,462	1.7%
	COMPENSATED ABSENCES	$ (1,400)	$ -	$ -	$ -	$ -	0.0%
	FICA/MEDICARE	$ 36,257	$ 38,342	$ 38,708	$ 38,708	$ 366	1.0%
	UNEMPLOYMENT INSURANCE	$ 2,251	$ 2,700	$ 2,650	$ 2,650	$ (50)	-1.9%
	HEALTH INSURANCE	$ 56,742	$ 69,500	$ 74,702	$ 74,702	$ 5,202	7.5%
	OTHER EMPLOYEE BENEFITS	$ 33,190	$ 34,830	$ 34,882	$ 34,882	$ 52	0.1%
	PAYROLL ADMIN FEES	$ 2,729	$ 3,110	$ 3,110	$ 3,110	$ -	0.0%
	ADVERTISING	$ -	$ 750	$ 750	$ 750	$ -	0.0%
	TRAINING & CONFERENCES	$ 3,767	$ 3,500	$ 2,000	$ 2,000	$ (1,500)	-42.9%
	WORKER'S COMPENSATION	$ 2,065	$ 2,450	$ 2,500	$ 2,500	$ 50	2.0%
	BOOKS/PRINTED MATERIALS	$ 50,079	$ 54,500	$ 54,500	$ 54,500	$ -	0.0%
	ELECTRONIC REFERENCE	$ -	$ -	$ -	$ -	$ -	0.0%
	MATERIALS REPAIR	$ 381	$ 900	$ 750	$ 750	$ (150)	-16.7%
	AUDIOVISUAL	$ 14,008	$ 12,000	$ 12,000	$ 12,000	$ -	0.0%
	PROGRAMS	$ 1,830	$ 2,000	$ 1,000	$ 1,000	$ (1,000)	-50.0%
	ELECTRICITY	$ 19,654	$ 19,000	$ 16,000	$ 16,000	$ (3,000)	-15.8%
	FUEL	$ 6,963	$ 7,500	$ 7,250	$ 7,250	$ (250)	-3.3%
	WATER	$ 688	$ 720	$ 720	$ 720	$ -	0.0%
	SEWER	$ 662	$ 670	$ 670	$ 670	$ -	0.0%
	TELEPHONE	$ 1,580	$ 1,900	$ 1,700	$ 1,700	$ (200)	-10.5%
	GENERAL MAINTENANCE	$ 7,151	$ 7,500	$ 8,500	$ 8,500	$ 1,000	13.3%
	CLEANING	$ 17,022	$ 18,000	$ 18,000	$ 18,000	$ -	0.0%
	GROUNDS MAINTENANCE	$ 5,050	$ 6,300	$ 6,300	$ 6,300	$ -	0.0%
	BUILDING INSURANCE	$ 4,155	$ 4,100	$ 4,100	$ 4,100	$ -	0.0%
	MACHINE MAINTENANCE	$ 3,312	$ 3,500	$ 3,500	$ 3,500	$ -	0.0%
	BANK CHARGES	$ 513	$ 400	$ 400	$ 400	$ -	0.0%
	MILEAGE	$ 205	$ 550	$ 200	$ 200	$ (350)	-63.6%
	SUPPLIES	$ 22,507	$ 17,930	$ 21,500	$ 21,500	$ 3,570	19.9%
	POSTAGE/COURIER	$ 3,365	$ 4,500	$ 4,000	$ 4,000	$ (500)	-11.1%
	DIRECTORS' INSURANCE	$ 1,015	$ 1,150	$ 1,150	$ 1,150	$ -	0.0%
	ACCOUNTING	$ 6,208	$ 6,300	$ 6,300	$ 6,300	$ -	0.0%
	LEGAL SERVICES & LICENSES	$ 60	$ 200	$ 200	$ 200	$ -	0.0%
	AUDIT/TAX PREPARATION	$ 3,480	$ 4,750	$ 4,800	$ 4,800	$ 50	1.1%
	NEWSLETTER	$ 5,239	$ 8,000	$ 3,500	$ 3,500	$ (4,500)	-56.3%
	EQUIPMENT	$ 300	$ 700	$ 500	$ 500	$ (200)	-28.6%
	INFORMATION SYSTEMS	$ 27,814	$ 34,462	$ 34,462	$ 34,462	$ -	0.0%
	LIBRARY GROSS BUDGET	$ 823,537	$ 873,912	$ 877,293	$ 887,929	$ 10,636	1.6%
	LESS REVENUES	$ (90,350)	$ (76,151)	$ (80,300)	$ (80,300)	$ (4,149)	5.4%
	(SHORTFALL) EXCESS	$ (27,369)	$ -	$ -	$ -	$ -	0.0%
TOTAL LIBRARY NET - TOWN APPROPRIATION		$ 733,187	$ 797,761	$ 796,993	$ 807,629	$ 9,868	1.2%

TOWN OF SCARBOROUGH
NEXT YEAR / CURRENT YEAR BUDGET ANALYSIS

6/1/2010
3:03 PM

FY 2011 TOWN APPROPRIATION

ACCOUNTS FOR:		2009 ACTUAL	2010 BUDGET	2011 PROPOSED	FY2011 ADOPTED	INC. DEC.	PCT CHANGE
	SCARBOROUGH ECONOMIC DEVELOPMENT CORPORATION						
06800000 041110	ADMIN FULL TIME PAY	$ 85,727	$ 86,381	$ 86,381	$ 86,381	$ -	0.0%
06800000 041112	STAFF FULL TIME PAY	$ 48,614	$ 51,241	$ 51,470	$ 51,470	$ 229	0.4%
06800000 041200	FICA	$ 8,511	$ 8,692	$ 8,641	$ 8,641	$ (51)	-0.6%
06800000 041205	MEDICARE	$ 1,990	$ 2,033	$ 2,021	$ 2,021	$ (12)	-0.6%
06800000 041210	DENTAL INSURANCE	$ 384	$ 396	$ 412	$ 412	$ 16	4.0%
06800000 041220	LONG TERM DISABILITY INSURANCE	$ 675	$ 689	$ 690	$ 690	$ 1	0.1%
06800000 041230	HEALTH INSURANCE	$ 10,317	$ 10,618	$ 10,824	$ 10,824	$ 206	1.9%
06800000 041240	PENSION	$ 13,461	$ 13,764	$ 13,787	$ 13,787	$ 23	0.2%
06800000 042500	UNEMPLOYMENT COMP	$ 194	$ 400	$ 400	$ 400	$ -	0.0%
06800000 043225	CONTRACTED SERVICES	$ 48,447	$ 46,648	$ 42,806	$ 42,806	$ (3,842)	-8.2%
06800000 045310	POSTAGE	$ 169	$ 300	$ 300	$ 300	$ -	0.0%
06800000 045420	MARKETING / PUBLICATIONS	$ 19,965	$ 18,000	$ 18,000	$ 18,000	$ -	0.0%
TOTAL SEDCO		$ 238,454	$ 239,162	$ 235,732	$ 235,732	$ (3,430)	-1.4%

TOWN OF SCARBOROUGH
NEXT YEAR / CURRENT YEAR BUDGET ANALYSIS

6/1/2010
3:03 PM

FY 2011 TOWN APPROPRIATION

ACCOUNTS FOR:		2009 ACTUAL	2010 BUDGET	2011 PROPOSED	FY2011 ADOPTED	INC. DEC.	PCT CHANGE
	FIRE SERVICES						
	FIRE ADMINISTRATION						
07155000 041110	ADMIN FULL TIME PAY	$ 81,261	$ 81,391	$ 81,391	$ 81,391	$ -	0.0%
07155000 041114	CLERICAL PAY	$ 39,371	$ 39,965	$ 40,146	$ 40,146	$ 181	0.5%
07155000 041150 71012	DRY HYDRANT PART TIME PAY	$ 61	$ 500	$ 500	$ 500	$ -	0.0%
07155000 041200	FICA	$ 7,451	$ 7,354	$ 7,525	$ 7,525	$ 171	2.3%
07155000 041205	MEDICARE	$ 1,743	$ 1,722	$ 1,762	$ 1,762	$ 40	2.3%
07155000 041210	DENTAL INSURANCE	$ 193	$ 396	$ 412	$ 412	$ 16	4.0%
07155000 041220	LONG TERM DISABILITY INSURANCE	$ 605	$ 607	$ 608	$ 608	$ 1	0.2%
07155000 041230	HEALTH INSURANCE	$ 9,905	$ 13,916	$ 14,186	$ 14,186	$ 270	1.9%
07155000 041240	PENSION	$ 9,442	$ 9,259	$ 9,921	$ 9,921	$ 662	7.1%
07155000 041250	RETIREE HEALTH SAVINGS/HOLIDAY PAY	$ -	$ -	$ 3,742	$ 3,742	$ 3,742	100.0%
07155000 041303	IN-HOUSE INSTRUCTOR PAY	$ 2,038	$ 2,500	$ 2,500	$ 2,500	$ -	0.0%
07155000 042290	EMPLOYEE RECOGNITION	$ 3,680	$ 3,500	$ 3,500	$ 3,500	$ -	0.0%
07155000 042910	EMPLOYEE TRAINING	$ 6,623	$ 6,000	$ 4,500	$ 4,500	$ (1,500)	-25.0%
07155000 042920 53001	CLOTHING ALLOWANCE	$ 520	$ 500	$ 500	$ 500	$ -	0.0%
07155000 042922	HONOR GUARD	$ 500	$ 500	$ 500	$ 500	$ -	0.0%
07155000 042961	RESPIRATORY QUESTIONNAIRE	$ 590	$ 500	$ 500	$ 500	$ -	0.0%
07155000 042962	FOLLOW UP EXAMS	$ 5,082	$ 3,000	$ 4,500	$ 4,500	$ 1,500	50.0%
07155000 042963	PRE-EMPLOYMENT PHYSICALS	$ 7,629	$ 6,500	$ 5,000	$ 5,000	$ (1,500)	-23.1%
07155000 043201	TRAINING CONTRACTUAL SERVICES	$ 710	$ 1,500	$ 1,000	$ 1,000	$ (500)	-33.3%
07155000 043225	CONTRACTUAL SERVICES	$ 5,120	$ 5,260	$ 5,880	$ 5,880	$ 620	11.8%
07155000 043500	PROFESSIONAL DUES	$ 2,193	$ 2,655	$ 2,800	$ 2,800	$ 145	5.5%
07155000 044100 77041:7	UTILITY SEWER & WATER	$ 8,573	$ 8,920	$ 8,920	$ 8,920	$ -	0.0%
07155000 044300:044303	BUILDING & FLOOR MAINTENANCE	$ 29,219.33	$ 24,000	$ 24,000	$ 24,000	$ -	0.0%
07155000 044302	ALARM MAINTENANCE	$ 1,956	$ 1,250	$ 1,250	$ 1,250	$ -	0.0%
07155000 044310	VEHICLE MAINT. PARTS	$ 46,825	$ 37,500	$ 35,250	$ 35,250	$ (2,250)	-6.0%
07155000 044313	VEHICLE MAINT. LABOR	$ 46,708	$ 51,500	$ 51,500	$ 51,500	$ -	0.0%
07155000 044315	NON-PWD REPAIRS	$ 4,476	$ 3,500	$ 3,500	$ 3,500	$ -	0.0%
07155000 044351	DEPARTMENT EQUIPMENT MAINTENANCE	$ 4,781	$ 6,000	$ 5,500	$ 5,500	$ (500)	-8.3%
07155000 044351 71010	DEPT. EQUIP. MAINTENANCE FOAM/EXTRACT.	$ 580	$ 2,000	$ 2,500	$ 2,500	$ 500	25.0%
07155000 044351 71011	DEPT. EQUIP. MAINT. NFPA/ISO/DOT TESTING	$ 7,945	$ 5,000	$ 4,850	$ 4,850	$ (150)	-3.0%
07155000 044351 71012	DRY HYDRANT MAINTENANCE	$ 1,203	$ 1,000	$ 1,000	$ 1,000	$ -	0.0%
07155000 044351 71013	EXTRICATION TOOL MAINTENANCE	$ 945	$ 1,250	$ 1,250	$ 1,250	$ -	0.0%
07155000 044351 71014	SCOTT AIR PAC MAINTENANCE	$ 2,766	$ 2,500	$ 2,500	$ 2,500	$ -	0.0%
07155000 045203	FIREFIGHTER ACCIDENT INSURANCE	$ 4,659	$ 5,000	$ 5,000	$ 5,000	$ -	0.0%
07155000 045300:045305	COMMUNICATIONS (Phones, Cell, Mobile, Pagers)	$ 14,395	$ 17,280	$ 16,020	$ 16,020	$ (1,260)	-7.3%
07155000 045310	POSTAGE	$ 3,578	$ 3,400	$ 3,400	$ 3,400	$ -	0.0%
07155000 045800	TRAVEL	$ 3,466	$ 4,000	$ 1,000	$ 1,000	$ (3,000)	-75.0%
07155000 046000-046006	OFFICE and PAINT SUPPLIES	$ 5,997	$ 6,500	$ 6,500	$ 6,500	$ -	0.0%
07155000 046003	TRAINING SUPPLIES	$ 3,241	$ 3,000	$ 3,000	$ 3,000	$ -	0.0%
07155000 046210 77041:6	UTILITY - (Gas/Propane/Electricity/Heating Oil)	$ 117,602	$ 129,760	$ 123,110	$ 123,110	$ (6,650)	-5.1%
07155000 046260	VEHICLE FUEL GAS	$ 40,627	$ 40,950	$ 35,040	$ 40,950	$ -	0.0%
07155000 047412-047413	FIRE HOSE AND GEAR	$ 27,679	$ 22,000	$ 12,000	$ 12,000	$ (10,000)	-45.5%
07155000 048000	MISCELLANEOUS EXPENSE	$ 2,063	$ 2,000	$ 2,000	$ 2,000	$ -	0.0%
TOTAL FIRE ADMINISTRATION		$ 564,004	$ 565,835	$ 540,463	$ 546,373	$ (19,462)	-3.4%

FY 2011 TOWN APPROPRIATION

ACCOUNTS FOR:		2009 ACTUAL	2010 BUDGET	2011 PROPOSED	FY2011 ADOPTED	INC. DEC.	PCT CHANGE
	EMERGENCY MANAGEMENT						
07170300 041150	PART TIME PAY	$ 17,547	$ 16,971	$ 16,971	$ 16,971	$ -	0.0%
07170300 041200	FICA	$ 1,112	$ 1,053	$ 1,053	$ 1,053	$ -	0.0%
07170300 041205	MEDICARE	$ 260	$ 247	$ 247	$ 247	$ -	0.0%
07170300 042964	HAZMAT EXAMS	$ 2,769	$ 3,600	$ 3,600	$ 3,600	$ -	0.0%
07170300 043500	PROFESSIONAL DUES	$ -	$ -	$ -	$ -	$ -	0.0%
07170300 044225	HAZMAT EXPENDITURES	$ 253	$ -	$ -	$ -	$ -	0.0%
07170300 044351	EQUIPMENT MAINTENANCE	$ 923	$ 1,500	$ 1,500	$ 1,500	$ -	0.0%
07170300 046001	FOOD	$ 2,576	$ 2,500	$ 2,500	$ 2,500	$ -	0.0%
07170300 046015	MISCELLANEOUS SUPPLY	$ 1,183	$ 500	$ 500	$ 500	$ -	0.0%
07170300 046020	SPECIAL PROGRAM SUPPLIES	$ 642	$ 1,000	$ 1,000	$ 1,000	$ -	0.0%
07170300 046400	BOOKS	$ 294	$ 250	$ 250	$ 250	$ -	0.0%
07170300 047400	NEW EQUIPMENT	$ 3,500	$ 5,000	$ 5,000	$ 5,000	$ -	0.0%
07170300 048000	MISCELLANEOUS EXPENSE	$ 1,972	$ 2,000	$ 2,000	$ 2,000	$ -	0.0%
TOTAL EMERGENCY MANAGEMENT		$ 33,030	$ 34,621	$ 34,621	$ 34,621	$ -	0.0%

TOWN OF SCARBOROUGH
NEXT YEAR / CURRENT YEAR BUDGET ANALYSIS

6/1/2010
3:03 PM

FY 2011 TOWN APPROPRIATION

ACCOUNTS FOR:		2009 ACTUAL	2010 BUDGET	2011 PROPOSED	FY2011 ADOPTED	INC. DEC.	PCT CHANGE
	EMERGENCY MEDICAL SERVICES						
07171000 041111	EMS DIRECTOR FULL TIME PAY	$ 67,040	$ 68,200	$ 69,085	$ 69,085	$ 885	1.3%
07171000 041112	PARAMEDIC FULL TIME PAY	$ 407,735	$ 480,062	$ 501,062	$ 501,062	$ 21,000	4.4%
07171000 041113	LIEUTENANTS	$ 137,684	$ 188,911	$ 195,060	$ 195,060	$ 6,149	3.3%
07171000 041114	CLERICAL FULL TIME PAY	$ 38,882	$ 34,807	$ 34,807	$ 34,807	$ -	0.0%
07171000 041115	PROPOSED POSITIONS	$ -	$ -	$ -	$ -	$ -	0.0%
07171000 041117	FULL TIME PARAMEDIC TRAINING PAY	$ 9,763	$ 18,176	$ 22,948	$ 22,948	$ 4,772	26.3%
07171000 041150	PART TIME SPECIAL DUTY PAY	$ 4,034	$ -	$ 1,000	$ 1,000	$ 1,000	0.0%
07171000 041153	DAYTIME PAY	$ 197,720	$ 134,999	$ 136,861	$ 136,861	$ 1,862	1.4%
07171000 041190	IN HOUSE INSTRUCTION PAY	$ 903	$ 2,000	$ 2,000	$ 2,000	$ -	0.0%
07171000 041200	FICA	$ 58,138	$ 65,530	$ 67,925	$ 67,925	$ 2,395	3.7%
07171000 041205	MEDICARE	$ 13,788	$ 15,333	$ 15,896	$ 15,896	$ 563	3.7%
07171000 041210	DENTAL INSURANCE	$ 2,327	$ 3,366	$ 3,502	$ 3,502	$ 136	4.0%
07171000 041220	LONG TERM DISABILITY INSURANCE	$ 2,574	$ 3,867	$ 4,010	$ 4,010	$ 143	3.7%
07171000 041230	HEALTH INSURANCE	$ 91,169	$ 115,065	$ 126,020	$ 126,020	$ 10,955	9.5%
07171000 041240	PENSION	$ 65,535	$ 84,556	$ 91,717	$ 91,717	$ 7,161	8.5%
07171000 041250	RETIREE HEALTH SAVINGS/HOLIDAY PAY	$ -	$ -	$ 17,058	$ 17,058	$ 17,058	100.0%
07171000 041300	PARAMEDIC OVER TIME PAY	$ 118,516	$ 141,406	$ 141,332	$ 141,332	$ (74)	-0.1%
07171000 041301	SPECIAL DUTY FIRE/RESCUE OVERTIME	$ 857	$ -	$ 1,500	$ 1,500	$ 1,500	0.0%
07171000 042910	EMPLOYEE TRAINING	$ 9,335	$ 13,100	$ 8,000	$ 8,000	$ (5,100)	-38.9%
07171000 042920 52001:17	F.T. CLOTHING ALLOWANCE	$ 9,191	$ 9,180	$ 9,180	$ 9,180	$ -	0.0%
07171000 042920 52101:45	P.T. CLOTHING ALLOWANCE	$ 1,638	$ 4,125	$ -	$ -	$ (4,125)	-100.0%
07171000 042930	TUITION REIMBURSEMENT	$ 370	$ 2,500	$ 2,500	$ 2,500	$ -	0.0%
07171000 042950	INFECTIOUS DISEASE CONTROL	$ 18,808	$ 20,930	$ 22,000	$ 22,000	$ 1,070	5.1%
07171000 042951	TB TESTING	$ -	$ 750	$ 750	$ 750	$ -	0.0%
07171000 042952	HEPATITIS B VACCINATION	$ -	$ 500	$ 500	$ 500	$ -	0.0%
07171000 043201	SO. MAINE EMS COORDINATOR FEE	$ 2,000	$ 2,000	$ 2,500	$ 2,500	$ 500	25.0%
07171000 043210	RECRUITMENT & TESTING RESCUE	$ 4,443	$ 2,500	$ 1,500	$ 1,500	$ (1,000)	-40.0%
07171000 043500	PROFESSIONAL DUES	$ 955	$ 1,000	$ 1,000	$ 1,000	$ -	0.0%
07171000 043600	LICENSING FEES	$ 280	$ 280	$ 280	$ 280	$ -	0.0%
07171000 044310	VEHICLE MAINTENANCE PARTS	$ 3,403	$ 3,000	$ 2,820	$ 2,820	$ (180)	-6.0%
07171000 044313	VEHICLE MAINTENANCE LABOR	$ 5,222	$ 5,000	$ 5,000	$ 5,000	$ -	0.0%
07171000 044315	NON-PWD REPAIRS	$ 1,033	$ 1,000	$ 1,000	$ 1,000	$ -	0.0%
07171000 044351	DEPARTMENT EQUIPMENT MAINTENANCE	$ 8,346	$ 8,880	$ 1,700	$ 1,700	$ (7,180)	-80.9%
07171000 044351 68006	OXYGEN SUPPLY CONTRACT	$ -	$ -	$ 10,500	$ 10,500	$ 10,500	100.0%
07171000 044354	ALS EQUIPMENT MAINTENANCE	$ 16,134	$ 17,000	$ 17,000	$ 17,000	$ -	0.0%
07171000 045305	PAGERS	$ 882	$ 1,040	$ 1,040	$ 1,040	$ -	0.0%
07171000 046000	OFFICE SUPPLIES	$ 2,505	$ 2,000	$ 2,000	$ 2,000	$ -	0.0%
07171000 046260	VEHICLE FUEL GAS	$ 15,097	$ 13,595	$ 11,205	$ 13,595	$ -	0.0%
07171000 047401	NEW RESCUE COMPANY EQUIPMENT	$ 2,158	$ 3,000	$ 3,000	$ 3,000	$ -	0.0%
07171000 047405	NEW PATIENT EQUIPMENT	$ 3,541	$ 5,000	$ 5,000	$ 5,000	$ -	0.0%
07171000 047406	NEW TRAINING EQUIPMENT	$ 1,032	$ 1,500	$ 1,500	$ 1,500	$ -	0.0%
07171000 047407	NEW CPR EQUIPMENT	$ 1,369	$ 1,500	$ 1,500	$ 1,500	$ -	0.0%
07171000 048000	MISCELLANEOUS EXPENSES	$ 1,058	$ 1,000	$ 1,000	$ 1,000	$ -	0.0%
TOTAL EMERGENCY MEDICAL SERVICES		$ 1,325,463.58	$ 1,476,658	$ 1,544,258	$ 1,546,648	$ 69,990	4.7%

TOWN OF SCARBOROUGH
NEXT YEAR / CURRENT YEAR BUDGET ANALYSIS

6/1/2010
3:03 PM

FY 2011 TOWN APPROPRIATION

ACCOUNTS FOR:		2009 ACTUAL	2010 BUDGET	2011 PROPOSED	FY2011 ADOPTED	INC. DEC.	PCT CHANGE
	FIRE SUPPRESSION						
07171200 041111	DEPUTY CHIEF FULL TIME PAY	$ 66,123	$ 65,091	$ 65,091	$ 65,091	$ -	0.0%
07171200 041153	DAYTIME PAY	$ 637,608	$ 674,750	$ 684,054	$ 684,054	$ 9,304	1.4%
07171200 041154 71001	CALL COMPANY PAY	$ 204,293	$ 220,004	$ 195,000	$ 195,000	$ (25,004)	-11.4%
07171200 041154 71002	CALL PAY SNOW REMOVAL	$ 4,062	$ 3,510	$ 3,510	$ 3,510	$ -	0.0%
07171200 041200	FICA	$ 61,390	$ 66,429	$ 64,669	$ 64,669	$ (1,760)	-2.6%
07171200 041205	MEDICARE	$ 14,363	$ 15,537	$ 15,126	$ 15,126	$ (411)	-2.6%
07171200 041210	DENTAL INSURANCE	$ 192	$ 198	$ 206	$ 206	$ 8	4.0%
07171200 041220	LONG TERM DISABILITY INSURANCE	$ 324	$ 326	$ 326	$ 326	$ -	0.0%
07171200 041230	HEALTH INSURANCE	$ 13,522	$ 13,916	$ 14,186	$ 14,186	$ 270	1.9%
07171200 041240	PENSION	$ 10,405	$ 6,510	$ 7,010	$ 7,010	$ 500	7.7%
07171200 041250	RETIREE HEALTH SAVINGS/HOLIDAY PAY	$ -	$ -	$ 4,988	$ 4,988	$ 4,988	100.0%
07171200 041303	TRAINING PAY	$ 92,010	$ 112,750	$ 95,000	$ 95,000	$ (17,750)	-15.7%
07171200 042920 53002	F.T. CLOTHING ALLOWANCE	$ 267	$ 300	$ 300	$ 300	$ -	0.0%
07171200 042920 53099	P.T. CLOTHING ALLOWANCE	$ 4,560	$ 5,000	$ 9,125	$ 9,125	$ 4,125	82.5%
TOTAL FIRE SUPPRESSION		$ 1,109,118	$ 1,184,321	$ 1,158,591	$ 1,158,591	$ (25,730)	-2.2%
	FIRE PREVENTION						
07171300 041150	PART TIME INSPECTOR'S PAY	$ 36,513	$ 36,372	$ 36,372	$ 36,372	$ -	0.0%
07171300 041200	FICA	$ 2,370	$ 2,256	$ 2,256	$ 2,256	$ -	0.0%
07171300 041205	MEDICARE	$ 554	$ 528	$ 528	$ 528	$ -	0.0%
07171300 042920	INSPECTOR'S CLOTHING ALLOWANCE	$ 204	$ 300	$ 300	$ 300	$ -	0.0%
07171300 045800	TRAVEL - VEHICLE EXPENSE / MILEAGE	$ 2,291	$ 2,225	$ 2,225	$ 2,225	$ -	0.0%
07171300 046015	MISCELLANEOUS SUPPLY & MATERIALS	$ 2,380	$ 5,000	$ 5,000	$ 5,000	$ -	0.0%
07171300 046020	SPECIAL PROGRAMS - FIRE INVESTIGATION TE	$ 164	$ 300	$ 300	$ 300	$ -	0.0%
TOTAL FIRE PREVENTION		$ 44,476	$ 46,981	$ 46,981	$ 46,981	$ -	0.0%
TOTAL FIRE DEPARTMENT ALL DIVISIONS		$ 3,076,091	$ 3,308,416	$ 3,324,914	$ 3,333,214	$ 24,798	0.7%

TOWN OF SCARBOROUGH
NEXT YEAR / CURRENT YEAR BUDGET ANALYSIS

6/1/2010
3:03 PM

FY 2011 TOWN APPROPRIATION

ACCOUNTS FOR:		2009 ACTUAL	2010 BUDGET	2011 PROPOSED	FY2011 ADOPTED	INC. DEC.	PCT CHANGE
	POLICE SERVICES						
	ADMINISTRATION						
07255000 041110	ADMIN FULL TIME PAY	$ 83,945	$ 86,381	$ 86,381	$ 86,381	$ -	0.0%
07255000 041111	CAPTAINS PAY	$ 144,949	$ 144,950	$ 144,983	$ 144,983	$ 33	0.0%
07255000 041112	CUSTODIAN PAY	$ 28,872	$ 30,109	$ 30,909	$ 30,909	$ 800	2.7%
07255000 041114	CLERICAL PAY	$ 83,938	$ 85,311	$ 86,945	$ 86,945	$ 1,634	1.9%
07255000 041150	PART TIME PAY	$ 26,999	$ 34,014	$ 58,055	$ 58,055	$ 24,041	70.7%
07255000 041200	FICA	$ 23,662	$ 24,358	$ 24,366	$ 24,366	$ 8	0.0%
07255000 041205	MEDICARE	$ 5,534	$ 5,702	$ 5,702	$ 5,702	$ -	0.0%
07255000 041210	DENTAL INSURANCE	$ 960	$ 990	$ 1,030	$ 1,030	$ 40	4.0%
07255000 041220	LONG TERM DISABILITY INSURANCE	$ 1,698	$ 1,736	$ 1,745	$ 1,745	$ 9	0.5%
07255000 041230	HEALTH INSURANCE	$ 33,711	$ 34,601	$ 35,210	$ 35,210	$ 609	1.8%
07255000 041240	PENSION	$ 32,281	$ 33,226	$ 32,989	$ 32,989	$ (237)	-0.7%
07255000 041250	ADMIN HOLIDAY CASHOUT	$ 8,085	$ 8,100	$ 8,456	$ 8,456	$ 356	4.4%
07255000 041300	ADMIN CLERICAL OT PAY	$ 525	$ 800	$ 800	$ 800	$ -	0.0%
07255000 042910	ADMIN SCHOOL/CONFERENCES	$ 1,259	$ 800	$ 800	$ 800	$ -	0.0%
07255000 042910 72005	F.T. TRAINING COSTS IN-SERVICE	$ 11,202	$ 12,000	$ 16,000	$ 16,000	$ 4,000	33.3%
07255000 042920 50001:3	F.T. CLOTHING ALLOWANCE	$ 2,407	$ 2,400	$ 2,400	$ 2,400	$ -	0.0%
07255000 042930	TUITION REIMBURSEMENT	$ 8,003	$ 5,000	$ 5,000	$ 5,000	$ -	0.0%
07255000 042950	INFECTIOUS DISEASE CONTROL	$ 2,051	$ 1,000	$ 750	$ 750	$ (250)	-25.0%
07255000 043210	RECRUITMENT & TESTING	$ 5,702	$ 1,000	$ 1,000	$ 1,000	$ -	0.0%
07255000 043212	HIRING REIMB	$ 82,614	$ -	$ -	$ -	$ -	100.0%
07255000 043500	PROFESSIONAL DUES	$ 1,220	$ 1,300	$ 1,500	$ 1,500	$ 200	15.4%
07255000 044300	BUILDING MAINTENANCE	$ 11,302	$ 12,000	$ 14,000	$ 14,000	$ 2,000	16.7%
07255000 044310	VEHICLE MAINTENANCE PARTS	$ 36,985	$ 33,000	$ 31,020	$ 31,020	$ (1,980)	-6.0%
07255000 044313	VEHICLE MAINTENANCE LABOR	$ 63,378	$ 58,507	$ 58,507	$ 58,507	$ -	0.0%
07255000 044350	POSTAGE METER	$ 1,300	$ 1,008	$ 1,008	$ 1,008	$ -	0.0%
07255000 044351	HVAC EQUIPMENT MAINTENANCE POLICE	$ 4,952	$ 4,298	$ 4,298	$ 4,298	$ -	0.0%
07255000 044351 77040	HVAC EQUIPMENT MAINTENANCE FIRE	$ 4,207	$ 4,118	$ 4,118	$ 4,118	$ -	0.0%
07255000 044421	COPIERS EQUIPMENT MAINTENANCE	$ 2,033	$ 2,500	$ 3,000	$ 3,000	$ 500	20.0%
07255000 045310	POSTAGE	$ 1,768	$ 1,800	$ 1,800	$ 1,800	$ -	0.0%
07255000 045800	TRAVEL	$ 4,247	$ 3,000	$ 3,000	$ 3,000	$ -	0.0%
07255000 046000	OFFICE SUPPLIES	$ 6,461	$ 6,500	$ 6,500	$ 6,500	$ -	0.0%
07255000 046015	MISCELLANEOUS SUPPLY - PD COMPUTER	$ 4,292	$ 4,500	$ 4,000	$ 4,000	$ (500)	-11.1%
07255000 046029	CUSTODIAL SUPPLIES	$ 4,000	$ 4,000	$ 4,000	$ 4,000	$ -	0.0%
07255000 046210 77050	UTILITIES - GAS	$ 30,402	$ 23,600	$ 29,379	$ 24,579	$ 979	4.1%
07255000 046260	VEHICLE FUEL GAS	$ 67,368	$ 69,046	$ 75,000	$ 75,000	$ 5,954	8.6%
07255000 046261	PROPANE FUEL	$ 1,899	$ -	$ -	$ -	$ -	0.0%
07255000 047420	NEW VEHICLES	$ 94,493	$ 96,000	$ 96,000	$ 96,000	$ -	0.0%
TOTAL ADMINISTRATION		$ 928,704	$ 837,655	$ 880,651	$ 875,851	$ 38,196	4.6%

TOWN OF SCARBOROUGH
NEXT YEAR / CURRENT YEAR BUDGET ANALYSIS

6/1/2010
3:03 PM

FY 2011 TOWN APPROPRIATION

ACCOUNTS FOR:		2009 ACTUAL	2010 BUDGET	2011 PROPOSED	FY2011 ADOPTED	INC. DEC.	PCT CHANGE
	POLICE						
07261110 041150	PART TIME PAY - PINE POINT BEACH	$ 8,729	$ 8,713	$ 8,713	$ 8,713	$ -	0.0%
07261210 041150	PART TIME PAY - HIGGINS BEACH	$ 14,561	$ 14,412	$ 12,213	$ 12,213	$ (2,199)	-15.3%
07270400 041303	FULL TIME TRAINING OVERTIME	$ 26,494	$ 29,000	$ 24,000	$ 24,000	$ (5,000)	-17.2%
07271500 041152	CROSSING GUARD	$ 3,845	$ 3,783	$ 3,783	$ 3,783	$ -	0.0%
07272100 041112	PATROL PAY	$ 1,562,604	$ 1,661,532	$ 1,731,884	$ 1,731,884	$ 70,352	4.2%
07272100 041115	PROPOSED POSITIONS	$ -	$ -	$ -	$ -	$ -	100.0%
07272100 041120	STIPENDS	$ 13,058	$ 13,000	$ 13,000	$ 13,000	$ -	0.0%
07272100 041160	INCENTIVE PAY	$ 24,312	$ 29,244	$ 25,000	$ 25,000	$ (4,244)	-14.5%
07272100 041200	FICA	$ 119,321	$ 125,523	$ 130,911	$ 130,911	$ 5,388	4.3%
07272100 041205	MEDICARE	$ 27,906	$ 29,373	$ 30,636	$ 30,636	$ 1,263	4.3%
07272100 041210	DENTAL INSURANCE	$ 5,046	$ 5,544	$ 5,768	$ 5,768	$ 224	4.0%
07272100 041220	LONG TERM DISABILITY INSURANCE	$ 7,652	$ 8,512	$ 8,860	$ 8,860	$ 348	4.1%
07272100 041230	HEALTH INSURANCE	$ 205,881	$ 227,768	$ 230,158	$ 230,158	$ 2,390	1.0%
07272100 041240	PENSION	$ 166,176	$ 189,300	$ 195,529	$ 195,529	$ 6,229	3.3%
07272100 041250	HOLIDAY CASHOUT	$ 30,740	$ 39,000	$ 39,000	$ 39,000	$ -	0.0%
07272100 041300	OVERTIME PAY	$ 74,482	$ 65,000	$ 101,000	$ 101,000	$ 36,000	55.4%
07272100 041302	COURT OVERTIME PAY	$ 18,295	$ 22,993	$ 12,000	$ 12,000	$ (10,993)	-47.8%
07272100 041305	HIDTA OVERTIME PAY	$ 19,017	$ 15,000	$ 15,000	$ 15,000	$ -	0.0%
07272100 042920 50004:38	F.T. CLOTHING ALLOWANCE	$ 25,685	$ 25,600	$ 25,600	$ 25,600	$ -	0.0%
07272100 047400	NEW EQUIPMENT	$ 6,477	$ 6,514	$ 6,514	$ 6,514	$ -	0.0%
07272100 047400 72001	NEW EQUIPMENT- FIREARMS	$ 2,963	$ 16,445	$ 16,690	$ 16,690	$ 245	1.5%
07272100 047400 72002	EQUIPMENT - VEST REPLACEMENT	$ 4,764	$ 4,000	$ 4,000	$ 4,000	$ -	0.0%
07272100 047400 94018	PD TASERS	$ 1,604	$ 2,714	$ 3,672	$ 3,672	$ 958	35.3%
07272100 047442	EQUIPMENT REPLACEMENT	$ 5,715	$ 5,715	$ 5,715	$ 5,715	$ -	0.0%
TOTAL POLICE		$ 2,375,325	$ 2,548,685	$ 2,649,646	$ 2,649,646	$ 100,961	4.0%

	POLICE SERVICES						
07272120 048100	DARE PROGRAM	$ 7,552	$ 5,780	$ 5,000	$ 5,000	$ (780)	-13.5%
07272140 047400 72000	RADAR - NEW EQUIPMENT	$ 1,483	$ 1,500	$ 1,500	$ 1,500	$ -	0.0%
07272150 048100	COMMUNITY IN HOUSE PROGRAM	$ 2,512	$ 2,500	$ 2,500	$ 2,500	$ -	0.0%
07272150 048100 77080	SCHOOL RESOURCE OFFICER PROGRAM	$ 1,052	$ 2,400	$ 3,225	$ 3,225	$ 825	34.4%
07272160 048100	TACTICAL TEAM	$ 3,618	$ 3,600	$ 2,600	$ 2,600	$ (1,000)	-27.8%
07272210 041300 72020	SM VIOLENT CRIMES TASK FORCE OT	$ -	$ -	$ 16,900	$ 16,900	$ 16,900	100.0%
07272210 044310 72020	SMVCTF VEHICLE MAINTENANCE	$ -	$ -	$ 6,000	$ 6,000	$ 6,000	100.0%
07272210 047400 72020	SMVCTF EQUIPMENT	$ -	$ -	$ 18,300	$ 18,300	$ 18,300	100.0%
07272230 043225	REGIONAL LAB CONTRACTED SERVICE	$ 1,700	$ 14,328	$ 12,510	$ 12,510	$ (1,818)	-12.7%
07272230 046002 72007	LAB ARREST SUPPLIES	$ 1,023	$ 1,000	$ 1,100	$ 1,100	$ 100	10.0%
07272230 046002 72008	LAB EVIDENCE PROCESS	$ 11,039	$ 12,475	$ 12,475	$ 12,475	$ -	0.0%
07272230 046002 72009	LAB DRUG TEST SUPPLY	$ 2,435	$ 3,740	$ 3,740	$ 3,740	$ -	0.0%
07272240 048100	CID VIDEO FORENSICS	$ 4,050	$ 6,000	$ 6,367	$ 6,367	$ 367	6.1%
07272250 048100	ARSON TEAM	$ 961	$ 150	$ 150	$ 150	$ -	0.0%
07272260 048100	POLYGRAPH	$ 2,262	$ 2,550	$ 1,800	$ 1,800	$ (750)	-29.4%
TOTAL POLICE SERVICES		$ 39,688	$ 56,023	$ 94,167	$ 94,167	$ 38,144	68.1%

TOWN OF SCARBOROUGH
NEXT YEAR / CURRENT YEAR BUDGET ANALYSIS

6/1/2010
3:03 PM

FY 2011 TOWN APPROPRIATION

ACCOUNTS FOR:		2009 ACTUAL	2010 BUDGET	2011 PROPOSED	FY2011 ADOPTED	INC. DEC.	PCT CHANGE
	COMMUNICATIONS						
07272300 041112	DISPATCHER'S FULL TIME PAY	$ 401,594	$ 424,535	$ 401,675	$ 401,675	$ (22,860)	-5.4%
07272300 041120	STIPENDS	$ 2,450	$ 2,800	$ 3,500	$ 3,500	$ 700	25.0%
07272300 041150	PART TIME PAY	$ 10,119	$ 16,169	$ 16,169	$ 16,169	$ -	0.0%
07272300 041160	INCENTIVE PAY	$ 3,724	$ 3,848	$ 4,808	$ 4,808	$ 960	24.9%
07272300 041200	FICA	$ 30,622	$ 31,383	$ 29,704	$ 29,704	$ (1,679)	-5.4%
07272300 041205	MEDICARE	$ 7,162	$ 7,347	$ 6,957	$ 6,957	$ (390)	-5.3%
07272300 041210	DENTAL INSURANCE	$ 1,591	$ 1,782	$ 1,648	$ 1,648	$ (134)	-7.5%
07272300 041220	LONG TERM DISABILITY INSURANCE	$ 1,838	$ 2,127	$ 2,014	$ 2,014	$ (113)	-5.3%
07272300 041230	HEALTH INSURANCE	$ 48,506	$ 59,381	$ 58,450	$ 58,450	$ (931)	-1.6%
07272300 041240	PENSION	$ 42,979	$ 44,611	$ 42,104	$ 42,104	$ (2,507)	-5.6%
07272300 041250	HOLIDAY CASHOUT	$ 8,553	$ 9,100	$ 10,128	$ 10,128	$ 1,028	11.3%
07272300 041300	OVERTIME PAY	$ 70,256	$ 50,000	$ 55,000	$ 55,000	$ 5,000	10.0%
07272300 041303	TRAINING OT PAY	$ 7,343	$ 5,000	$ 5,000	$ 5,000	$ -	0.0%
07272300 042910	EMPLOYEE TRAINING COSTS	$ 2,297	$ 4,000	$ 4,000	$ 4,000	$ -	0.0%
07272300 042920 51001:49	CLOTHING ALLOWANCE	$ 4,394	$ 4,950	$ 4,950	$ 4,950	$ -	0.0%
07272300 042930	TUITION REIMBURSEMENT	$ 2,712	$ 750	$ 750	$ 750	$ -	0.0%
07272300 043210	RECRUITMENT	$ 1,352	$ 1,500	$ 1,500	$ 1,500	$ -	0.0%
07272300 044320	MISC MAINT/REPAIR	$ 990	$ 1,000	$ 1,000	$ 1,000	$ -	0.0%
07272300 044340	HARDWARE MAINT	$ 990	$ 4,000	$ 3,000	$ 3,000	$ (1,000)	-25.0%
07272300 044345	SOFTWARE MAINT	$ 5,141	$ 6,639	$ 6,000	$ 6,000	$ (639)	-9.6%
07272300 044352 77020:7	Radio Maint - CS-PD-DISPATCH-FIRE-MRO-DPW	$ 16,716	$ 26,000	$ 23,800	$ 23,800	$ (2,200)	-8.5%
07272300 045300 77050:51	CELL PHONES - PD - DISPATCH	$ 13,870	$ 13,900	$ 13,900	$ 13,900	$ -	0.0%
07272300 045301 77050	INTERNET CRIME	$ 505	$ 579	$ 1,000	$ 1,000	$ 421	72.7%
07272300 045302 77040:51	LONG DISTANCE - PD - FIRE - DISPATCH	$ 5,947	$ 960	$ 960	$ 960	$ -	0.0%
07272300 045303	MOBILE DATA	$ 8,615	$ 8,280	$ 8,280	$ 8,280	$ -	0.0%
07272300 045304 77040:51	LOCAL - PD - FIRE - DISPATCH	$ 6,280	$ 11,160	$ 11,160	$ 11,160	$ -	0.0%
07272300 045305 77050:51	PAGERS -PD	$ 2,987	$ 1,040	$ 1,040	$ 1,040	$ -	0.0%
07272300 045307 77051	TEL PSAP	$ 530	$ 650	$ 650	$ 650	$ -	0.0%
07272300 045308 77051	TEL DMV	$ 2,145	$ 2,145	$ 2,145	$ 2,145	$ -	0.0%
07272300 045309 77051	TEL PAYPHONE	$ 361	$ -	$ -	$ -	$ -	100.0%
07272300 046000	OFFICE SUPPLY	$ 4,116	$ 4,000	$ 4,000	$ 4,000	$ -	0.0%
07272300 046015	MISC. SUPPLY (disp computer)	$ 467	$ 1,500	$ 1,500	$ 1,500	$ -	0.0%
12729300 041112 79427	CRIME ANALYSIS (JAG GRANT) PAY	$ -	$ -	$ 37,522	$ 37,522	$ 37,522	100.0%
12729300 041299 79427	CRIME ANALYSIS (JAG GRANT) BENEFITS	$ -	$ -	$ 10,298	$ 10,298	$ 10,298	100.0%
TOTAL COMMUNICATIONS		$ 717,152	$ 751,136	$ 774,612	$ 774,612	$ 23,476	3.1%

TOWN OF SCARBOROUGH
NEXT YEAR / CURRENT YEAR BUDGET ANALYSIS

6/1/2010
3:03 PM

FY 2011 TOWN APPROPRIATION

ACCOUNTS FOR:		2009 ACTUAL	2010 BUDGET	2011 PROPOSED	FY2011 ADOPTED	INC. DEC.	PCT CHANGE
	MARINE RESOURCES						
07272400 041112	MRO FULL TIME PAY	$ 46,489	$ 46,570	$ 47,628	$ 47,628	$ 1,058	2.3%
07272400 041150	PART TIME PAY	$ 5,355	$ 10,597	$ 5,298	$ 5,298	$ (5,299)	-50.0%
07272400 041200	FICA	$ 3,571	$ 3,826	$ 3,630	$ 3,630	$ (196)	-5.1%
07272400 041205	MEDICARE	$ 835	$ 896	$ 849	$ 849	$ (47)	-5.2%
07272400 041210	DENTAL INSURANCE	$ 184	$ 198	$ 206	$ 206	$ 8	4.0%
07272400 041220	LONG TERM DISABILITY	$ 228	$ 233	$ 239	$ 239	$ 6	2.6%
07272400 041230	HEALTH INSURANCE	$ 1,681	$ 1,697	$ 1,702	$ 1,702	$ 5	0.3%
07272400 041240	PENSION	$ 5,101	$ 4,932	$ 5,152	$ 5,152	$ 220	4.5%
07272400 041250	HOLIDAY CASH OUT	$ 1,229	$ 1,230	$ 2,373	$ 1,277	$ 47	3.8%
07272400 042910	EMPLOYEE TRAINING	$ 1,142	$ 1,290	$ 800	$ 800	$ (490)	-38.0%
07272400 042920	CLOTHING	$ 846	$ 800	$ 800	$ 800	$ -	0.0%
07272400 043226	TOWING STORAGE	$ -	$ 300	$ 200	$ 200	$ (100)	-33.3%
07272400 044310	VEHICLE PARTS	$ 583	$ 600	$ 564	$ 564	$ (36)	-6.0%
07272400 044313	VEHICLE LABOR	$ 1,205	$ 1,000	$ 1,000	$ 1,000	$ -	0.0%
07272400 044351	EQUIPMENT MAINT	$ 700	$ 500	$ 500	$ 500	$ -	0.0%
07272400 045300	MRO CELLULAR	$ 663	$ 420	$ 420	$ 420	$ -	0.0%
07272400 045302	MRO TELEPHONES	$ 511	$ 100	$ 100	$ 100	$ -	0.0%
07272400 045304	MRO PAGER	$ -	$ 375	$ 375	$ 375	$ -	0.0%
07272400 046000	OFFICE SUPPLY	$ 60	$ 300	$ 300	$ 300	$ -	0.0%
07272400 046015	MISC SUPPLY	$ 2,211	$ 2,000	$ 1,000	$ 1,000	$ (1,000)	-50.0%
07272400 046260	MRO VEHICLE FUEL	$ 3,872	$ 4,242	$ 4,242	$ 4,242	$ -	0.0%
07272400 046500	CLAM SEEDS	$ 8,435	$ 2,500	$ 2,000	$ 2,000	$ (500)	-20.0%
07272400 047400	NEW EQUIPMENT	$ 1,766	$ 2,000	$ 1,250	$ 1,250	$ (750)	-37.5%
07272400 048000	MISC EXPENSE	$ 365	$ 300	$ 300	$ 300	$ -	0.0%
TOTAL MARINE RESOURCES		$ 87,031	$ 86,906	$ 80,928	$ 79,832	$ (7,074)	-8.1%

	FIRE/POLICE						
07272500 041120	STIPENDS (VEHICLES)	$ 3,000	$ 3,600	$ 3,600	$ 3,600	$ -	0.0%
07272500 041121	SPECIALTY STIPENDS	$ 625	$ 625	$ 625	$ 625	$ -	0.0%
07272500 041150	PART TIME PAY	$ 6,018	$ 10,260	$ 10,260	$ 10,260	$ -	0.0%
07272500 041200	FICA	$ 626	$ 900	$ 900	$ 900	$ -	0.0%
07272500 041205	MEDICARE	$ 146	$ 212	$ 212	$ 212	$ -	0.0%
07272500 042920	CLOTHING	$ 87	$ 850	$ 850	$ 850	$ -	0.0%
07272500 044320	MISC. MAINT	$ -	$ 80	$ 80	$ 80	$ -	0.0%
07272500 046015	MISC. SUPPLY	$ -	$ 100	$ 100	$ 100	$ -	0.0%
07272500 047400	NEW EQUIPMENT	$ 492	$ 525	$ 525	$ 525	$ -	0.0%
TOTAL FIRE/POLICE		$ 10,994	$ 17,152	$ 17,152	$ 17,152	$ -	0.0%

FY 2011 TOWN APPROPRIATION

ACCOUNTS FOR:		2009 ACTUAL	2010 BUDGET	2011 PROPOSED	FY2011 ADOPTED	INC. DEC.	PCT CHANGE
	POLICE SPECIAL ASSIGNMENTS						
07272600 041150	PART TIME PAY	$ 2,117	$ 5,500	$ 3,500	$ 3,500	$ (2,000)	-36.4%
07272600 041301	FULL TIME SPECIAL POLICE OT PAY	$ 62,955	$ 78,439	$ 80,439	$ 80,439	$ 2,000	2.5%
TOTAL POLICE SPECIAL ASSIGNMENTS		$ 65,072	$ 83,939	$ 83,939	$ 83,939	$ -	0.0%
	ANIMAL CONTROL						
07272700 041112	ANIMAL CONTROL OFFICER PAY	$ 37,184	$ 37,668	$ 37,668	$ 37,668	$ -	0.0%
07272700 041300	ACO OVERTIME PAY	$ 81	$ 500	$ 250	$ 250	$ (250)	-50.0%
07272700 042920 50029	CLOTHING ALLOWANCE	$ 394	$ 400	$ 400	$ 400	$ -	0.0%
07272700 043225	ANIMAL REFUGE LEAGUE CONTRACT	$ 22,656	$ 22,776	$ 23,246	$ 23,246	$ 470	2.1%
07272700 048100	ACO PROGRAM COSTS	$ 674	$ 900	$ 900	$ 900	$ -	0.0%
TOTAL ANIMAL CONTROL		$ 60,989	$ 62,244	$ 62,464	$ 62,464	$ 220	0.4%
	PATROL						
07272810 048100	MOTORCYCLE IN HOUSE	$ 4,794	$ 7,395	$ 3,765	$ 3,765	$ (3,630)	-49.1%
07272830 048100	K9 EQUIPMENT IN HOUSE	$ 4,598	$ 4,080	$ 3,670	$ 3,670	$ (410)	-10.0%
TOTAL PATROL		$ 9,392	$ 11,475	$ 7,435	$ 7,435	$ (4,040)	-35.2%
	RESERVE OFFICERS						
07272900 041150	PART TIME PAY	$ 10,214	$ 10,250	$ 10,250	$ 10,250	$ -	0.0%
07272900 041155	PROUTS NECK RESERVE OFFICER PAY	$ 8,063	$ 33,507	$ 33,507	$ 33,507	$ -	0.0%
07272900 041158	PROUTS NECK SUPERVISOR PAY	$ 7,757	$ 25,051	$ 25,051	$ 25,051	$ -	0.0%
07272900 042910	EMPLOYEE TRAINING	$ 876	$ 1,000	$ 1,000	$ 1,000	$ -	0.0%
07272900 046020	PROUTS NECK PROGRAM EXPENSES	$ -	$ 2,863	$ 2,863	$ 2,863	$ -	0.0%
07272900 047400	NEW EQUIPMENT	$ 1,981	$ 4,000	$ 4,000	$ 4,000	$ -	0.0%
TOTAL RESERVE OFFICERS		$ 28,892	$ 76,671	$ 76,671	$ 76,671	$ -	0.0%
TOTAL POLICE SERVICES ALL DIVISIONS		$ 4,323,237	$ 4,531,886	$ 4,727,665	$ 4,721,769	$ 189,883	4.2%

TOWN OF SCARBOROUGH
NEXT YEAR / CURRENT YEAR BUDGET ANALYSIS

6/1/2010
3:03 PM

FY 2011 TOWN APPROPRIATION

ACCOUNTS FOR:		2009 ACTUAL	2010 BUDGET	2011 PROPOSED	FY2011 ADOPTED	INC. DEC.	PCT CHANGE
	PUBLIC WORKS						
	ADMINISTRATION						
08155000 041110	ADMIN. FULL TIME PAY	$ 76,814	$ 78,259	$ 78,259	$ 78,259	$ -	0.0%
08155000 041111	DEPUTY DIRECTOR and BENEFITS	$ -	$ -	$ 61,972	$ 61,972	$ 61,972	100.0%
08155000 041114	CLERICAL FULL TIME PAY	$ 81,246	$ 84,625	$ 84,753	$ 84,753	$ 128	0.2%
08155000 041200	FICA	$ 11,000	$ 10,470	$ 14,218	$ 14,218	$ 3,748	35.8%
08155000 041205	MEDICARE	$ 2,573	$ 2,450	$ 3,327	$ 3,327	$ 877	35.8%
08155000 041210	DENTAL INSURANCE	$ 576	$ 594	$ 824	$ 824	$ 230	38.7%
08155000 041220	LONG TERM DISABILITY INSURANCE	$ 804	$ 817	$ 1,127	$ 1,127	$ 310	37.9%
08155000 041230	HEALTH INSURANCE	$ 15,476	$ 15,927	$ 25,010	$ 25,010	$ 9,083	57.0%
08155000 041240	PENSION	$ 17,464	$ 16,531	$ 22,742	$ 22,742	$ 6,211	37.6%
08155000 041300	OVERTIME PAY	$ 7,656	$ 2,400	$ 2,400	$ 2,400	$ -	0.0%
08155000 042910	EMPLOYEE TRAINING	$ 65	$ 1,000	$ 500	$ 500	$ (500)	-50.0%
08155000 043225	CONTRACTED SERVICES	$ 4,389	$ 3,500	$ 4,500	$ 4,500	$ 1,000	28.6%
08155000 043500	PROFESSIONAL DUES	$ 515	$ 600	$ 600	$ 600	$ -	0.0%
08155000 044100	UTILITY SEWER	$ 3,819	$ 2,700	$ 3,900	$ 3,900	$ 1,200	44.4%
08155000 044110	UTILITY WATER	$ 2,012	$ 2,000	$ 1,900	$ 1,900	$ (100)	-5.0%
08155000 044300	BUILDING MAINTENANCE & REPAIRS	$ 38,658	$ 35,000	$ 38,000	$ 38,000	$ 3,000	8.6%
08155000 044350	OFFICE EQUIPMENT MAINTENANCE	$ 760	$ 1,500	$ 1,000	$ 1,000	$ (500)	-33.3%
08155000 045304	TELEPHONES	$ 5,771	$ 7,100	$ 7,100	$ 7,100	$ -	0.0%
08155000 045310	POSTAGE	$ 478	$ 700	$ 600	$ 600	$ (100)	-14.3%
08155000 045400	ADVERTISEMENTS	$ 462	$ 500	$ 800	$ 800	$ 300	60.0%
08155000 045800	TRAVEL	$ 507	$ 400	$ 400	$ 400	$ -	0.0%
08155000 046000	OFFICE SUPPLIES	$ 5,740	$ 6,760	$ 6,760	$ 6,760	$ -	0.0%
08155000 046015	MISCELLANEOUS SUPPLY	$ 539	$ 1,000	$ 1,000	$ 1,000	$ -	0.0%
08155000 046029	CUSTODIAL SUPPLIES	$ 2,468	$ 3,000	$ 3,000	$ 3,000	$ -	0.0%
08155000 046210	UTILITY - GAS	$ 28,850	$ 27,000	$ 28,400	$ 23,450	$ (3,550)	-13.1%
08155000 046220	UTILITY - ELECTRICITY	$ 45,755	$ 40,000	$ 44,640	$ 44,640	$ 4,640	11.6%
08155000 046400	BOOKS	$ 138	$ 100	$ 100	$ 100	$ -	0.0%
08155000 047400	NEW EQUIPMENT	$ -	$ 1,700	$ 500	$ 500	$ (1,200)	-70.6%
TOTAL ADMINISTRATION		$ 354,534	$ 346,633	$ 438,332	$ 433,382	$ 86,749	25.0%

TOWN OF SCARBOROUGH
NEXT YEAR / CURRENT YEAR BUDGET ANALYSIS

6/1/2010
3:03 PM

FY 2011 TOWN APPROPRIATION

ACCOUNTS FOR:		2009 ACTUAL	2010 BUDGET	2011 PROPOSED	FY2011 ADOPTED	INC. DEC.	PCT CHANGE
	GIS/ENGINEERING						
08157100 041112	GIS COORDINATOR	$ 53,823	$ 55,124	$ 55,124	$ 55,124	$ -	0.0%
08157100 041150	PART TIME PAY	$ 9,053	$ 9,000	$ -	$ -	$ (9,000)	-100.0%
08157100 041200	FICA	$ 4,011	$ 3,996	$ 3,510	$ 3,510	$ (486)	-12.2%
08157100 041205	MEDICARE	$ 938	$ 935	$ 821	$ 821	$ (114)	-12.2%
08157100 041210	DENTAL INSURANCE	$ 192	$ 198	$ 206	$ 206	$ 8	4.0%
08157100 041220	LONG TERM DISABILITY INSURANCE	$ 272	$ 276	$ 276	$ 276	$ -	0.0%
08157100 041230	HEALTH INSURANCE	$ 5,159	$ 5,309	$ 5,412	$ 5,412	$ 103	1.9%
08157100 041240	PENSION	$ 5,468	$ 5,513	$ 5,513	$ 5,513	$ -	0.0%
08157100 042910	EMPLOYEE TRAINING	$ 1,086	$ 2,500	$ 2,500	$ 2,500	$ -	0.0%
08157100 043225	GIS MAPPING	$ 604	$ 11,000	$ 11,000	$ 11,000	$ -	0.0%
08157100 043400	ENGINEERING	$ 2,786	$ 4,000	$ 4,000	$ 4,000	$ -	0.0%
08157100 043440	SURVEYING	$ 6,157	$ 9,000	$ 9,000	$ 9,000	$ -	0.0%
08157100 043500	PROFESSIONAL DUES	$ 135	$ 300	$ 300	$ 300	$ -	0.0%
08157100 045304	TELEPHONES	$ 240	$ -	$ -	$ -	$ -	100.0%
08157100 045800	TRAVEL	$ 556	$ 200	$ 200	$ 200	$ -	0.0%
08157100 046015	MISCELLANEOUS SUPPLY	$ 538	$ 2,000	$ 2,000	$ 2,000	$ -	0.0%
08157100 046400	BOOKS	$ -	$ 100	$ 100	$ 100	$ -	0.0%
TOTAL GIS/ENGINEERING		$ 91,019	$ 109,451	$ 99,962	$ 99,962	$ (9,489)	-8.7%

	PIERS, WHARVES, FLOATS, BOAT LAUNCH						
08161300 044190	WATERFRONT	$ -	$ 1,000	$ 1,000	$ 1,000	$ -	0.0%
TOTAL PIERS, WHARVES, FLOATS, BOAT LAUNCH		$ -	$ 1,000	$ 1,000	$ 1,000	$ -	0.0%

TOWN OF SCARBOROUGH
NEXT YEAR / CURRENT YEAR BUDGET ANALYSIS

6/1/2010
3:03 PM

FY 2011 TOWN APPROPRIATION

ACCOUNTS FOR:		2009 ACTUAL	2010 BUDGET	2011 PROPOSED	FY2011 ADOPTED	INC. DEC.	PCT CHANGE
	PUBLIC WORKS OPERATIONS						
08181000 041111	FOREMAN FULL TIME PAY	$ 57,222	$ 58,945	$ 45,832	$ 45,832	$ (13,113)	-22.2%
08181000 041112	STAFF FULL TIME PAY	$ 656,384	$ 703,890	$ 617,621	$ 617,621	$ (86,269)	-12.3%
08181000 041120	STIPENDS	$ 3,994	$ 4,150	$ 4,150	$ 4,150	$ -	0.0%
08181000 041150	PART TIME PAY	$ 12,583	$ 10,403	$ 10,403	$ 10,403	$ -	0.0%
08181000 041200	FICA	$ 52,144	$ 53,133	$ 50,543	$ 50,543	$ (2,590)	-4.9%
08181000 041205	MEDICARE	$ 12,195	$ 12,435	$ 11,830	$ 11,830	$ (605)	-4.9%
08181000 041210	DENTAL INSURANCE	$ 2,953	$ 2,970	$ 2,884	$ 2,884	$ (86)	-2.9%
08181000 041220	LONG TERM DISABILITY INSURANCE	$ 3,580	$ 3,824	$ 3,622	$ 3,622	$ (202)	-5.3%
08181000 041230	HEALTH INSURANCE	$ 133,390	$ 140,501	$ 134,452	$ 134,452	$ (6,049)	-4.3%
08181000 041240	PENSION	$ 69,708	$ 73,627	$ 70,555	$ 70,555	$ (3,072)	-4.2%
08181000 041300	OVERTIME PAY	$ 81,734	$ 106,111	$ 106,111	$ 106,111	$ -	0.0%
08181000 042910	EMPLOYEE TRAINING	$ 1,065	$ 1,000	$ 1,000	$ 1,000	$ -	0.0%
08181000 042920	CLOTHING ALLOWANCE	$ 10,989	$ 8,565	$ 11,000	$ 11,000	$ 2,435	28.4%
08181000 042950	MEDICAL EXPENDITURES (IDC)	$ 2,359	$ 1,500	$ 2,400	$ 2,400	$ 900	60.0%
08181000 043225	CONTRACTED SERVICES	$ 81,349	$ 80,000	$ 80,000	$ 80,000	$ -	0.0%
08181000 044238	WINTER SALT	$ 141,128	$ 170,000	$ 170,000	$ 160,000	$ (10,000)	-5.9%
08181000 044240	WINTER SAND	$ 13,280	$ 22,000	$ 22,000	$ 22,000	$ -	0.0%
08181000 044243	CALCIUM CHLORIDE	$ 3,664	$ 3,978	$ 3,000	$ 3,000	$ (978)	-24.6%
08181000 044248	GRAVEL	$ 20,517	$ 20,000	$ 20,000	$ 20,000	$ -	0.0%
08181000 044260	ROADSIDE MOWING	$ 25,031	$ 22,000	$ 26,000	$ 26,000	$ 4,000	18.2%
08181000 044270	STREET SIGNS	$ 16,603	$ 10,250	$ 10,250	$ 10,250	$ -	0.0%
08181000 044275	COLD PATCH	$ 3,149	$ 3,000	$ 3,000	$ 3,000	$ -	0.0%
08181000 044278	STREET STRIPING	$ 35,636	$ 57,000	$ 57,000	$ 57,000	$ -	0.0%
08181000 044280	ASPHALT PAVING	$ 122,717	$ 193,095	$ 193,095	$ 193,095	$ -	0.0%
08181000 044281	ROAD MAINTENANCE	$ 4,495	$ 6,461	$ 6,460	$ 6,460	$ (1)	0.0%
08181000 044283	CULVERTS	$ 6,836	$ 6,461	$ 6,460	$ 6,460	$ (1)	0.0%
08181000 044310	VEHICLE MAINTENANCE PARTS	$ 75,269	$ 90,000	$ 84,600	$ 84,600	$ (5,400)	-6.0%
08181000 044313	VEHICLE MAINTENANCE LABOR	$ 129,518	$ 100,000	$ 100,000	$ 100,000	$ -	0.0%
08181000 044321	SMALL TOOL REPAIR	$ 423	$ 400	$ 200	$ 200	$ (200)	-50.0%
08181000 045304	TELEPHONES	$ 2,471	$ -	$ -	$ -	$ -	100.0%
08181000 045800	TRAVEL	$ 6	$ 100	$ 100	$ 100	$ -	0.0%
08181000 046015	MISCELLANEOUS SUPPLIES	$ 11,081	$ 8,078	$ 8,000	$ 8,000	$ (78)	-1.0%
08181000 046052	CUTTING EDGES	$ 23,344	$ 25,000	$ 25,000	$ 25,000	$ -	0.0%
08181000 046260	VEHICLE FUEL GAS	$ 95,702	$ 99,235	$ 115,000	$ 115,000	$ 15,765	15.9%
08181000 046261	PROPANE FUEL	$ 1,456	$ 1,000	$ 2,000	$ 2,000	$ 1,000	100.0%
08181000 046270	BIODIESEL	$ -	$ 1,000	$ -	$ -	$ (1,000)	-100.0%
08181000 047411	NEW TOOLS	$ 9,619	$ 8,000	$ 1,000	$ 1,000	$ (7,000)	-87.5%
TOTAL OPERATIONS		$ 1,923,596	$ 2,108,112	$ 2,005,568	$ 1,995,568	$ (112,544)	-5.3%

TOWN OF SCARBOROUGH
NEXT YEAR / CURRENT YEAR BUDGET ANALYSIS

6/1/2010
3:03 PM

FY 2011 TOWN APPROPRIATION

ACCOUNTS FOR:		2009 ACTUAL	2010 BUDGET	2011 PROPOSED	FY2011 ADOPTED	INC. DEC.	PCT CHANGE
	PUBLIC WORKS VEHICLE MAINTENANCE						
08181200 041111	MANAGER FULL TIME PAY	$ 63,790	$ 63,852	$ -	$ -	$ (63,852)	-100.0%
08181200 041112	STAFF FULL TIME PAY	$ 423,864	$ 423,016	$ 375,354	$ 375,354	$ (47,662)	-11.3%
08181200 041120	STIPENDS	$ 4,310	$ 4,580	$ 4,580	$ 4,580	$ -	0.0%
08181200 041200	FICA	$ 31,337	$ 31,766	$ 24,660	$ 24,660	$ (7,106)	-22.4%
08181200 041205	MEDICARE	$ 7,329	$ 7,434	$ 5,771	$ 5,771	$ (1,663)	-22.4%
08181200 041210	DENTAL INSURANCE	$ 1,920	$ 1,980	$ 1,648	$ 1,648	$ (332)	-16.8%
08181200 041220	LONG TERM DISABILITY INSURANCE	$ 2,412	$ 2,440	$ 1,877	$ 1,877	$ (563)	-23.1%
08181200 041230	HEALTH INSURANCE	$ 66,833	$ 67,958	$ 55,090	$ 55,090	$ (12,868)	-18.9%
08181200 041240	PENSION	$ 39,407	$ 40,947	$ 33,437	$ 33,437	$ (7,510)	-18.3%
08181200 041300	OVERTIME PAY	$ 23,536	$ 25,000	$ 25,000	$ 25,000	$ -	0.0%
08181200 042910	EMPLOYEE TRAINING	$ 205	$ 2,000	$ 1,000	$ 1,000	$ (1,000)	-50.0%
08181200 042920	CLOTHING ALLOWANCE	$ 8,007	$ 5,750	$ 5,750	$ 5,750	$ -	0.0%
08181200 042950	MEDICAL EXPENDITURES (IDC)	$ 1,495	$ 900	$ 900	$ 900	$ -	0.0%
08181200 044218	HAZARDOUS WASTE DISPOSAL	$ 2,402	$ 4,500	$ 3,000	$ 3,000	$ (1,500)	-33.3%
08181200 044316	FUEL ISLAND REPAIRS	$ 3,854	$ 12,000	$ 12,000	$ 12,000	$ -	0.0%
08181200 044317	PROPANE STATION	$ -	$ 500	$ 200	$ 200	$ (300)	-60.0%
08181200 044318	BIOSTATION	$ 1,511	$ 500	$ -	$ -	$ (500)	-100.0%
08181200 044320	MISCELLANEOUS MAINTENANCE	$ 4,283	$ 4,700	$ 4,500	$ 4,500	$ (200)	-4.3%
08181200 044321	SMALL TOOL REPAIRS	$ 2,206	$ 1,500	$ 1,500	$ 1,500	$ -	0.0%
08181200 045304	TELEPHONES	$ 1,125	$ -	$ -	$ -	$ -	100.0%
08181200 045800	TRAVEL	$ 176	$ 100	$ 100	$ 100	$ -	0.0%
08181200 046005	WELDING SUPPLIES	$ 3,828	$ 4,000	$ 4,000	$ 4,000	$ -	0.0%
08181200 046032	UBI OVERHEAD	$ -	$ -	$ 25,000	$ 25,000	$ 25,000	100.0%
08181200 046032	PARTS/SERVICE	$ 163,188	$ 141,878	$ 133,572	$ 137,297	$ (4,581)	-3.2%
08181200 046033	STOCK ROOM	$ 149,088	$ 151,552	$ 142,679	$ 146,658	$ (4,894)	-3.2%
08181200 046034	SHOP SUPPLIES	$ 19,805	$ 29,020	$ 27,322	$ 28,084	$ (936)	-3.2%
08181200 046260	VEHICLE FUEL GAS	$ 399,454	$ 466,768	$ 481,193	$ 481,193	$ 14,425	3.1%
08181200 046261	PROPANE FUEL	$ 6,231	$ 1,000	$ 2,000	$ 2,000	$ 1,000	100.0%
08181200 046270	BIODIESEL	$ 17,091	$ 1,000	$ -	$ -	$ (1,000)	-100.0%
08181200 047400	NEW EQUIPMENT	$ 9,098	$ 8,000	$ 3,000	$ 3,000	$ (5,000)	-62.5%
08181200 047460	NEW STEEL	$ 2,549	$ 4,000	$ 3,000	$ 3,000	$ (1,000)	-25.0%
			$ -				
TOTAL VEHICLE MAINTENANCE		$ 1,460,334	$ 1,508,641	$ 1,378,133	$ 1,386,599	$ (122,042)	-8.1%

TOWN OF SCARBOROUGH
NEXT YEAR / CURRENT YEAR BUDGET ANALYSIS

6/1/2010
3:03 PM

FY 2011 TOWN APPROPRIATION

ACCOUNTS FOR:		2009 ACTUAL	2010 BUDGET	2011 PROPOSED	FY2011 ADOPTED	INC. DEC.	PCT CHANGE
	SOLID WASTE PROGRAM						
08181300 044205	HOLMES ROAD SITE MAINTENANCE	$ 13,587	$ 18,900	$ 14,000	$ 14,000	$ (4,900)	-25.9%
08181320 043225	CONTRACTUAL SERVICES	$ 34,250	$ 34,821	$ 34,821	$ 34,821	$ -	0.0%
08181320 043232	CURBSIDE RECYCLING	$ 330,650	$ 343,187	$ 355,199	$ 355,199	$ 12,012	3.5%
08181320 044220	COMMERCIAL RECYCLING	$ 70,771	$ 69,996	$ 71,256	$ 71,256	$ 1,260	1.8%
08181320 044223	RECYCLING BINS	$ 52,275	$ 66,300	$ 55,165	$ 55,165	$ (11,135)	-16.8%
08181320 045321	PUBLIC INFORMATION/EDUCATION	$ 5,336	$ 5,000	$ 2,000	$ 2,000	$ (3,000)	-60.0%
08181320 047418	AUTOMATED RECYCLING CONTAINERS	$ 8	$ 1,000	$ 1,000	$ 1,000	$ -	0.0%
08181330 044210	ecomaine ASSESSMENT	$ 515,805	$ 508,315	$ 515,800	$ 515,800	$ 7,485	1.5%
08181330 044213	ecomaine MAINE TIPPING FEE	$ 473,954	$ 485,000	$ 475,200	$ 475,200	$ (9,800)	-2.0%
08181330 044215	REFUSE COLLECTION CONTRACT - CURBSIDE	$ 330,758	$ 343,187	$ 355,199	$ 355,199	$ 12,012	3.5%
08181330 044217	MISCELLANEOUS SOLID WASTE DISPOSAL	$ 10,461	$ 8,000	$ 11,000	$ 11,000	$ 3,000	37.5%
08181330 044218	HOUSEHOLD HAZARDOUS COLLECTION	$ 18,472	$ 20,000	$ 20,000	$ 20,000	$ -	0.0%
08181330 044219	LARGE ITEM DROP OFFS	$ 62,799	$ 41,200	$ -	$ -	$ (41,200)	-100.0%
TOTAL SOLID WASTE PROGRAM		$ 1,919,127	$ 1,944,906	$ 1,910,640	$ 1,910,640	$ (34,266)	-1.8%
	DUNSTAN & SCARBOROUGH MEMORIAL CEMETERY						
08181460 043225	CONTRACTED SERVICES - DUNSTAN	$ 6,774	$ 7,000	$ 7,000	$ 7,000	$ -	0.0%
08181460 044110	UTILITY WATER - DUNSTAN	$ 229	$ 175	$ 175	$ 175	$ -	0.0%
08181460 044320	MISC. MAINTENANCE - DUNSTAN	$ 1,000	$ 500	$ 500	$ 500	$ -	0.0%
08181470 043225	CONTRACTED SERVICES - SCAR. MEMORIAL	$ 9,516	$ 10,300	$ 10,300	$ 10,300	$ -	0.0%
08181470 044320	MISC. MAINT. - SCARBOROUGH MEMORIAL	$ 721	$ 1,050	$ 1,050	$ 1,050	$ -	0.0%
TOTAL CEMETERY CARE		$ 18,240	$ 19,025	$ 19,025	$ 19,025	$ -	0.0%
	MEMORIAL ACCOUNTS						
08181500 044110 78007	UTILITY - WATER HUNNEWELL HOUSE	$ 192	$ 150	$ 150	$ 150	$ -	0.0%
08181500 044320 78004	MISC. MAINT. AMERICAN LEGION	$ 1,538	$ 1,500	$ 900	$ 900	$ (600)	-40.0%
08181500 044320 78005	MISC. MAINT. DUNSTAN MONUMENT	$ 3,400	$ 1,158	$ 1,158	$ 1,158	$ -	0.0%
08181500 044320 78006	MISC. MAINT. BLACK POINT CEMETERY	$ 2,842	$ 2,843	$ 2,843	$ 2,843	$ -	0.0%
08181500 044320 78007	MISC. MAINT. HUNNEWELL HOUSE	$ 1,628	$ 3,700	$ 3,700	$ 3,700	$ -	0.0%
08181500 046220 78007	UTILITY ELECTRICAL - HUNNEWELL HOUSE	$ -	$ 100	$ 100	$ 100	$ -	0.0%
TOTAL MEMORIAL ACCOUNTS		$ 9,600	$ 9,451	$ 8,851	$ 8,851	$ (600)	-6.3%
	SHADE TREES						
08181600 044265	TREE PLANTING	$ 2,286	$ 4,500	$ 3,000	$ 3,000	$ (1,500)	-33.3%
08181600 044268	TREE REMOVAL	$ 16,438	$ 20,000	$ 15,000	$ 15,000	$ (5,000)	-25.0%
TOTAL SHADE TREES		$ 18,723	$ 24,500	$ 18,000	$ 18,000	$ (6,500)	-26.5%

TOWN OF SCARBOROUGH
NEXT YEAR / CURRENT YEAR BUDGET ANALYSIS

6/1/2010
3:03 PM

FY 2011 TOWN APPROPRIATION

ACCOUNTS FOR:		2009 ACTUAL	2010 BUDGET	2011 PROPOSED	FY2011 ADOPTED	INC. DEC.	PCT CHANGE
	SPECIAL PROJECTS						
08181720 043225	NPDES - CONTRACTUAL SERVICES	$ 7,930	$ 8,500	$ 8,500	$ 8,500	$ -	0.0%
TOTAL SPECIAL PROJECTS		$ 7,930	$ 8,500	$ 8,500	$ 8,500	$ -	0.0%
	STREET LIGHTS						
08182000 046221	UTILITY - CMP EXP. FOR STREET LIGHTS	$ 158,068	$ 158,500	$ 160,000	$ 160,000	$ 1,500	0.9%
08182000 047400	NEW EQUIPMENT/REPAIR STREET LIGHTS	$ 2,716	$ 1,000	$ 1,000	$ 1,000	$ -	0.0%
TOTAL STREET LIGHTS		$ 160,784	$ 159,500	$ 161,000	$ 161,000	$ 1,500	0.9%
	TRAFFIC SIGNALS						
08182100 041150	PART TIME PAY	$ 288	$ 523	$ 523	$ 523	$ -	0.0%
08182100 041200	FICA	$ -	$ 33	$ 33	$ 33	$ -	0.0%
08182100 041205	MEDICARE	$ -	$ 8	$ 8	$ 8	$ -	0.0%
08182100 043225 77076	MALL TRAFFIC	$ 13,430	$ 15,000	$ 15,000	$ 15,000	$ -	0.0%
08182100 043500	PROFESSIONAL DUES	$ 70	$ 70	$ 70	$ 70	$ -	0.0%
08182100 044284	OVERHEAD STREET SIGN MAINTENANCE	$ 436	$ 3,000	$ 3,000	$ 3,000	$ -	0.0%
08182100 044302	MUNICIPAL FIRE ALARM MAINTENANCE	$ 21,348	$ 22,500	$ 22,500	$ 22,500	$ -	0.0%
08182100 044310	VEHICLE MAINT. PARTS	$ 1,538	$ 3,600	$ 3,384	$ 3,384	$ (216)	-6.0%
08182100 044351	DEPT. EQUIPMENT MAINTENANCE	$ 34,574	$ 30,000	$ 30,000	$ 30,000	$ -	0.0%
08182100 044353	OTHER EQUIP. MAINTENANCE	$ 3,112	$ 2,800	$ 2,800	$ 2,800	$ -	0.0%
08182100 046053	TOOLS	$ 880	$ 800	$ 800	$ 800	$ -	0.0%
08182100 046230	UTILITY - CMP EXP. TRAFFIC SIGNALS	$ 13,017	$ 15,000	$ 15,000	$ 15,000	$ -	0.0%
08182100 046260	VEHICLE FUEL GAS	$ 962	$ 1,000	$ 1,000	$ 1,000	$ -	0.0%
08182100 047400	NEW EQUIPMENT	$ 2,684	$ 3,200	$ 3,200	$ 3,200	$ -	0.0%
08182100 047450	TRAFFIC LIGHT IMPROVEMENTS	$ 1,005	$ 8,000	$ 8,000	$ 8,000	$ -	0.0%
08182180 044301 77000	MUNI. BLDG. GENERATOR MAINTENANCE	$ 2,910	$ 3,000	$ 3,000	$ 3,000	$ -	0.0%
08182180 044301 77040	FIRE STATION GENERATOR MAINTENANCE	$ 7,268	$ 7,500	$ 7,500	$ 7,500	$ -	0.0%
08182180 044301 77050	POLICE GENERATOR MAINTENANCE	$ 3,770	$ 3,000	$ 3,000	$ 3,000	$ -	0.0%
08182180 044301 77070	PUBLIC WORKS GENERATOR MAINTENANCE	$ 2,167	$ 2,150	$ 2,150	$ 2,150	$ -	0.0%
08182180 044301 77071	FUEL DEPOT GENERATOR MAINTENANCE	$ 1,667	$ 1,500	$ 1,500	$ 1,500	$ -	0.0%
08182180 044301 77080	HIGH SCHOOL GENERATOR MAINTENANCE	$ 2,962	$ 3,000	$ 3,000	$ 3,000	$ -	0.0%
TOTAL TRAFFIC SIGNALS		$ 114,086.57	$ 125,684	$ 125,468	$ 125,468	$ (216)	-0.2%
	WATER CHARGES						
08182300 044110	PORTLAND WATER DISTRICT CHARGES	$ 132,218	$ 131,000	$ 134,000	$ 134,000	$ 3,000	2.3%
08182300 044110	BIDDEFORD SACO WATER DIST. CHARGES	$ 47,090	$ 43,000	$ 47,500	$ 47,500	$ 4,500	10.5%
08182300 044353	HYDRANT MAINTENANCE	$ -	$ 100	$ 100	$ 100	$ -	0.0%
TOTAL WATER CHARGES		$ 179,307	$ 174,100	$ 181,600	$ 181,600	$ 7,500	4.3%
TOTAL PUBLIC WORKS ALL DIVISIONS		$ 6,257,282	$ 6,539,503	$ 6,356,079	$ 6,349,595	$ (189,908)	-2.9%

TOWN OF SCARBOROUGH
NEXT YEAR / CURRENT YEAR BUDGET ANALYSIS

6/1/2010
3:16 PM

FY 2011 TOWN APPROPRIATION

ACCOUNTS FOR:		2009 ACTUAL	2010 BUDGET	2011 PROPOSED	FY2011 ADOPTED	INC. DEC.	PCT CHANGE
	COMMUNITY SERVICES SUMMARY						
	Community Services Expenses - Admin. & Programs	$ 1,886,664	$ 1,849,860	$ 1,833,990	$ 1,833,990	$ (15,870)	-0.9%
	Less Revenues	$ (1,487,934)	$(1,533,033)	$ (1,559,127)	$ (1,559,127)	$ (26,094)	1.7%
	Community Services (NET)	$ 398,729	**$ 316,827**	**$ 274,863**	**$ 274,863**	**$ (41,964)**	**-13.2%**
	Community Services - Oak Hill Building Mgt.	$ 29,858	$ 34,288	$ 34,288	$ 34,288	$ -	0.0%
	Less Revenues	$ (68,319)	$ (76,640)	$ (76,640)	$ (76,640)	$ -	0.0%
	Oak Hill Professional Building Mgt. (NET)	$ (38,460)	**$ (42,352)**	**$ (42,352)**	**$ (42,352)**	**$ -**	**0.0%**
	Community Services - Beach Mgt.	$ 215,910	$ 132,316	$ 156,911	$ 156,911	$ 24,595	18.6%
	Less Revenues	$ (176,909)	$ (132,316)	$ (156,911)	$ (156,911)	$ (24,595)	18.6%
	***Beach Management (NET)**	$ 39,001	**$ -**	**$ -**	**$ -**	**$ -**	**0.0%**
	Community Services - Senior Programs	$ 96,831	$ 92,202	$ 92,202	$ 92,202	$ -	0.0%
	Less Revenues	$ (19,264)	$ (20,500)	$ (20,500)	$ (20,500)	$ -	0.0%
	Senior Programs (NET)	$ 77,567	**$ 71,702**	**$ 71,702**	**$ 71,702**	**$ -**	**0.0%**
	TOTAL CS APPROPRIATION	$ 2,229,263	$ 2,108,666	$ 2,117,391	$ 2,117,391	$ 8,725	0.4%
	TOTAL CS REVENUES	$ (1,752,426)	$(1,762,489)	$ (1,813,178)	$ (1,813,178)	$ (50,689)	2.9%
	TOTAL CS NET BUDGET	$ 476,837	**$ 346,177**	**$ 304,213**	**$ 304,213**	**$ (41,964)**	**-12.1%**

TOWN OF SCARBOROUGH
NEXT YEAR / CURRENT YEAR BUDGET ANALYSIS

6/1/2010
11:53 AM

FY 2011 TOWN APPROPRIATION

COMMUNITY SERVICES ALL DIVISIONS		2009 ACTUAL	2010 BUDGET	2011 PROPOSED	FY2011 ADOPTED	INC. DEC.	PCT CHANGE
CABLE FRANCHISE							
06259200 031180	FRANCHISE FEE	175,980	178,000	183,000	183,000	5,000	2.8%
TOTAL FRANCHISE TAXES		175,980	178,000	183,000	183,000	5,000	2.8%
COMMUNITY SERVICES GENERAL REVENUES							
06259300 034090	OH BUILD/LIBRARY GROUNDS MAINT.	9,000	10,000	8,500	8,500	(1,500)	-15.0%
06259300 034701	DRAGON FLIES	2,161	2,800	2,200	2,200	(600)	-21.4%
06259300 034702	TICKET SALES	29,504	28,000	28,000	28,000	-	0.0%
06259300 034705	SKI PROGRAMS	18,287	20,000	20,000	20,000	-	0.0%
06259300 034706	BASKETBALL PROGRAMS	23,311	23,000	23,000	23,000	-	0.0%
06259300 034707	SOCCER PROGRAMS	45,323	45,000	45,000	45,000	-	0.0%
06259300 034708	VACATION EXPERIENCE	9,485	9,000	6,000	6,000	(3,000)	-33.3%
06259300 034709	YOUTH PROGRAM	21,944	30,000	25,000	25,000	(5,000)	-16.7%
06259300 034711	CHILD CARE	638,889	675,500	682,500	682,500	7,000	1.0%
06259300 034712	CABLE TV	210	500	500	500	-	0.0%
06259300 034730	BEACH REVENUE REIMBURSEMENT	17,258	17,033	23,077	23,077	6,044	35.5%
06259320 034755	OAK HILL FIELD USE FEES	19,796	10,000	10,000	10,000	-	0.0%
06259320 034760	OAK HILL LIGHT USE FEES	6,657	5,700	5,700	5,700	-	0.0%
06259360 034703	ADULT REC	7,857	10,000	10,000	10,000	-	0.0%
06259360 034704	SUMMER PROGRAM	443,827	465,000	473,150	473,150	8,150	1.8%
06259390 034740	CONCESSION, ICE RINK/HS/MP	3,166	3,500	3,500	3,500	-	0.0%
06259300 036000/039210	MISCELLANEOUS REVENUES	15,282	-	-	-	-	100.0%
06259300 036450 69010	SPECIAL EVENTS DONATIONS/REV	-	-	10,000	10,000	10,000	100.0%
TOTAL COMMUNITY SERVICES GENERAL REVENUES		1,311,954	1,355,033	1,376,127	1,376,127	21,094	1.6%
COMMUNITY SERVICES OAK HILL BUILDING REVENUES							
06259300 034330	OAK HILL BUILDING UTILITY REIMB	21,969	28,900	28,900	28,900	-	0.0%
06259600 036200	OAK HILL BLDG. RENTAL INCOME	46,350	47,740	47,740	47,740	-	0.0%
TOTAL OAK HILL BUILDING REVENUES		68,319	76,640	76,640	76,640	-	0.0%
COMMUNITY SERVICES BEACH REVENUES							
06259300 034720	BOAT LAUNCHING FEES	10,195	9,195	9,195	9,195	-	0.0%
06259300 034730	FERRY & HURD BEACH PARKING REV.	161,711	118,621	143,216	143,216	24,595	20.7%
06259350 034740	HURD PARK CONCESSION REV.	5,003	4,500	4,500	4,500	-	0.0%
TOTAL BEACH REVENUES		176,909	132,316	156,911	156,911	24,595	18.6%
SENIOR PROGRAM REVENUES							
06159300 034700	SENIOR PROGRAMS	19,264	20,500	20,500	20,500	-	0.0%
TOTAL SENIOR PROGRAM REVENUES		19,264	20,500	20,500	20,500	-	0.0%
TOTAL COMMUNITY SERVICES REVENUES		1,752,425.86	1,762,489	1,813,178	1,813,178	50,689	2.9%

FY 2011 TOWN APPROPRIATION

ACCOUNTS FOR:		2009 ACTUAL	2010 BUDGET	2011 PROPOSED	FY2011 ADOPTED	INC. DEC.	PCT CHANGE
	COMMUNITY SERVICES						
	ADMINISTRATION						
06255000 041110	ADMIN FULL TIME PAY	$ 83,854	$ 83,855	$ 85,839	$ 85,839	$ 1,984	2.4%
06255000 041113	OFFICE MANAGER	$ 43,071	$ 43,139	$ 43,139	$ 43,139	$ -	0.0%
06255000 041114	CLERICAL FULL TIME	$ 19,704	$ 19,895	$ 20,767	$ 20,767	$ 872	4.4%
06255000 041200	FICA	$ 9,462	$ 9,345	$ 9,454	$ 9,454	$ 109	1.2%
06255000 041205	MEDICARE	$ 2,213	$ 2,188	$ 2,211	$ 2,211	$ 23	1.1%
06255000 041210	DENTAL INSURANCE	$ 500	$ 514	$ 535	$ 535	$ 21	4.1%
06255000 041220	LONG TERM DISABILITY INSURANCE	$ 700	$ 735	$ 750	$ 750	$ 15	2.0%
06255000 041230	HEALTH INSURANCE	$ 19,838	$ 20,399	$ 20,795	$ 20,795	$ 396	1.9%
06255000 041240	PENSION	$ 15,046	$ 15,216	$ 15,487	$ 15,487	$ 271	1.8%
06255000 041300	OVERTIME PAY	$ 4,848	$ 2,000	$ 2,100	$ 2,100	$ 100	5.0%
06255000 042910 62010:12	EMPLOYEE TRAINING	$ 2,647	$ 4,050	$ 4,050	$ 4,050	$ -	0.0%
06255000 043500	PROFESSIONAL DUES	$ 545	$ 750	$ 750	$ 750	$ -	0.0%
06255000 045302	TELEPHONES	$ 1,218	$ 2,800	$ 1,800	$ 1,800	$ (1,000)	-35.7%
06255000 045310	POSTAGE	$ 5,456	$ 3,800	$ 3,800	$ 3,800	$ -	0.0%
06255000 045500	BROCHURE	$ 13,299	$ 10,000	$ 5,500	$ 5,500	$ (4,500)	-45.0%
06255000 045800	TRAVEL	$ 3,182	$ 3,250	$ 3,250	$ 3,250	$ -	0.0%
06255000 046015	MISCELLANEOUS SUPPLIES	$ 1,863	$ 2,800	$ 2,800	$ 2,800	$ -	0.0%
06255000 046260	VEHICLE FUEL/GAS	$ 5,986	$ 8,500	$ 8,500	$ 8,500	$ -	0.0%
06255000 047400	NEW EQUIPMENT	$ 1,836	$ 1,500	$ 1,500	$ 1,500	$ -	0.0%
TOTAL ADMINISTRATION		$ 235,267	$ 234,736	$ 233,027	$ 233,027	$ (1,709)	-0.7%
	ADMINISTRATION ASSISTANT						
06255500 041111	RECREATION MANAGER	$ -	$ 26,261	$ 26,384	$ 26,384	$ 123	0.5%
06255500 041112	PROGRAM COORDINATOR	$ 29,550	$ 31,850	$ 33,158	$ 33,158	$ 1,308	4.1%
06255500 041118	SITE SUPERVISOR/REC LEADER	$ 10,524	$ 5,000	$ 5,000	$ 5,000	$ -	0.0%
06255500 041200	FICA	$ 2,757	$ 5,197	$ 4,192	$ 4,192	$ (1,005)	-19.3%
06255500 041205	MEDICARE	$ 645	$ 1,217	$ 983	$ 983	$ (234)	-19.2%
06255500 041210	DENTAL INSURANCE	$ 180	$ 396	$ 330	$ 330	$ (66)	-16.7%
06255500 041220	LONG TERM DISABILITY INSURANCE	$ 72	$ 377	$ 298	$ 298	$ (79)	-21.0%
06255500 041230	HEALTH INSURANCE	$ 6,342	$ 10,618	$ 8,659	$ 8,659	$ (1,959)	-18.4%
06255500 041240	PENSION	$ 3,269	$ 7,615	$ 6,055	$ 6,055	$ (1,560)	-20.5%
06255500 041300	OVERTIME PAY	$ 1,256	$ 1,000	$ 1,000	$ 1,000	$ -	0.0%
06255500 045800	TRAVEL	$ 809	$ 1,000	$ 1,000	$ 1,000	$ -	0.0%
TOTAL ADMINISTRATIVE ASSIST		$ 55,405	$ 90,531	$ 87,059	$ 87,059	$ (3,472)	-3.8%

TOWN OF SCARBOROUGH
NEXT YEAR / CURRENT YEAR BUDGET ANALYSIS

6/1/2010
3:16 PM

FY 2011 TOWN APPROPRIATION

ACCOUNTS FOR:		2009 ACTUAL	2010 BUDGET	2011 PROPOSED	FY2011 ADOPTED	INC. DEC.	PCT CHANGE
	YOUTH PROGRAMS						
06260000 041150	PART TIME PAY	$ 157,202	$ 145,000	$ 150,000	$ 150,000	$ 5,000	3.4%
06260000 041156	CAMP FEES	$ 40,017	$ 35,000	$ 38,000	$ 38,000	$ 3,000	8.6%
06260000 041200	FICA	$ 12,269	$ 11,160	$ 11,656	$ 11,656	$ 496	4.4%
06260000 041205	MEDICARE	$ 2,870	$ 2,611	$ 2,726	$ 2,726	$ 115	4.4%
06260000 042910	EMPLOYEE TRAINING	$ 3,461	$ 1,500	$ 1,500	$ 1,500	$ -	0.0%
06260000 042950	INFECTIOUS DISEASE CONTROL	$ 55	$ 1,000	$ 500	$ 500	$ (500)	-50.0%
06260000 043225	CONTRACTED SERVICES	$ 21,993	$ 22,000	$ 22,000	$ 22,000	$ -	0.0%
06260000 046015	MISCELLANEOUS SUPPLIES	$ 8,421	$ 6,000	$ 6,000	$ 6,000	$ -	0.0%
06260000 047400	NEW EQUIPMENT	$ 140	$ 1,500	$ 1,500	$ 1,500	$ -	0.0%
06260000 048100	YOUTH IN-HOUSE PROGRAMS	$ 3,811	$ 3,500	$ 3,500	$ 3,500	$ -	0.0%
06260000 048101	CONTRACTED PROGRAMS	$ 35,225	$ 35,000	$ 35,000	$ 35,000	$ -	0.0%
06260000 048103	SPECIAL EVENTS	$ 71,523	$ 65,000	$ 65,000	$ 65,000	$ -	0.0%
YOUTH BASKETBALL							
06260010 041150	PART TIME PAY	$ 400	$ 700	$ 700	$ 700	$ -	0.0%
06260010 041200	FICA	$ 25	$ 44	$ 44	$ 44	$ -	0.0%
06260010 041205	MEDICARE	$ 6	$ 11	$ 11	$ 11	$ -	0.0%
06260010 046020	PROGRAM SUPPLIES	$ 7,925	$ 8,080	$ 8,080	$ 8,080	$ -	0.0%
06260010 047400	NEW EQUIPMENT	$ 1,900	$ 2,000	$ 2,000	$ 2,000	$ -	0.0%
SOCCER PROGRAMS							
06260040 046020	PROGRAM SUPPLIES	$ 17,300	$ 20,500	$ 20,500	$ 20,500	$ -	0.0%
LEARN TO SKI							
06260050 041150	PART TIME PAY	$ -	$ 4,000	$ 4,000	$ 4,000	$ -	0.0%
06260050 041200	FICA	$ -	$ 248	$ 248	$ 248	$ -	0.0%
06260050 041205	MEDICARE	$ -	$ 58	$ 58	$ 58	$ -	0.0%
06260050 046020	PROGRAM SUPPLIES	$ -	$ 200	$ 200	$ 200	$ -	0.0%
06260050 048101	CONTRACTED PROGRAMS	$ 16,973	$ 20,000	$ 20,000	$ 20,000	$ -	0.0%
TOTAL YOUTH PROGRAMS		$ 401,515	$ 385,112	$ 393,223	$ 393,223	$ 8,111	2.1%
	ADULT PROGRAMS						
06260160 041150	PART TIME PAY	$ 5,534	$ 8,500	$ 8,500	$ 8,500	$ -	0.0%
06260160 041200	FICA	$ 339	$ 527	$ 527	$ 527	$ -	0.0%
06260160 041205	MEDICARE	$ 79	$ 124	$ 124	$ 124	$ -	0.0%
06260160 046015	MISCELLANEOUS SUPPLIES	$ 1,115	$ 1,000	$ 1,000	$ 1,000	$ -	0.0%
06260160 048000	MISCELLANEOUS EXPENSES	$ 398	$ 500	$ 500	$ 500	$ -	0.0%
06260160 048101	CONTRACTED PROGRAMS	$ 3,455	$ 2,622	$ 2,622	$ 2,622	$ -	0.0%
TOTAL ADULT PROGRAMS		$ 10,919	$ 13,273	$ 13,273	$ 13,273	$ -	0.0%
	COMMUNITY PROGRAMS						
06260250 046022	TICKET PURCHASES	$ 26,630	$ 20,000	$ 20,000	$ 20,000	$ -	0.0%
06260250 048100	SPECIAL EVENTS	$ 18,638	$ 18,000	$ 18,000	$ 18,000	$ -	0.0%
TOTAL COMMUNITY PROGRAMS		$ 45,268	$ 38,000	$ 38,000	$ 38,000	$ -	0.0%

TOWN OF SCARBOROUGH
NEXT YEAR / CURRENT YEAR BUDGET ANALYSIS

6/1/2010
3:16 PM

FY 2011 TOWN APPROPRIATION

ACCOUNTS FOR:		2009 ACTUAL	2010 BUDGET	2011 PROPOSED	FY2011 ADOPTED	INC. DEC.	PCT CHANGE
	CABLE TV						
06260300 041112	STAFF FULL TIME PAY	$ 33,380	$ 33,379	$ 34,807	$ 34,807	$ 1,428	4.3%
06260300 041150	PART TIME PAY	$ 9,483	$ 13,000	$ 11,000	$ 11,000	$ (2,000)	-15.4%
06260300 041157	PROGRAM DIRECTOR	$ 13,269	$ 11,586	$ 11,586	$ 11,586	$ -	0.0%
06260300 041200	FICA	$ 2,824	$ 3,665	$ 3,662	$ 3,662	$ (3)	-0.1%
06260300 041205	MEDICARE	$ 661	$ 858	$ 857	$ 857	$ (1)	-0.1%
06260300 041210	DENTAL INSURANCE	$ 192	$ 198	$ 206	$ 206	$ 8	4.0%
06260300 041220	LONG TERM DISABILITY INSURANCE	$ 166	$ 167	$ 175	$ 175	$ 8	4.8%
06260300 041230	HEALTH INSURANCE	$ 5,159	$ 5,309	$ 5,412	$ 5,412	$ 103	1.9%
06260300 041240	PENSION	$ 3,336	$ 3,339	$ 3,532	$ 3,532	$ 193	5.8%
06260300 041300	OVERTIME PAY	$ 286	$ -	$ 500	$ 500	$ 500	0.0%
06260300 042910	EMPLOYEE TRAINING	$ 48	$ 200	$ 200	$ 200	$ -	0.0%
06260300 043225	CONTRACTED SERVICES	$ 571	$ 9,300	$ 9,300	$ 9,300	$ -	0.0%
06260300 043500	PROFESSIONAL DUES	$ 340	$ 350	$ 350	$ 350	$ -	0.0%
06260300 044351	EQUIPMENT MAINTENANCE	$ 4,432	$ 1,500	$ 1,500	$ 1,500	$ -	0.0%
06260300 046020	SPECIAL PROGRAMS	$ 21	$ 2,000	$ 250	$ 250	$ (1,750)	-87.5%
06260300 047400	NEW EQUIPMENT	$ 1,401	$ 2,500	$ 1,000	$ 1,000	$ (1,500)	-60.0%
TOTAL CABLE TV		$ 75,567	$ 87,351	$ 84,337	$ 84,337	$ (3,014)	-3.5%

FY 2011 TOWN APPROPRIATION

ACCOUNTS FOR:		2009 ACTUAL	2010 BUDGET	2011 PROPOSED	FY2011 ADOPTED	INC. DEC.	PCT CHANGE
	CHILD CARE						
06260400 041111	MANAGER FULL TIME PAY	$ 47,702	$ 48,066	$ 48,066	$ 48,066	$ -	0.0%
06260400 041112	STAFF FULL TIME PAY	$ 88,905	$ 89,960	$ 91,394	$ 91,394	$ 1,434	1.6%
06260400 041150	PART TIME PAY	$ 236,705	$ 197,737	$ 200,000	$ 200,000	$ 2,263	1.1%
06260400 041160	INCENTIVE PAY	$ 9,945	$ 10,000	$ 9,000	$ 9,000	$ (1,000)	-10.0%
06260400 041200	FICA	$ 24,151	$ 22,776	$ 23,000	$ 23,000	$ 224	1.0%
06260400 041205	MEDICARE	$ 5,648	$ 5,329	$ 5,382	$ 5,382	$ 53	1.0%
06260400 041210	DENTAL INSURANCE	$ 460	$ 476	$ 495	$ 495	$ 19	4.0%
06260400 041220	LONG TERM DISABILITY INSURANCE	$ 680	$ 693	$ 700	$ 700	$ 7	1.0%
06260400 041230	HEALTH INSURANCE	$ 20,433	$ 20,901	$ 21,377	$ 21,377	$ 476	2.3%
06260400 041240	PENSION	$ 12,990	$ 15,254	$ 13,214	$ 13,214	$ (2,040)	-13.4%
06260400 041300	OVERTIME PAY	$ 2,948	$ 3,000	$ 2,000	$ 2,000	$ (1,000)	-33.3%
06260400 042910	EMPLOYEE TRAINING	$ 5,140	$ 4,500	$ 3,500	$ 3,500	$ (1,000)	-22.2%
06260400 042950	INFECTIOUS DISEASE CONTROL	$ -	$ 750	$ 750	$ 750	$ -	0.0%
06260400 043225	CONTRACTED SERVICES	$ 2,949	$ 2,000	$ 2,000	$ 2,000	$ -	0.0%
06260400 043600	LICENSES AND FEES	$ 799	$ 800	$ 800	$ 800	$ -	0.0%
06260400 044320	MISCELLANEOUS MAINTENANCE	$ 111	$ 225	$ 225	$ 225	$ -	0.0%
06260400 044410	LEASES LAND	$ 13,310	$ 13,500	$ 13,500	$ 13,500	$ -	0.0%
06260400 045302	TELEPHONES	$ 3,866	$ 2,800	$ 2,800	$ 2,800	$ -	0.0%
06260400 045400	ADVERTISEMENT	$ 299	$ 500	$ 500	$ 500	$ -	0.0%
06260400 045800	TRAVEL	$ 555	$ 750	$ 750	$ 750	$ -	0.0%
06260400 046001	FOOD	$ 32,433	$ 32,000	$ 32,000	$ 32,000	$ -	0.0%
06260400 046020	SPECIAL PROGRAMS	$ 9,413	$ 15,000	$ 10,000	$ 10,000	$ (5,000)	-33.3%
06260400 048102	FIELD TRIPS	$ 3,503	$ 3,000	$ 3,000	$ 3,000	$ -	0.0%
BESSWORTH							
06260480 041150	PART TIME PAY	$ 15,435	$ 16,248	$ 12,000	$ 12,000	$ (4,248)	-26.1%
06260480 041200	FICA	$ 948	$ 1,008	$ 744	$ 744	$ (264)	-26.2%
06260480 041205	MEDICARE	$ 222	$ 236	$ 174	$ 174	$ (62)	-26.3%
06260480 043225	CONTRACTED SERVICES	$ 4,474	$ 1,500	$ 1,500	$ 1,500	$ -	0.0%
06260480 044100	UTILITY SEWER	$ 617	$ 1,000	$ 1,000	$ 1,000	$ -	0.0%
06260480 044110	UTILITY WATER	$ 32	$ 2,000	$ 1,000	$ 1,000	$ (1,000)	-50.0%
06260480 044300	BUILDING MAINTENANCE	$ 11,801	$ 5,000	$ 5,000	$ 5,000	$ -	0.0%
06260480 044320	MISCELLANEOUS MAINTENANCE	$ 7,695	$ 3,000	$ 3,000	$ 3,000	$ -	0.0%
06260480 045302	TELEPHONES	$ 2,459	$ 2,800	$ 2,800	$ 2,800	$ -	0.0%
06260480 046000	OFFICE SUPPLIES	$ 631	$ 500	$ 500	$ 500	$ -	0.0%
06260480 046029	CUSTODIAL SUPPLIES	$ 4,101	$ 2,800	$ 2,800	$ 2,800	$ -	0.0%
06260480 046210	UTILITY GAS	$ 1,355	$ 3,000	$ 2,200	$ 2,200	$ (800)	-26.7%
06260480 046220	UTILITY ELECTRICITY	$ 6,998	$ 5,700	$ 5,700	$ 5,700	$ -	0.0%
06260480 047400	NEW EQUIPMENT	$ 4,363	$ 3,150	$ 2,000	$ 2,000	$ (1,150)	-36.5%
06260480 047430	NEW FURNITURE	$ 2,092	$ 1,500	$ 1,500	$ 1,500	$ -	0.0%
TOTAL CHILDCARE & BESSWORTH		$ 586,171	$ 539,459	$ 526,371	$ 526,371	$ (13,088)	-2.4%

FY 2011 TOWN APPROPRIATION

ACCOUNTS FOR:		2009 ACTUAL	2010 BUDGET	2011 PROPOSED	FY2011 ADOPTED	INC. DEC.	PCT CHANGE
	GROUNDS MAINTENANCE						
06260600 041111	MANAGER FULL TIME PAY	$ 46,111	$ 46,145	$ 47,628	$ 47,628	$ 1,483	3.2%
06260600 041112	STAFF FULL TIME PAY	$ 76,117	$ 76,001	$ 76,818	$ 76,818	$ 817	1.1%
06260600 041150	PART TIME PAY	$ 25,114	$ 24,000	$ 18,000	$ 18,000	$ (6,000)	-25.0%
06260600 041200	FICA	$ 9,709	$ 9,633	$ 10,166	$ 10,166	$ 533	5.5%
06260600 041205	MEDICARE	$ 2,271	$ 2,254	$ 2,380	$ 2,380	$ 126	5.6%
06260600 041210	DENTAL INSURANCE	$ 596	$ 594	$ 618	$ 618	$ 24	4.0%
06260600 041220	LONG TERM DISABILITY INSURANCE	$ 517	$ 612	$ 624	$ 624	$ 12	2.0%
06260600 041230	HEALTH INSURANCE	$ 17,346	$ 17,190	$ 17,596	$ 17,596	$ 406	2.4%
06260600 041240	PENSION	$ 12,594	$ 12,717	$ 12,998	$ 12,998	$ 281	2.2%
06260600 041300	OVERTIME PAY	$ 4,890	$ 3,500	$ 3,500	$ 3,500	$ -	0.0%
06260600 042910	EMPLOYEE TRAINING	$ -	$ 200	$ 200	$ 200	$ -	0.0%
06260600 043225 69000:11	CONTRACTED SERV (HSF, PF, WF, SBP, MP, BPP)	$ 18,905	$ 8,600	$ 14,182	$ 14,182	$ 5,582	64.9%
06260600 043227	FIELD LINING	$ 8,132	$ 7,500	$ 7,500	$ 7,500	$ -	0.0%
06260600 043228	ATHLETIC FIELD	$ 96,809	$ 92,000	$ 82,789	$ 82,789	$ (9,211)	-10.0%
06260600 043230	TENNIS COURT	$ 3,830	$ 4,000	$ 4,000	$ 4,000	$ -	0.0%
06260600 043231	KILLALLWEEDS	$ 260	$ 250	$ 250	$ 250	$ -	0.0%
06260600 044100 69003:10	SEWER CHARGES (WP, MP, BPP)	$ 2,892	$ 2,700	$ 2,700	$ 2,700	$ -	0.0%
06260600 044110 69000:10	WATER CHARGES (HS, PF, WP, SBP, MP, BPP)	$ 10,030	$ 13,900	$ 12,721	$ 12,721	$ (1,179)	-8.5%
06260600 044253	TRIM/PRUNE	$ 2,323	$ 2,000	$ 2,000	$ 2,000	$ -	0.0%
06260600 044254	MOWING	$ 48,881	$ 58,207	$ 58,207	$ 58,207	$ -	0.0%
06260600 044255	LONG HAY MOWING	$ 292	$ 1,000	$ 1,000	$ 1,000	$ -	0.0%
06260600 044300 69010:11	BUILDING REPAIRS (MP, BLPP)	$ -	$ -	$ 1,500	$ 1,500	$ 1,500	0.0%
06260600 044310	VEHICLE MAINTENANCE	$ 15,435	$ 10,000	$ 9,400	$ 9,400	$ (600)	-6.0%
06260600 044320	MISCELLANEOUS MAINTENANCE	$ 5,300	$ 6,000	$ 6,000	$ 6,000	$ -	0.0%
06260600 044320 69002:4	FIELD REPAIRS (PF, WF, SPF)	$ 975	$ 1,400	$ 1,400	$ 1,400	$ -	0.0%
06260600 045302	WILEY PARK PHONE	$ 1,560	$ 1,200	$ 1,200	$ 1,200	$ -	0.0%
06260600 045800	TRAVEL EXPENSE	$ -	$ -	$ 500	$ 500	$ 500	100.0%
06260600 046000	OFFICE SUPPLIES	$ 38	$ 200	$ 200	$ 200	$ -	0.0%
06260600 046015 69002:4	MISCELLANEOUS FIELD SUPPLIES	$ 13,917	$ 10,500	$ 10,728	$ 10,728	$ 228	2.2%
06260600 046210 69000:10	FIELDS GAS UTILITY	$ 7,827	$ 6,500	$ 6,500	$ 6,500	$ -	0.0%
06260600 046220 69000:11	FIELDS ELECTRICITY UTILITY	$ 23,223	$ 28,000	$ 28,500	$ 28,500	$ 500	1.8%
06260600 047150	LAND IMPROVEMENTS	$ 2,159	$ 2,500	$ 2,500	$ 2,500	$ -	0.0%
06260600 047400	NEW EQUIPMENT	$ -	$ -	$ 500	$ 500	$ 500	100.0%
TOTAL GROUNDS MAINTENANCE		$ 458,053	$ 449,303	$ 444,805	$ 444,805	$ (4,498)	-1.0%

FY 2011 TOWN APPROPRIATION

ACCOUNTS FOR:		2009 ACTUAL	2010 BUDGET	2011 PROPOSED	FY2011 ADOPTED	INC. DEC.	PCT CHANGE
	ICE RINK						
06260700 041150	PART TIME PAY	$ 3,940	$ 4,500	$ 4,500	$ 4,500	$ -	0.0%
06260700 041200	FICA	$ 244	$ 279	$ 279	$ 279	$ -	0.0%
06260700 041205	MEDICARE	$ 57	$ 66	$ 66	$ 66	$ -	0.0%
06260700 043225	CONTRACTED SERVICES	$ 1,836	$ 1,000	$ 1,000	$ 1,000	$ -	0.0%
06260700 044100	SEWER	$ 1,665	$ -	$ 600	$ 600	$ 600	100.0%
06260700 046001	FOOD	$ 842	$ 1,250	$ 1,250	$ 1,250	$ -	0.0%
06260700 046015	MISCELLANEOUS SUPPLIES	$ 10	$ -	$ -	$ -	$ -	0.0%
06260700 046210	UTILITY GAS ICE RINK	$ 4,930	$ -	$ 1,200	$ 1,200	$ 1,200	0.0%
06260700 046220	UTILITY ELECTRICITY	$ 2,945	$ 3,000	$ 3,000	$ 3,000	$ -	0.0%
TOTAL ICE RINK		$ 16,469	$ 10,095	$ 11,895	$ 11,895	$ 1,800	17.8%
	MOSQUITO CONTROL						
06260900 046021	MOSQUITO CONTROL	$ 2,029	$ 2,000	$ 2,000	$ 2,000	$ -	0.0%
TOTAL MOSQUITO CONTROL		$ 2,029	$ 2,000	$ 2,000	$ 2,000	$ -	0.0%
TOTAL COMMUNITY SERVICES OPERATIONAL		$ 1,886,664	$ 1,849,860	$ 1,833,990	$ 1,833,990	$ (15,870)	-0.9%
	OAK HILL PROFESSIONAL BUILDING						
06260810 041150	PART TIME PAY	$ 6,333	$ 7,000	$ 7,000	$ 7,000	$ -	0.0%
06260810 041200	FICA	$ 403	$ 434	$ 434	$ 434	$ -	0.0%
06260810 041205	MEDICARE	$ 94	$ 102	$ 102	$ 102	$ -	0.0%
06260810 043225	CONTRACTED SERVICES	$ 5,101	$ 6,347	$ 6,000	$ 6,000	$ (347)	-5.5%
06260810 044100	UTILITY SEWER	$ 330	$ 380	$ 380	$ 380	$ -	0.0%
06260810 044110	UTILITY WATER	$ 640	$ 725	$ 725	$ 725	$ -	0.0%
06260810 044215	REFUSE COLLECTION	$ 1,580	$ 1,700	$ 1,700	$ 1,700	$ -	0.0%
06260810 044223	RECYCLE BINS	$ -	$ 1,500	$ 1,447	$ 1,447	$ (53)	-3.5%
06260810 044300	BLDG. MAINTENANCE	$ 911	$ 2,500	$ 2,000	$ 2,000	$ (500)	-20.0%
06260810 046015	MISCELLANEOUS SUPPLIES	$ 870	$ 1,800	$ 1,000	$ 1,000	$ (800)	-44.4%
06260810 046031	CLEAN SUPPLIES	$ -	$ 500	$ 500	$ 500	$ -	0.0%
06260810 046220	UTILITY ELECTRICITY	$ 7,818	$ 7,200	$ 7,200	$ 7,200	$ -	0.0%
06260810 046240	UTILITY HEATING FUEL	$ 5,780	$ 3,600	$ 5,600	$ 5,600	$ 2,000	55.6%
06260810 047400	NEW EQUIPMENT	$ -	$ 500	$ 200	$ 200	$ (300)	-60.0%
TOTAL OAK HILL PROFESSIONAL BUILDING		$ 29,858	$ 34,288	$ 34,288	$ 34,288	$ -	0.0%

TOWN OF SCARBOROUGH
NEXT YEAR / CURRENT YEAR BUDGET ANALYSIS

6/1/2010
3:16 PM

FY 2011 TOWN APPROPRIATION

ACCOUNTS FOR:		2009 ACTUAL	2010 BUDGET	2011 PROPOSED	FY2011 ADOPTED	INC. DEC.	PCT CHANGE
	BEACH ACCOUNTS						
FERRY BEACH							
06261040 041150	PART TIME PAY	$ 19,636	$ 13,000	$ 19,762	$ 19,762	$ 6,762	52.0%
06261040 041200	FICA	$ 1,242	$ 806	$ 1,247	$ 1,247	$ 441	54.7%
06261040 041205	MEDICARE	$ 290	$ 189	$ 292	$ 292	$ 103	54.5%
06261040 041300	OVERTIME PAY	$ 1,118	$ -	$ 100	$ 100	$ 100	0.0%
06261040 043225	CONTRACTED SERVICES	$ 7,131	$ 4,500	$ 4,500	$ 4,500	$ -	0.0%
06261040 044100	FERRY BEACH SEWER	$ 1,041	$ 1,000	$ 1,000	$ 1,000	$ -	0.0%
06261040 044110	FERRY BEACH WATER	$ 472	$ 1,000	$ 1,000	$ 1,000	$ -	0.0%
06261040 046015	MISCELLANEOUS SUPPLIES	$ 2,145	$ 1,700	$ 1,700	$ 1,700	$ -	0.0%
06261040 046220	FERRY BEACH ELECTRICITY	$ 215	$ 500	$ 500	$ 500	$ -	0.0%
HURD PARK/PINE POINT BEACH							
06261050 041150	PART TIME PAY	$ 10,684	$ 11,000	$ 11,000	$ 11,000	$ -	0.0%
06261050 041200	FICA	$ 642	$ 682	$ 689	$ 689	$ 7	1.0%
06261050 041205	MEDICARE	$ 150	$ 160	$ 162	$ 162	$ 2	1.3%
06261050 041300	OVERTIME PAY	$ -	$ -	$ 100	$ 100	$ 100	100.0%
06261050 043225	CONTRACTED SERVICES	$ 14,238	$ 12,500	$ 12,500	$ 12,500	$ -	0.0%
06261050 044100	HURD PARK SEWER	$ 1,818	$ 1,500	$ 1,500	$ 1,500	$ -	0.0%
06261050 044110	HURD PARK WATER	$ 148	$ 200	$ 200	$ 200	$ -	0.0%
06261050 045302	TELEPHONES	$ 909	$ 1,000	$ 1,000	$ 1,000	$ -	0.0%
06261050 046015	MISCELLANEOUS SUPPLIES	$ 2,967	$ 2,700	$ 4,000	$ 4,000	$ 1,300	48.1%
06261050 046220	HURD PARK ELECTRICITY	$ 3,425	$ 2,000	$ 3,430	$ 3,430	$ 1,430	71.5%
TOWN LANDING							
06261070 041150	PART TIME PAY	$ 12,702	$ 9,000	$ 12,000	$ 12,000	$ 3,000	33.3%
06261070 041200	FICA	$ 780	$ 558	$ 744	$ 744	$ 186	33.3%
06261070 041205	MEDICARE	$ 183	$ 131	$ 174	$ 174	$ 43	32.8%
06261070 044100	TOWN LANDING SEWER	$ 330	$ -	$ 330	$ 330	$ 330	100.0%
06261070 044110	TOWN LANDING WATER	$ 775	$ -	$ 775	$ 775	$ 775	100.0%
06261070 044320	MISCELLANEOUS MAINTENANCE	$ 1,998	$ 3,000	$ 3,000	$ 3,000	$ -	0.0%
06261070 046015	MISCELLANEOUS SUPPLIES	$ 271	$ 500	$ 1,002	$ 1,002	$ 502	100.4%
BEACH CARE							
06261080 041112	STAFF FULL TIME PAY	$ 43,763	$ 17,033	$ 17,590	$ 17,590	$ 557	3.3%
06261080 041150	PART TIME PAY	$ 13,562	$ 10,000	$ 13,000	$ 13,000	$ 3,000	30.0%
06261080 041200	FICA	$ 3,660	$ 775	$ 2,089	$ 2,089	$ 1,314	169.5%
06261080 041205	MEDICARE	$ 856	$ 182	$ 490	$ 490	$ 308	169.2%
06261080 041210	DENTAL INSURANCE	$ 192	$ -	$ 82	$ 82	$ 82	100.0%
06261080 041220	LONG TERM DISABILITY INSURANCE	$ 211	$ -	$ 88	$ 88	$ 88	100.0%
06261080 041230	HEALTH INSURANCE	$ 5,159	$ -	$ 2,165	$ 2,165	$ 2,165	100.0%
06261080 041240	PENSION	$ 4,387	$ -	$ 2,000	$ 2,000	$ 2,000	100.0%
06261080 041300	OVERTIME PAY	$ 1,785	$ 2,400	$ 2,400	$ 2,400	$ -	0.0%
06261080 043225	BEACH CONTRACTUAL SERVICES	$ 37,417	$ 25,000	$ 25,000	$ 25,000	$ -	0.0%
06261080 046015	MISCELLANEOUS SUPPLIES	$ 5,619	$ 4,000	$ 4,000	$ 4,000	$ -	0.0%
06261080 047400	NEW EQUIPMENT	$ 8,228	$ 1,500	$ 1,500	$ 1,500	$ -	0.0%
06261080 048000	MISCELLANEOUS EXPENSES	$ 5,762	$ 3,800	$ 3,800	$ 3,800	$ -	0.0%
TOTAL BEACH ACCOUNTS		$ 215,910	$ 132,316	$ 156,911	$ 156,911	$ 24,595	18.6%

FY 2011 TOWN APPROPRIATION

ACCOUNTS FOR:		2009 ACTUAL	2010 BUDGET	2011 PROPOSED	FY2011 ADOPTED	INC. DEC.	PCT CHANGE
	SENIOR PROGRAMS						
06160270 041112	SENIOR COORDINATOR	$ 29,497	$ 38,023	$ 38,023	$ 38,023	$ -	0.0%
06160270 041150	PART TIME PAY	$ -	$ -	$ -	$ -	$ -	100.0%
06160270 041155	MINIBUS PART TIME PAY	$ 15,856	$ 14,868	$ 14,868	$ 14,868	$ -	0.0%
06160270 041200	FICA	$ 2,877	$ 3,575	$ 3,134	$ 3,134	$ (441)	-12.3%
06160270 041205	MEDICARE	$ 673	$ 837	$ 734	$ 734	$ (103)	-12.3%
06160270 041210	DENTAL INSURANCE	$ 172	$ 198	$ 206	$ 206	$ 8	4.0%
06160270 041220	LONG TERM DISABILITY INSURANCE	$ 159	$ 191	$ 191	$ 191	$ -	0.0%
06160270 041230	HEALTH INSURANCE	$ 6,320	$ 8,607	$ 8,774	$ 8,774	$ 167	1.9%
06160270 041240	PENSION	$ 2,992	$ 3,803	$ 3,803	$ 3,803	$ -	0.0%
06160270 041300	OVERTIME	$ 1,155	$ -	$ -	$ -	$ -	100.0%
06160270 044415	RENT COSTS	$ -	$ -	$ -	$ -	$ -	100.0%
06160270 045321	SENIOR PROGRAM PUBLIC INFORMATION	$ 2,044	$ -	$ -	$ -	$ -	100.0%
06160270 046020	SPECIAL PROGRAM SUPPLIES	$ 4,524	$ -	$ -	$ -	$ -	100.0%
06160270 046260	SENIOR BUS FUEL	$ 8,366	$ 3,800	$ 4,169	$ 4,169	$ 369	9.7%
06160270 048000	MISCELLANEOUS EXPENSE	$ 8,422	$ 3,800	$ 5,800	$ 5,800	$ 2,000	52.6%
06160270 048102	FIELD TRIPS	$ 8,428	$ 8,500	$ 6,500	$ 6,500	$ (2,000)	-23.5%
06160270 048103	SENIOR PROGRAMS/FOOD	$ 5,346	$ 6,000	$ 6,000	$ 6,000	$ -	0.0%
TOTAL SENIOR PROGRAMS		$ 96,831	$ 92,202	$ 92,202	$ 92,202	$ -	0.0%
TOTAL COMMUNITY SERVICES ALL DIVISIONS		$ 2,229,263	$ 2,108,666	$ 2,117,391	$ 2,117,391	$ 8,725	0.4%

Municipal Capital Equipment Budget

6/3/10

Projected 5 Year Plan

3:54 PM

Description	5 - Year Plan Total Cost	FY 2011 Budget Request	Fiscal Year 2012	Fiscal Year 2013	Fiscal Year 2014	Fiscal Year 2015
Total Fire Capital Equipment	$ 2,544,500	$ 183,500	$ 338,000	$ 1,126,500	$ 234,000	$ 662,500
Total Community Services Capital Equipment	$ 30,000	$ -	$ 30,000	$ -	$ -	$ -
Total Police Capital Equipment	$ 457,500	$ 109,500	$ 143,000	$ 95,000	$ 58,000	$ 52,000
Total Public Works Capital Equipment	$ 2,088,000	$ 331,000	$ 435,000	$ 411,000	$ 511,000	$ 400,000
Total Public Library Capital Equipment	$ 288,105	$ 145,928	$ 68,277	$ 20,200	$ 39,000	$ 14,700
Total Capital Equipment by Department	**$ 5,408,105**	**$ 769,928**	**$ 1,014,277**	**$ 1,652,700**	**$ 842,000**	**$ 1,129,200**
Bond Proceeds		**$ (436,178)**				
Mixed (Appropriate $15,000 of Purchase Price)		**$ -**				
Lease Revenues		**$ (154,000)**				
Reserve		**$ (91,413)**				
Trade-in/Sale of Vehicles (Rescue Unit / Unmarked Police Unit)		**$ (67,087)**				
Net Appropriation for FY2011		**$ 21,250**				

Capital Improvement Plan 6/10/10

Municipal Capital Equipment 3:46 PM

Projected 5 Year Plan

Description	5 - Year Plan Total Cost	FY 2011 Budget Request		Fiscal Year 2012	Fiscal Year 2013	Fiscal Year 2014	Fiscal Year 2015
Fire Department							
F.D. Replace Rescue Unit (replacement schedule)	$ 790,500	$ 153,500	M	$ 156,000	$ 158,500	$ 160,000	$ 162,500
F. D. Replace Chief's vehicle (replacement schedule)	$ 97,500			$ 47,500			$ 50,000
F.D. Replace Turnout Gear	$ 150,000	$ 30,000	L	$ 35,000	$ 40,000	$ 45,000	
F.D. Replace Termal Imaging Cameras	$ 84,000			$ 27,000	$ 28,000	$ 29,000	
F.D. Engine 3 Pumper (replacement schedule)	$ 450,000						$ 450,000
F. D. Ladder Truck L2, (replacement schedule)	$ 900,000				$ 900,000		
F. D. Major Apparatus Maintenance (refurb Eng. 4)	$ 57,500			$ 57,500			
F. D. EMS Mobile Data Laptop Replacement	$ 15,000			$ 15,000			
Total Fire Capital Equipment	**$ 2,544,500**	**$ 183,500**		**$ 338,000**	**$ 1,126,500**	**$ 234,000**	**$ 662,500**

Community Services Department							
C.S. 4 x 4 Truck Replacement	$ 30,000			$ 30,000			
Total Community Services Capital Equipment	**$ 30,000**	**$ -**		**$ 30,000**	**$ -**	**$ -**	**$ -**

Police Department							
Unmarked Vehicle Replacement Program	$ 100,000	$ 20,000	M	$ 20,000	$ 20,000	$ 20,000	$ 20,000
Auxiliary Vehicle Replacement Program	$ 64,000			$ 32,000		$ 32,000	
ACO Vehicle Replacement	$ 32,000	$ 32,000	L				
Tomar Traffic Light Preemptive Devices	$ 52,000	$ 52,000	L				
K-9 Replacement Program	$ 6,000					$ 6,000	
Secruity Camera & Monitor Upgrade	$ 16,000			$ 16,000			
Public Safety UPS	$ 5,500	$ 5,500	A				
MRO Replacement Vehicle	$ 32,000						$ 32,000
Dispatch Narrow Band Radio Upgrade	$ 150,000			$ 75,000	$ 75,000		
Total Police Capital Equipment	**$ 457,500**	**$ 109,500**		**$ 143,000**	**$ 95,000**	**$ 58,000**	**$ 52,000**

Capital Improvement Plan 6/10/10

Municipal Capital Equipment 3:48 PM

Projected 5 Year Plan

Description	5 - Year Plan Total Cost	FY 2011 Budget Request		Fiscal Year 2012	Fiscal Year 2013	Fiscal Year 2014	Fiscal Year 2015
Public Works Department							
Plow Truck # 4026	$ 170,000	$ 170,000	B				
Pickup Truck #4022	$ 34,000			$ 34,000			
Backhoe #4042	$ 121,000	$ 121,000	B				
Rotary-arm mower	$ 40,000	$ 40,000	L				
Loader # 4008	$ 172,000			$ 172,000			
Pickup Truck #4049	$ 24,000			$ 24,000			
Plow Truck #4045	$ 180,000			$ 180,000			
Plow Truck #4003	$ 185,000				$ 185,000		
Pickup Truck #4006	$ 26,000				$ 26,000		
Loader #4014	$ 200,000				$ 200,000		
Grader #4019	$ 300,000					$ 300,000	
Plow Truck #4016	$ 185,000					$ 185,000	
Pickup Truck #4004	$ 26,000					$ 26,000	
Loader #4008	$ 167,000						$ 167,000
Plow Truck #4024	$ 185,000						$ 185,000
Pickup Truck #4033	$ 28,000						$ 28,000
Monitoring-Pan-Tilt-Zoom Camera @ Key Traffic Signals	$ 25,000			$ 25,000			
Town Hall Generator Fuel Tank Replacement	$ 20,000						$ 20,000
Total Public Works Capital Equipment	**$ 2,088,000**	**$ 331,000**		**$ 435,000**	**$ 411,000**	**$ 511,000**	**$ 400,000**

Capital Improvement Plan 6/10/10

Municipal Capital Equipment 3:49 PM

Projected 5 Year Plan

Description	5 - Year Plan Total Cost	FY 2011 Budget Request		Fiscal Year 2012	Fiscal Year 2013	Fiscal Year 2014	Fiscal Year 2015
Library							
Materials Handling - RFID Project	$ 133,355	$ 88,178	B	$ 45,177			
Library - Information Technology							
Hardware	$ 85,000	$ 32,000	B	$ 21,100	$ 15,200	$ 7,000	$ 9,700
Phone System - VOIP	$ 25,000	$ 25,000	B				
SelfCheck Station	$ 27,000					$ 27,000	
Shelving & Fixtures	$ 17,750	$ 750	A	$ 2,000	$ 5,000	$ 5,000	$ 5,000
Total Public Library Capital Equipment	**$ 288,105**	**$ 145,928**		**$ 68,277**	**$ 20,200**	**$ 39,000**	**$ 14,700**
Total All Municipal Department Equipment	**$ 5,408,105**	**$ 769,928**		**$ 1,014,277**	**$ 1,652,700**	**$ 842,000**	**$ 1,129,200**

Funding in Fiscal Year 2011

"A" Appropriated	$ 21,250
"B" to be Bonded	$ 436,178
"M" Mixed Funding	$ -
"L" to be lease/loan	$ 154,000
"R" to be reserve revenues	$ 91,413
[1-2] Revenue from rescue unit/unmarked vehicles trade-in $5,000	$ 67,087
Total Amount to be Funded	**$ 769,928**

*Note - Bond issues or appropriation and expenditure of funds derived from municipal revenue sources or combination of both, in principal amount greater than $400,000 for a single capital project or equipment requires voter approval. See Section 905.11 of the Town Charter for exceptions.

Narrative for Capital Equipment &Projected 5-Year Plan

Fire Capital Equipment

Description	5-Year Total	2011		2012	2013	2014	2015
Fire Department							
F.D. Replace Rescue Unit (replacement schedule)	$ 790,500	$ 153,500	M	$ 156,000	$ 158,500	$ 160,000	$ 162,500
F. D. Replace Chief's vehicle (replacement schedule)	$ 97,500			$ 47,500			$ 50,000
F.D. Replace Turnout Gear	$ 150,000	$ 30,000	L	$ 35,000	$ 40,000	$ 45,000	
F.D. Replace Termal Imaging Cameras	$ 84,000			$ 27,000	$ 28,000	$ 29,000	
F.D. Engine 3 Pumper (replacement schedule)	$ 450,000						$ 450,000
F. D. Ladder Truck L2, (replacement schedule)	$ 900,000				$ 900,000		
F. D. Major Apparatus Maintenance (refurb Eng. 4)	$ 57,500			$ 57,500			
F. D. EMS Mobile Data Laptop Replacement	$ 15,000			$ 15,000			
Total Fire Capital Equipment	**$ 2,544,500**	**$ 183,500**		**$ 338,000**	**$ 1,126,500**	**$ 234,000**	**$ 662,500**

Note: Equipment with (*) an asterisk indicate FY2011 Budget

<u>*Rescue Unit Replacement</u>: The replacement of rescue units is now scheduled according to a plan approved by the council to trade these front line units every three years. The benefit of this plan is that virtually all maintenance issues during the life of the unit are covered under warrantee. Additionally when we bid the new units we included a provision that guarantees us firm pricing and trade-in values of 50% of the original purchase price for any new purchases over a five year contract. These vehicles are traditionally funded from the Rescue Revenue account.

<u>Replace Chief's Vehicle (replacement schedule)</u>: This request is to replace one of the Chief's or Supervisor's vehicles. Vehicles of this type are scheduled to be replaced after 10 years of service as outlined in the department's vehicle replacement plan.

<u>*Turnout Gear Replacement</u>: Approximately 10 years ago the department undertook a three year phased in plan to update our turnout gear to meet the latest NFPA standards for safety. Since that time we have carried a new gear account in our operational budget to repair and add a few new sets of gear each year. We are now faced with some of our older gear that does not meet the current NFPA standards and can no longer be serviced or repaired. We propose another three year project to replace the oldest of our non-compliant turnout gear over time.

<u>Thermal Imaging Camera Replacement</u>: Approximately 10 years ago the department conducted fund raisers and accepted donations to procure our first thermal imaging cameras. We currently have one on a truck at each of our six stations. These cameras have become an essential tool to the fire service helping us search for trapped victims, and by saving damage to homes where we would normally have to open walls to check for extension of fire. This multi-year project is intended to start gradually replacing two of these units each year as they approach the end of their service lives.

<u>Engine 3 Pumper Replacement</u>: In fiscal year 2015 the Vehicle Replacement schedule calls for the replacement of Engine 3 which is a 1990 E-One. This vehicle will be providing its 25th year of service to the community when replaced. It is stationed at Pleasant Hill and its primary response district protects the very high property value locations of Higgins Beach as well as the industrial area on Pleasant Hill road.

Narrative for Capital Equipment &Projected 5-Year Plan

Ladder Truck L2, Replacement: In fiscal year 2013 the Vehicle Replacement schedule calls for the replacement of Ladder 2 which is a 1988 Pierce. This vehicle will be providing its 25th year of service to the community when replaced. It is stationed at Black Point and its primary response district protects the very high property value locations of Prout's Neck and Higgins Beach as well as the industrial area on Pleasant Hill road, and is the second due ladder for the majority of the other districts in town.

Major Apparatus Maintenance (refurbish Eng 4): This request is to refurbish Engine 4 at the half way point of its anticipated 25 year service life. Over the years we have found this preventive maintenance program to be very cost effective by allowing us to perform major pump repairs, removal of electrolysis, and re-painting as necessary to extend the service life of these valuable assets. It is even more critical now that DPW is using more liquid calcium products to help melt snow. These chemicals used by many municipalities are causing significant maintenance issues for our apparatus. This project was scheduled to take place in FY11 but due to the current economic conditions we have moved that request back 1 year to 2012.

EMS Mobile Data Laptop Replacement: This line is to replace the mobile data terminals in the rescue units and lieutenants vehicles based on a 4 year life as recommended by the MIS department.

Narrative for Capital Equipment &Projected 5-Year Plan

Community Services Capital Equipment

Description	5-Year Total	2011		2012	2013	2014	2015
Community Services Department							
C.S. 4 x 4 Truck Replacement	$ 30,000			$ 30,000			
Total Community Services Capital Equipment	**$ 30,000**	**$ -**		**$ 30,000**	**$ -**	**$ -**	**$ -**

.

Note: Equipment with (*) an asterisk indicate FY2011 Budget

4x4 Truck Replacement): Truck to replace is a 2002 Chevy truck, model HD 2500 used for the grounds maintenance program.

Narrative for Capital Equipment &Projected 5-Year Plan

Police Capital Equipment

Description	5-Year Total	2011		2012	2013	2014	2015
Police Department							
Unmarked Vehicle Replacement Program	$ 100,000	$ 20,000	M	$ 20,000	$ 20,000	$ 20,000	$ 20,000
Auxiliary Vehicle Replacement Program	$ 64,000			$ 32,000		$ 32,000	
ACO Vehicle Replacement	$ 32,000	$ 32,000	L				
Tomar Traffic Light Preemptive Devices	$ 52,000	$ 52,000	L				
K-9 Replacement Program	$ 6,000					$ 6,000	
Secruity Camera & Monitor Upgrade	$ 16,000			$ 16,000			
Public Safety UPS	$ 5,500	$ 5,500	A				
MRO Replacement Vehicle	$ 32,000						$ 32,000
Dispatch Narrow Band Radio Upgrade	$ 150,000			$ 75,000	$ 75,000		
Total Police Capital Equipment	**$ 457,500**	**$ 109,500**		**$ 143,000**	**$ 95,000**	**$ 58,000**	**$ 52,000**

Note: Equipment with (*) an asterisk indicate FY2011 Budget

<u>*Unmarked Vehicles Replacement</u>: We currently have six unmarked, non-police vehicles for use by administration and detectives. These vehicles are in a six year rotation so that we are trading in one of these vehicles in each fiscal year. The Department has changed over from using mostly police package vehicles to smaller more cost-efficient vehicles such as the Ford Taurus and Chevy Impala. We purchase these vehicles as late model used vehicles in order to keep costs down while still maintaining safe and reliable vehicles. Consistent with this policy, this request will replace a 2004 Ford Taurus.

<u>Auxiliary Vehicle Replacement</u>: This is a replacement program started in the 2002/2003 budget for the replacement of auxiliary vehicles shared by members of the police department. These funds would be used for the purpose of replacing one auxiliary vehicle every other year with a newer used vehicle. These vehicles are multi-purpose vehicles used for patrol purposes during times of inclement weather when police cruisers are inoperable. These vehicles function as patrol vehicles when situations demand.

<u>*ACO Replacement Vehicle</u>: This is a replacement program started in the 2002/2003 budget for the replacement of the Animal Control Truck. The funds would be used for the purpose of replacing the truck with a new vehicle every 5 years. The current ACO vehicle has over 100,000 miles

<u>*Tomar Traffic Light Preemptive Devices</u>: This is a five-year plan with $52,000 planned for each year. One year has already been funded. The funds would be used to install signal emitters in the marked police cruisers, fire trucks, and rescues which would communicate to receivers installed in traffic lights. The traffic light receivers would “sense” an approaching emergency vehicle (Emergency Response Situations Only) and would stop all traffic approaching the intersection from other directions. The purpose of this technology is to ensure the safety of citizen drivers and the safer passage of an emergency response vehicle through major intersections. The cost of this equipment has been less than initially projected so two years of the CIP request has been eliminated.

<u>K-9 Replacement Program</u>: This is a replacement program for the replacement of aging police K-9 partners who are no longer physically capable of performing police duties. Replacement will depend on the health of the police dog. Replacement is expected to be after 5 or more years of service. K-9 Jak served 8 years before retiring. K-9 Jasou, who was due to retire in 10/11, passed away unexpectedly on 2/5/10 and will be replaced with donated funds.

Narrative for Capital Equipment &Projected 5-Year Plan

Security Camera/Monitor Upgrade: This request is for the purchase of 1 Pan/Tilt/Zoom Camera and 3 exterior cameras. Current cameras are 13 years old. Funds would also be used to purchase 2 high resolution LCD flat panel color monitors to display the camera viewpoints in dispatch and a 16 channel DVR recorder to record the various camera signals inside and outside of the building. Cameras are installed for property, personnel, and citizen protection.

***Uninterrupted Power Supply**: This is a request for monies to replace the aged batteries for the Public Safety UPS System in the Public Safety Building. The 36 batteries were last replaced in 2003 when some of the batteries failed.

Marine Resources Replacement Vehicle: This is a replacement program started in the 2002/2003 budget for the replacement of the Marine Resources Truck. The funds would be used for the purpose of replacing the truck with a new vehicle every 5 years.

Dispatch Narrowband Radio Upgrade: Federal law mandates that by the end of 2012, Fire and Police Department radios must be narrowband compliant. Narrowband means that the distance between radio frequencies will become closer together. As a result, the equipment must be updated or changed in order to become compliant with the radio frequency changes

Public Works Capital Equipment

Narrative for Capital Equipment &Projected 5-Year Plan

Description	5-Year Total	2011		2012	2013	2014	2015
Public Works Department							
Plow Truck # 4026	$ 170,000	$ 170,000	B				
Pickup Truck #4022	$ 34,000			$ 34,000			
Backhoe #4042	$ 121,000	$ 121,000	B				
Rotary-arm mower	$ 40,000	$ 40,000	L				
Loader # 4008	$ 172,000			$ 172,000			
Pickup Truck #4049	$ 24,000			$ 24,000			
Plow Truck #4045	$ 180,000			$ 180,000			
Plow Truck #4003	$ 185,000				$ 185,000		
Pickup Truck #4006	$ 26,000				$ 26,000		
Loader #4014	$ 200,000				$ 200,000		
Grader #4019	$ 300,000					$ 300,000	
Plow Truck #4016	$ 185,000					$ 185,000	
Pickup Truck #4004	$ 26,000					$ 26,000	
Loader #4008	$ 167,000						$ 167,000
Plow Truck #4024	$ 185,000						$ 185,000
Pickup Truck #4033	$ 28,000						$ 28,000
Monitoring-Pan-Tilt-Zoom Camera @ Key Traffic Signals	$ 25,000			$ 25,000			
Town Hall Generator Fuel Tank Replacement	$ 20,000						$ 20,000
Total Public Works Capital Equipment	**$ 2,088,000**	**$ 331,000**		**$ 435,000**	**$ 411,000**	**$ 511,000**	**$ 400,000**

Note: Equipment with (*) an asterisk indicate FY2011 Budget

<u>*Plow Truck #4026</u>: This truck will replace a 1992 GMC plow truck which has been in service for the last 17 years. After the replacement of this truck, all *heavy* trucks in the Public Works fleet will date from the year 2000. Given the fact that all heavy truck will be year 2000 or newer, the Department will be receiving the equipment replacement schedule.

<u>One-Ton Utility Truck #4022</u>: Continuing with our replacement schedule for *light* trucks this unit will replace a 1998 Chevy, 1-ton utility truck which has been in service for 12 years.

<u>*Backhoe #4042:</u> Public Works uses this machine everyday. Therefore, it is a critical piece of equipment and must be extremely reliable. The fire department also uses it to clear fire hydrants during the winter. The new unit would replace a 2005 Case loader/backhoe that will have approximately 4,000 hours of use by the end of June. Given the age and condition of the current unit, the expected trade in value is $35,000, therfore net cost to purchase is $86,000.

<u>*Rotary Arm Mower:</u> The department currently uses a flail-mower that does not allow for mowing ditch back slopes or behind guardrails. The arm-mounted mower would allow for back slope mowing and mowing behind guardrails minimizing the need for staff to do “ground cutting” operations. Any small trees that sprout between mowing cycles would be cut by the mower. This is an implement for our existing Ford/New Holland tractor.

Public Library Capital Equipment

Narrative for Capital Equipment &Projected 5-Year Plan

Description	5-Year Total	2011		2012	2013	2014	2015
Library							
Materials Handling - RFID Project	$ 133,355	$ 88,178	B	$ 45,177			
Library - Information Technology							
Hardware	$ 85,000	$ 32,000	B	$ 21,100	$ 15,200	$ 7,000	$ 9,700
Phone System - VOIP	$ 25,000	$ 25,000	B				
SelfCheck Station	$ 27,000					$ 27,000	
Shelving & Fixtures	$ 17,750	$ 750	A	$ 2,000	$ 5,000	$ 5,000	$ 5,000
Total Public Library Capital Equipment	**$ 288,105**	**$ 145,928**		**$ 68,277**	**$ 20,200**	**$ 39,000**	**$ 14,700**

Note: Equipment with (*) an asterisk indicate FY2011 Budget

<u>*Library – Materials Handling RFID Project :</u> As the demand for library materials and services has skyrocketed from the 1990's on and with circulation growth increasing, the library's infrastructure, personnel, and budget are stretched to the breaking point. To ensure continuing customer satisfaction and staff productivity, the Library will incorporate Radio Frequency Identification (RFID) and automated materials handling technologies bringing an intuitive ease-of-use that stands in contrast to our current barcode and magnetic security strip technology, which is harder for patrons in both self-checkout and return.

The **Materials Handling RFID Project** has four goals: providing security for our materials; improving staff efficiency (by reducing the time spent on repetitive tasks and increasing accuracy); increasing use of our SelfCheck; and streamlining collection management through regular inventories of materials, identifying out-dated materials for replacement, sorting returned materials, re-shelving materials, shelf reading, verifying and weeding that libraries must do to keep collections fresh and user-friendly. The Project focuses on keeping patron service a priority, bringing staff out from behind service areas to work directly with patrons.

The Project consists of Radio Frequency Identification (RFID) tags for each item in the Library collection ($47,400), staff workstations to enable us to apply the tags to new or donated items for the collection and upgrades to current workstations to check items in and out ($15,570 in FY11 and $29,388 in FY12). Security gates at the entrance will identify materials leaving the building without being checked out ($12,807). The Digital Library Assistant (DLA) will be used for shelf-reading, verifying the cataloging of items, weeding of out-dated materials, and performing inventory during regular business hours instead of closing for 3 days or more each year ($12,401). Whenever possible, retrofitting existing hardware and software to accept the new technology is planned over new purchases. A book return unit is planned for FY12 ($15,789).

We expect to tag convert 80,000 items with no disruption to our patrons, taking staff and volunteers 3 – 6 months to convert the collection. Once the project is completed, corresponding efficiencies to both front and back office operations should significantly reduce the need for additional staff and free existing staff to work directly with patrons. We also expect to realize up to 50% percent patron self-service in the checkout/check in process. Achieving that level of patron participation will translate to the significant increase in productivity that the library needs.

Narrative for Capital Equipment &Projected 5-Year Plan

Library – Information Technology:

*****2011: Hardware – Replacement computers, $7,000; Windows server replacement, $25,000. Phone System - $25,000, replacement of current phone system with VOIP technology. Total $57,000.
2012: Hardware – Replacement computers, $7,000; server replacement, $11,000; replacement tape backup, $1,800; replacement Smart UPS, $1,300.
2013: Hardware – Replacement computers, $7,000; wireless access points, $2,200; replacement Cisco network switch, $6,000.
2014: Hardware – Replacement computers, $7,000. Self Check **–** $27,000**,** second unit.
2015: Hardware **–** Replacement computers, $7,000; Cisco Firewall $2,700.

***Shelving & Fixtures:** Various amounts to accommodate changes in collection size and location and to replace existing fixtures as needed.

Municipal Capital Improvement Projects
Projected 5 Year Plan

Description	5 - Year Plan Total Cost	FY 2011 Budget Request	Fiscal Year 2012	Fiscal Year 2013	Fiscal Year 2014	Fiscal Year 2015
Information Systems Department Capital Projects Total	$ 88,500	$ -	$ 88,500	$ -	$ -	$ -
Community Services Capital Projects Total	$ 400,000	$ 400,000	$ -	$ -	$ -	$ -
Planning Department Capital Projects Total	$ 3,777,550	$ 2,290,800	$ 791,750	$ 20,000	$ -	$ 675,000
Fire Department Capital Projects Total	$ 327,000	$ 85,000	$ 149,000	$ 30,000	$ 31,000	$ 32,000
Police Department Capital Projects Total	$ 13,868,000	$ -	$ 13,868,000	$ -	$ -	$ -
Public Works Department Capital Projects Totals	$ 12,000,225	$ 576,000	$ 2,993,000	$ 4,223,225	$ 2,904,000	$ 1,304,000
Public Library Captial Projects Totals	$ 4,679,500	$ 269,000	$ 333,500	$ 4,076,000	$ -	$ 1,000
Energy Capital Project Totals	$ 750,000	$ -	$ 750,000	$ -	$ -	$ -
Totals	**$ 35,890,775**	**$ 3,620,800**	**$ 18,973,750**	**$ 8,349,225**	**$ 2,935,000**	**$ 2,012,000**
Bond Proceeds		**$ (3,606,800)**				
Impact Fees		**$ -**				
Funded by Grants, Fees		**$ -**				
Net Appropriation for FY2011		**$ 14,000**				

Capital Improvement Plan
Municipal Capital Projects
Project 5 Year Plan

6/11/10
9:00 AM

Description	5 - Year Plan Total Cost	FY 2011 Budget Request		Fiscal Year 2012	Fiscal Year 2013	Fiscal Year 2014	Fiscal Year 2015
Information Systems Department							
N. S. Fire Station Fiber cable installation from OH Network	$ 88,500			$ 88,500			
Information Systems Department Capital Projects Total	**$ 88,500**	**$ -**		**$ 88,500**	**$ -**	**$ -**	**$ -**
Community Services Department							
H.S. Complex & Turf Field Lighting (Green Program)	$ 100,000	$ 100,000	B				
Higgins Beach Parking & Site Improvements	$ 300,000	$ 300,000	B				
Community Services Capital Projects Total	**$ 400,000**	**$ 400,000**		**$ -**	**$ -**	**$ -**	**$ -**
Planning Department							
Dunstan Corner Transportation Improvements	$ 771,750			$ 771,750			
Payne Road Island/Traffic Calming	$ 35,800	$ 35,800	B				
Town Wide Directional Signage Program	$ 60,000	$ 20,000	B	$ 20,000	$ 20,000		
Haigis Parkway/Route One Intersection Improvement Phase I	$ 2,235,000	$ 2,235,000	B				
Haigis Parkway /Route One Intersetion Improvement Phase II	$ 675,000	$ -					$ 675,000
Pine Point Beach Access	$ -	$ -					
Planning Department Capital Projects Total	**$ 3,777,550**	**$ 2,290,800**		**$ 791,750**	**$ 20,000**	**$ -**	**$ 675,000**
Fire Department							
F.D. Municipal Holding Tank	$ 122,000			$ 29,000	$ 30,000	$ 31,000	$ 32,000
F.D. Emergency Vehicle Entering Lights Dunstan	$ 30,000			$ 30,000			
F. D. Major Station Maintenance Program	$ 175,000	$ 85,000	B	$ 90,000			
Fire Department Capital Projects Total	**$ 327,000**	**$ 85,000**		**$ 149,000**	**$ 30,000**	**$ 31,000**	**$ 32,000**
Police Department							
Public Safety Building Renovation	$ 13,800,000			$ 13,800,000			
Building Painting	$ 30,000			$ 30,000			
Building Furnace	$ 38,000			$ 38,000			
Police Department Capital Projects Total	**$ 13,868,000**	**$ -**		**$ 13,868,000**			

Capital Improvement Plan 6/11/10

Municipal Capital Projects 9:02 AM

Project 5 Year Plan

Description	5 - Year Plan Total Cost	FY 2011 Budget Request		Fiscal Year 2012	Fiscal Year 2013	Fiscal Year 2014	Fiscal Year 2015
Public Works Department - Town-Wide Projects							
Mid-Level Road Rehabilitation (3 miles per year)	$ 2,413,000	$ 441,000	B	$ 463,000	$ 483,000	$ 503,000	$ 523,000
Old Millbrook Drainage Study & Improvements, Phase I	$ 2,500,000			$ 2,500,000			
Martin Ave/Broadturn Rd Culvert Replacement	$ 115,000	$ 115,000	B				
FA Cable Replacement - Rt 1 at Nonesuch to S. Portland line	$ 20,000	$ 20,000	B				
Old Millbrook Drainage Study & Improvements, Phase II	$ 2,000,000				$ 2,000,000		
Traffic Connect - Route 1 @ Southgate to Rte 1 Master	$ 30,000			$ 30,000			
Broadturn Rd Rehabilitation	$ 831,600				$ 831,600		
Hanson Road & Tapley Road Rehabilitation	$ 728,625				$ 728,625		
Traffic - Fire Alarm Cable Replacement Payne Rd/Haigis	$ 40,000				$ 40,000		
Beech Ridge Road	$ 140,000				$ 140,000		
Spurwink Road	$ 2,376,000					$ 2,376,000	
Traffic Connect - Dunstan Signals via Fiber to Rt 1 Master	$ 25,000					$ 25,000	
Two Rod Road (Turnpike - Payne Rd)	$ 145,000						$ 145,000
Fogg Road Paving & Drainage Project	$ 636,000						$ 636,000
Public Works Department Capital Projects Totals	**$ 12,000,225**	**$ 576,000**		**$ 2,993,000**	**$ 4,223,225**	**$ 2,904,000**	**$ 1,304,000**

Capital Improvement Plan 6/11/10

Municipal Capital Projects 9:03 AM

Project 5 Year Plan

Description	5 - Year Plan Total Cost	FY 2011 Budget Request		Fiscal Year 2012	Fiscal Year 2013	Fiscal Year 2014	Fiscal Year 2015
Library Building Maintenance & Repair							
HVAC maintenance	$ 59,500	$ 14,000	A	$ 43,500	$ 1,000		$ 1,000
Painting, exterior and interior	$ 30,000			$ 15,000	$ 15,000		
Parking lot & sidewalk repair & redesign	$ 255,000	$ 255,000	B				
Overflow Parking	$ 60,000				$ 60,000		
Emergency Generator	$ 100,000			$ 100,000			
Office Reconfiguration	$ 25,000			$ 25,000			
Building Expansion	$ 4,150,000			$ 150,000	$ 4,000,000		
Public Library Captial Projects Totals	**$ 4,679,500**	**$ 269,000**		**$ 333,500**	**$ 4,076,000**	**$ -**	**$ 1,000**
Energy							
PACE Program	$ 250,000			$ 250,000			
Town Hall Tri-Generation Energy Efficiency	$ 500,000			$ 500,000			
Energy Capital Project Totals	**$ 750,000**	**$ -**		**$ 750,000**			
Total All Municipal Department Projects	**$ 35,890,775**	**$ 3,620,800**		**$ 18,973,750**	**$ 8,349,225**	**$ 2,935,000**	**$ 2,012,000**

Funding in Fiscal Year 2010-2012

"A" to be Appropriated	$ 14,000
"B" to be Bonded	$ 3,606,800
"I" Impact Fees	$ -
"M" Mixed - to be Funded by Grants, Fees	$ -
Total Amount to be Funded	**$ 3,620,800**

*Note - Bond issues or appropriation and expenditure of funds derived from municipal revenue sources or combination of both, in principal amount greater than $400,000 for a single capital project or equipment requires voter approval. See Section 905.11 of the Town Charter for **exceptions** to this provision.

Narrative for Capital Projects & Projected 5-Year Plan

Information Technology Capital Projects

Description	5-Year Total	2011		2012	2013	2014	2015
Information Systems Department							
N. S. Fire Station Fiber cable installation from OH Network	$ 88,500			$ 88,500			
Information Systems Department Capital Projects Total	**$ 88,500**	**$ -**		**$ 88,500**	**$ -**	**$ -**	**$ -**

Note: Projects with (*) an asterisk indicate FY2011 Budget

Fiber to Fire Station: The fiber cable will be run to North Scarborough Fire Station from the OakHill Network.

Narrative for Capital Projects & Projected 5-Year Plan

Community Services Capital Projects

Description	5-Year Total	2011		2012	2013	2014	2015
Community Services Department							
H.S. Complex & Turf Field Lighting (Green Program)	$ 100,000	$ 100,000	B				
Higgins Beach Parking & Site Improvements	$ 300,000	$ 300,000	B				
Community Services Capital Projects Total	**$ 400,000**	**$ 400,000**		**$ -**	**$ -**	**$ -**	**$ -**

Note: Projects with (*) an asterisk indicate FY2011 Budget

<u>*H.S. Complex & Turf Field Lighting (Green Program):</u> Normal re-lamping occurs after 10 years of operation or 10,000 hours of use, and we have exceeded both criteria on the turf field. Therefore, my goal is to upgrade our current lighting system next year.

The **Musco** Sports Lighting Green program is a new program should cut energy demand in half and help offset the capital costs over time. It will also allow us to bring our current foot candle illumination power from 30 to 50 foot candles (measurement of light on the field) without adding any new fixtures. Once the new installation is complete, we should save as much as $65,000 to $75,000 over the next 25 years. The cost for the proposed upgrade would be $100,000. We currently have a $25,000 dollar grant to help offset the cost.

<u>*Higgins Beach Parking & Site Improvements:</u> Community Services would like to request $300,000 for a parking lot and site improvements at Higgins Beach. Subject to a public process yet to occur regarding specific improvements to be made, this appropriation request is based on costs relating to conceptual design, engineering, permitting, and construction of a new changing area, bathroom facilities, site improvements, and a paved parking area.

Narrative for Capital Projects & Projected 5-Year Plan

Planning Capital Projects

Description	5-Year Total	2011		2012	2013	2014	2015
Planning Department							
Dunstan Corner Transportation Improvements	$ 771,750		B	$ 771,750			
Payne Road Island/Traffic Calming	$ 35,800	$ 35,800	B				
Town Wide Directional Signage Program	$ 60,000	$ 20,000	B	$ 20,000	$ 20,000		
Haigis Parkway/Route One Intersection Improvement Phase I	$ 2,235,000	$ 2,235,000	B				
Haigis Parkway /Route One Intersetion Improvement Phase II	$ 675,000	$ -					$ 675,000
Pine Point Beach Access	$ 35,000	$ 35,000	B				
Planning Department Capital Projects Total	**$ 3,777,550**	**$ 2,325,800**		**$ 791,750**	**$ 20,000**	**$ -**	**$ 675,000**

Note: Projects with (*) an asterisk indicate FY2011 Budget

Dunstan Corner Transportation Improvement Plan: This CIP includes the Town's match for the transportation improvements that are planned for Dunstan Corner. The Town has entered into a three-party agreement with Maine DOT and PACTS to engineer and construct the improvements at Dunstan Corner with the Town being responsible for 25% of the cost of this project. The $771,750 is the Town's match toward construction, which is slated for fiscal year 2012. This CIP is part of the larger transportation plan for Route One, Haigis Parkway and Payne Rd, and therefore is tied to the Haigis Parkway / Route One CIP for FY 2011.

This project will improve the Route One / Broadturn Rd / Pine Point Rd intersection; maintain the current Payne Rd / Route One intersection as a right in and out; and will create a new full service, signalized intersection east of the Dunstan School Restaurant that will connect Route One and Payne Rd. These improvements will greatly improve the operation and safety of these regionally significant intersections. The improvement plan also consists of sidewalks and crosswalks to connect into the new sidewalks south of Dunstan Corner and further enhance the pedestrian environment in this area.

***Road Improvements - Payne Road Traffic Calming Measures**: This CIP includes the addition of a landscaped island and the landscaping of an existing island within Payne Road between the Scarborough Gateway project and Bonneygrove Drive. These islands, coupled with street tree plantings along the roadway, are intended to introduce a gateway to the more residential section of Payne Road and play a role in slowing traffic in this area. This improvement is part of the larger plan to improve the Dunstan Corner and Haigis Parkway / Route One intersections and direct more commuter traffic to use Route One and the Haigis Parkway. It is a traffic calming measure that could also be added to in the future depending on the effectiveness of the overall program.

***Town Wide - Directional Signage Program**: As a consequence of the Payne Road Study Committee's work to alleviate through and commuter traffic on Payne Road, it was determined that adequate and effective directional signage was lacking throughout the Town. The staff of SEDCO has begun a program to identify appropriate locations for informational signs to direct motorists to the most appropriate routes.

There are 21 locations that have been identified as in need of signage. Due to the cost of the project, it is likely to be a three year program. The signs will be decorative in nature with a "Welcome to Scarborough" message and a yet to be determined logo. Below the logo will be appropriate directions. Such as "Haigis Parkway - 2 mi.", "Dunstan Village - .5 mi." etc.

Narrative for Capital Projects & Projected 5-Year Plan

Planning Capital Projects (continued)

In order to attempt to redirect through and commuter traffic on Payne Road, the first year program should consist of signage at the following locations.

1. Route One at the Scarborough/Saco Line
2. Intersection of Route One, Pine Point Road, and Broadturn Road
3. Route One and the Haigis Parkway
4. Payne Road and the Haigis Parkway
5. Payne Road at the Scarborough/South Portland Line
6. Proposed new Payne Road/Route One connector

Second and third year signage locations would be determined by Town staff.

***Haigis Parkway / Route One Intersection Improvement Plan – Phase I:** This CIP consists of intersection and pedestrian improvements for the Haigis Parkway / Route One intersection and is part of the larger plan to improve the Dunstan Corner intersections and direct more commuter traffic to use Route One and the Haigis Parkway. The Dunstan Corner project and Payne Road improvements are outlined under separate CIPs. This CIP includes construction engineering, construction costs, and funds for right-of-way acquisition.

More specifically this project consists of new double left turn lanes from Route One northbound onto the Haigis Parkway; a new exclusive right turn lane from Haigis Parkway onto Route One southbound; a new exclusive right turn lane from Route One southbound onto Haigis Parkway; new sidewalks and crosswalks at the intersection; and associated improvements. This CIP is proposed as the first step in the improvement plan for Dunstan Corner and Payne Road, with the Dunstan Corner improvements to follow in fiscal year 2012.

Haigis Parkway / Route One Intersection Improvement Plan – Phase II: This CIP includes the second phase of improvements that have been conceptually designed for the Haigis Parkway / Route One intersection. These improvements consist of a second left turn lane from Haigis Parkway to Route One northbound; an exclusive right turn lane from Lincoln Avenue to Route One northbound; and a thru/right turn lane from Route One northbound to Lincoln Avenue.

These improvements would optimize the operation of this intersection, but are not improvements that are necessary to the transportation system in short term. These are improvements that are intended to satisfy the operational needs of this intersection into the year 2025. We've included Phase II in the CIP for FY 2015 for Town Council consideration should you determine that it be economical to make these improvements in the short term.

Narrative for Capital Projects & Projected 5-Year Plan

Fire Capital Projects

Description	5-Year Total	2011		2012	2013	2014	2015
Fire Department							
F.D. Municipal Holding Tank	$ 122,000			$ 29,000	$ 30,000	$ 31,000	$ 32,000
F.D. Emergency Vehicle Entering Lights Dunstan	$ 30,000			$ 30,000			
F. D. Major Station Maintenance Program	$ 175,000	$ 85,000	B	$ 90,000			
Fire Department Capital Projects Total	**$ 327,000**	**$ 85,000**		**$ 149,000**	**$ 30,000**	**$ 31,000**	**$ 32,000**

Note: Projects with (*) an asterisk indicate FY2011 Budget

Municipal Fire Protection Holding Tank: This request is an ongoing program to install 15,000 gallon underground fire protection storage tanks in the rural areas of town that do not have municipal water main hydrant protection or where there is no opportunity to install a dry hydrant. Normally these tanks are installed at the developer's expense if a new subdivision were being planned. This program funds one tank installation per year in various rural, existing neighborhoods that most likely will not experience sufficient growth to require a developer to install a fire protection tank. We have been fortunate to have received 50% grant funding for some of these projects in the past although there is no guarantee in the future. No funding is requested in the FY10 budget as we are using funds carried forward from previous budgets due to grants received to cover the projected costs of next year's improvements.

Dunstan Emergency Vehicle Entering Lights: This project is designed to be accomplished concurrently with the Dunstan intersection improvements. Traffic is so heavy during most times of the day in front of Dunstan Fire Station that the apparatus has a very difficult time gaining access to Route 1 as they leave the station on emergency responses. This project will install Emergency Vehicle Entering warning lights and signs similar to what we installed near Oak Hill station a number of years ago.

***Major Station Maintenance Program**: Over the past three years we have taken the recommendations from the energy efficiency task force and made significant improvements to our stations to save fuel oil and electricity. This is a new multi-year program that we would like to start to make necessary improvements to the exterior of our stations that is above and beyond the normal maintenance items we complete on an ongoing basis. Our three oldest sub stations were built between 1987 and 1989 so they are almost 25 years old. To maintain our significant investment it is time to have the bricks pointed, masonry sealed, expansion joints caulked, and replace some of the windows with more energy efficient models. We also need to address the pavement at the aprons of our truck bays at each of these three stations. The first year of this program will be to concentrate on the heating systems by replacing the old boilers with new 95% high efficiency condensing boilers. Our goal is to take advantage of potential energy efficiency grant opportunities while they are still available through federal stimulus grants in early FY11.

Narrative for Capital Projects & Projected 5-Year Plan

Police Capital Projects

Description	5-Year Total	2011	2012	2013	2014	2015
Police Department						
Public Safety Building Renovation	$ 13,800,000		$ 13,800,000			
Building Painting	$ 30,000		$ 30,000			
Building Furnace	$ 38,000		$ 38,000			
Police Department Capital Projects Total	**$ 13,868,000**	**$ -**	**$ 13,868,000**			

Note: Projects with (*) an asterisk indicate FY2011 Budget

<u>Building Renovation:</u> (originally a 2 year project)

Phase 1 budgeted 06/07 **$395,000**
for studies, surveys, architect design

Phase 2 request for budget year 2012 **<u>$13,800,000</u>**
for building construction and renovation

Total Project Cost **$14,195,000**

This project was originally requested in the 02/03 budget request. This request is for Phase 2 which has previously been postponed for seven years for budgetary reasons.

Phase 1 ($395,000) was budgeted in 06/07. Those funds are currently being used to study the special needs of the public safety facility and its future expansion and/or renovation. Phase I involves money to study and design the facility. It also involves money to do earthwork and preparation.

Phase 2 ($13,800,000) which was scheduled as a request for budget year 03/04 has been postponed due to the current economic climate. It is now scheduled as a request for budget year 11/12. It requests money for the actual expansion and/or renovations of the present facility or the building of a new facility. This is the implementation phase of the two year project.

<u>Building Painting:</u> This request is for funds to repaint the interior walls of the police department facility. It was last repainted in the fall of 1996.

<u>Furnace:</u> This request is for funds to replace the boiler furnace which heats the entire Public Safety Building. The current boiler is 21 years old and we are experiencing problems with the circulator pumps and regulation of the heat throughout the complex.

Narrative for Capital Projects & Projected 5-Year Plan

Public Works Capital Projects

Description	5-Year Total	2011		2012	2013	2014	2015
Public Works Department - Town-Wide Projects							
Mid-Level Road Rehabilitation (3 miles per year)	$ 2,413,000	$ 441,000	B	$ 463,000	$ 483,000	$ 503,000	$ 523,000
Old Millbrook Drainage Study & Improvements, Phase I	$ 2,500,000			$ 2,500,000			
Martin Ave/Broadturn Rd Culvert Replacement	$ 115,000	$ 115,000	B				
FA Cable Replacement - Rt 1 at Nonesuch to S. Portland line	$ 20,000	$ 20,000	L				
Old Millbrook Drainage Study & Improvements, Phase II	$ 2,000,000				$ 2,000,000		
Traffic Connect - Route 1 @ Southgate to Rte 1 Master	$ 30,000			$ 30,000			
Broadturn Rd Rehabilitation	$ 831,600				$ 831,600		
Hanson Road & Tapley Road Rehabilitation	$ 728,625				$ 728,625		
Traffic - Fire Alarm Cable Replacement Payne Rd/Haigis	$ 40,000				$ 40,000		
Beech Ridge Road	$ 140,000				$ 140,000		
Spurwink Road	$ 2,376,000					$ 2,376,000	
Traffic Connect - Dunstan Signals via Fiber to Rt 1 Master	$ 25,000					$ 25,000	
Two Rod Road (Turnpike - Payne Rd)	$ 145,000						$ 145,000
Fogg Road Paving & Drainage Project	$ 636,000						$ 636,000
Public Works Department Capital Projects Totals	**$ 12,000,225**	**$ 576,000**		**$ 2,993,000**	**$ 4,223,225**	**$ 2,904,000**	**$ 1,304,000**

Note: Projects with (*) an asterisk indicate FY2011 Budget

***Mid-Level Road Rehabilitation**: As a result of the pavement condition survey conducted during the summer/fall of 2007, the Public Works Department has created a priority list of road rehabilitation projects. The goal is to conduct varying levels of pavement rehabilitation to all of the Town's 170 centerline miles of road using a 15-year schedule. The proposed work will range from cracksealing to full grinding and paving depending on condition and type of road (i.e., collector vs. residential streets).

Old Millbrook Drainage Study & Improvements, Phase I: The Old Millbrook neighborhood has significant drainage problems. Due to minimal grade change in the neighborhood, the existing ditches do little to convey water. The proposed subsurface drainage project would convey water to the Old County Road drainage improvements and from there out to the river. Also included in this scope of work would be road reconstruction. Due to the size of the neighborhood this request would be for phase 1 of 2, first Phase planned for FY2012.

***Martin Ave/Broadturn Rd. Culvert Replacement**: Martin Avenue floods multiple times annually. Initial engineering studies indicate undersized culverts at both Martin Avenue and Broadturn Road. The scope of the project includes installing proper sized culverts to handle existing flows.

***Fire Alarm Cable Replacement: Route 1(Nonesuch River) – So. Portland Line** This Fire Alarm Cable has had troubles and has deteriorated to NO remaining spare conductors. This Fire Alarm Connection is critical to interconnect the Town of Scarborough's Municipal Fire Alarm System with the City of South Portland's Municipal Fire Alarm System and needs to be replaced to ensure present level of service. Projects such as this are coordinated and supported by the fire service.

Old Millbrook Drainage Study & Improvements, Phase II: The Old Millbrook neighborhood has significant drainage problems. Due to minimal grade change in the neighborhood, the existing ditches do little to convey water. The proposed subsurface drainage project would convey water to the Old County Road drainage improvements and from there out to the river. Also included in this scope of work would be road reconstruction. Due to the size of the neighborhood this request would be for phase 2 of 2, second Phase for FY2013.

Narrative for Capital Projects & Projected 5-Year Plan

Public Library Capital Projects

Description	5-Year Total	2011		2012	2013	20142015	
Library Building Maintenance & Repair							
HVAC maintenance	$ 59,500	$ 14,000	A	$ 43,500	$ 1,000		$ 1,000
Painting, exterior and interior	$ 30,000			$ 15,000	$ 15,000		
Parking lot & sidewalk repair & redesign	$ 255,000	$ 255,000	B				
Overflow Parking	$ 60,000				$ 60,000		
Emergency Generator	$ 100,000			$ 100,000			
Office Reconfiguration	$ 25,000			$ 25,000			
Building Expansion	$ 4,150,000			$ 150,000	$ 4,000,000		
Public Library Captial Projects Totals	**$ 4,679,500**	**$ 269,000**		**$ 333,500**	**$ 4,076,000**	**$ -**	**$ 1,000**

Note: Projects with (*) an asterisk indicate FY2011 Budget

<u>*HVAC Maintenance:</u> Replace controls, clean ducts and repair exhaust fans in meeting room area, replace steam cylinder in humidifier, $14,000. Replace HVAC unit in meeting room, $43,500. Project bi-annual replacement of steam cylinder, $1,000 in FY13 and FY15.

<u>Painting</u>: Planned on as needed basis, $15,000 over two years.

<u>*Parking Lot & Sidewalk Repair and Redesign:</u> This is a project that has been deferred for several years, $255,000. The parking lot and sidewalk areas continue to deteriorate and both are now safety concerns. At the time the lot and walks are repaired, a redesign will provide for greater pedestrian safety, improved traffic flow and an additional 11 spaces. Because of the size of this project, the building code requires that fire lanes be constructed around the building at the same time. The need for additional spaces is evident on a weekly basis.

Project scope includes construction of a fire lane on east side of building, reconstruction of front entrance plaza to include a drop-off area, reconstruction and expansion of existing parking area to add 11 spaces, reconstruction of current walk, installation of new walk and cross walks along entry drive, lighting, stormwater facilities and landscaping.

<u>Overflow Parking Lot:</u> Lot will add 12 new spaces and will serve as a fire lane for the west side of the building. The project will include a sidewalk, turnaround suitable for fire apparatus, lighting, stormwater facilities and landscaping $60,000.

<u>Emergency Generator</u>: The generator will permit the Library to offer community service in the case of a power interruption, $100,000. The community has come to rely on the library for warmth, electronic communications, human contact, information and recreation during times of emergency. With a generator, the Library becomes eligible to become an Emergency Management Agency's Volunteer Reception Center in the case of a declared emergency.

<u>Office Reconfiguration:</u> Space, for staff or public, needs to adapt to changes in job responsibilities and the type of service provided to the community.

<u>Building Expansion:</u> The first year expense, $150,000, will provide preliminary planning for the expansion in the following year, $4,000,000.

Narrative for Capital Projects & Projected 5-Year Plan

Energy Capital Projects

Description	5-Year Total	2011		2012	2013	20142015	
Energy							
PACE Program	$ 250,000			$ 250,000			
Town Hall Tri-Generation Energy Efficency	$ 500,000			$ 500,000			
Energy Capital Project Totals	**$ 750,000**	**$ -**		**$ 750,000**			

PACE: (Property Assessed Clean Energy)

How it Works:

Property owners can choose to borrow money from a newly established "municipal financing district" to finance energy retrofits (efficiency measures and micro renewable energy) and repay over 20 years through an annual assessment on their property tax bill. The PACE bond market is a combination of municipal bonds, federal loan guarantees, federal stimulus dollars, and private funding and has the potential to dramatically accelerate the energy retrofitting of Maine's building stock and create long-term sustainable green jobs. The PACE program dramatically improves the economics of energy retrofits and micro renewable projects due to the elimination of the upfront cost barrier for property owners, the long term nature of the repayment period, structuring the payment as annual assessment on property tax, and because the loan stays with the property for the life of the loan.

STEPS of a PACE program:

1. State enabling legislation (LD 1717) allows for special municipal taxing districts
2. Municipality (city or county) creates a special "PACE" district
3. "PACE" district prepares a "PACE" bond using either a pooled or interim financing approach
4. Commercial/residential real estate owners apply for PACE funds to install hyper energy efficiency measures and renewable energy production (e.g. solar)
5. PACE funding treated as senior "property tax lien" and repaid by real estate owner over 20 years as annual assessment of property tax.

BENEFITS of PACE

1. Property Owner:
2. Elimination of "up-front" cost barrier
3. Positive cash flow on retrofits (annual savings>cost) which frees up household income for mortgage payments
4. Lower energy bills and lower vulnerability to spikes in energy prices

Town Hall Tri-Generation Energy Efficiency:

Tri-Generation is defined as the simultaneous on-site generation of electricity, heating and cooling from one energy source. This energy model provides significant energy cost savings, environmental benefits and energy security. For the Town Hall the system would include a micro-turbine-generator that produces electricity for the Town Hall and other town facilities using net-metering. The high temperate waste exhaust from the turbine-generator is captured and utilized to create high temperature hot water. The Tri-Generation plant hot water system is connected in parallel with the existing boiler system for heating and domestic hot water needs of the Town Hall. Also, a hot water absorption chiller is used to create chilled water from the waste hot water for cooling needs of the Town Hall. Per the US EPA this model creates 25% less harmful emissions per unit of energy generated traditional energy models. Preliminary analysis suggests an attractive return on investment of less than five years. The Energy Committee will be tasked with reviewing and recommending this project.

2010-11 Scarborough Public Schools - Facilities Capital Projects		
Description	**Priority**	**Cost**
CIP		
District-wide Building envelope		
Wentworth - storm window installation on North Wing, Art Room, Offices	High	$72,000
Wentworth - Outside door replacement in kitchen	High	$8,000
Blue Point - Roof restoration (4 & 4a)	High	$30,000
		$110,000
Facilities Support Equipment		
Maintenance - Loader/Tractor for snow removal (trade skid steer)	Medium High	$23,000
Carpet racks, mat racks, snow blowers, storage sheds	Medium	$20,000
		$43,000
Energy efficiency projects - HS gym lighting, MS gym lighting, Auditorium lighting	Medium	**$45,000**
Total		**$198,000**

The O&M projects will be funded out of the operations budget

O & M		
District wide - Replacement & Renewal		**$100,000**
Projects:		
Middle School - Skylight maintenance	High	$17,000
Middle School - Retention pond repairs	Medium	$10,000
High School - Retention pond repairs	Medium	$10,000
Wentworth - Drainage/restoration of playground area	Medium	$15,000
High School - camera cabling	Medium	$10,000
Pleasant Hill - Outside door replacement in hallway to portables	Medium High	$8,000
		$70,000

Scarborough Schools
Short points on 2010-11 Facilities CIP projects

Category: District-wide building envelope
Cost: $110,000

Project: Wentworth Storm Windows
Cost: $72,000
Description:

1. Installation of storm windows over 145 existing bays of windows in the oldest sections of the school. This includes both sides of the north wing, the art room wing, and the administrative offices.
2. The windows in these sections are original single pane installations. The glazing that holds the windows in place is in extremely poor condition.
3. The heat loss and weather infiltration though these windows is severe. Temperatures in the classrooms have been measured repeatedly and the results show a temperature differential of 8-10 degrees between measurements taken at interior walls verses the exterior walls. Drafts and rain infiltration are also a problem in many classrooms. Many of the windows are not securely held in place and there is a risk that windows could fall out towards the exterior of the building.

Project: Blue Point Roof Restoration
Cost: $30,000
Description:

1. This is a restoration of roofs 4 & 4a, which is on schedule to be done as part of a 20 year roof CIP plan.
2. This roof is in fair condition. Age related defects are beginning to develop. There is 22 feet of perimeter flashing that is damaged from improper repair. Attempts to repair these details by covering them with pourable sealer have proven ineffective. Once leakage occurs, the repair will be costly due to the removal and replacement of the perimeter metal, associated EPDM and flashings. There are many visible areas where the sealer is beginning to lift.
3. Complete restoration of these two roofs includes a five year warranty.

Project: Wentworth exterior kitchen door replacement
Cost: $8,000
Description:

1. Replace the existing door and frame with an insulated door that meets the requirements of an emergency exit.
2. The exterior kitchen entrance at the Wentworth School currently has a metal framed door that is in poor condition. The door frame is severely rusted at the base and has large holes in it. The door was identified as an IPM concern during the last kitchen inspection performed by the State of Maine.

03/10/10

Technology Requests 2010-2011

	Total	Replacement	New
Wentworth Intermediate School	$ 137,000	$ 137,000	$ -
The current Wentworth computers were purchased in the summer of 2003 and have reached end of life.			
New instructional software applications will not run on these machine.			
195 Computers	$ 136,500	136,500	
Cabling	$ 500	500	
Teacher Laptops	$ 144,000	$ -	$ 144,000
Laptops for teachers in grades K thru 5 for assessment and instruction.			
160 Laptops and cases	$ 144,000		144,000
Windows 7 Operating System for Teacher Laptops 6 thru 12	$ 11,500	$ 11,500	$ -
Upgrade operating system for teacher laptops from Apple OS 10 to Windows 7			
This will allow full remote access to network and be compatible with school / town network.			
Windows 7 Professional with OneNote	$ 11,500	11,500	
Student Laptops for High School Students	$ 668,600	$ -	$ 668,600
Provide student laptops for all high school students			
1130 Laptops	$ 621,500		621,500
1130 Utility Software	$ 33,900		33,900
1100 Cases	$ 13,200		13,200
	Total	Replacement	New
Total Computer Technology Request	$ 961,100	$ 148,500	$ 812,600

S.Tewhey 3/10/2010

Technology CIP Projects

Project: Wentworth Intermediate School Desktop Replacements
Cost: $137,000
Description: Replace desktop computers at Wentworth Intermediate School.

1. Current computers will not run new instructional software. Example: Scholastic System 44.
2. Current computers have been in service for 7 years and are requiring more repairs and replacement. Repairs are becoming costly.
3. We no longer have replacements or spare units of this model. If computer fails we can not replace it within the image model.
4. Do not need to replace monitors or printers, they were replaced in 2008.

Project: Teacher Laptops Grades K thru 5.
Cost: $144.000
Description: Purchase laptops for all teachers grades K thru 5.

1. Enable teachers to access school network from home.
2. Mobile instructional tool for teachers.
3. Currently all teachers grades 6 thru 12 have teacher laptops, equity issue.
4. Each laptop will have video conferencing capabilities.
5. Currently teachers grades 3 thru 5 do not have a teacher computer, they are the only teachers in the district without a teacher computer.
6. Will not need to replace Primary teacher's desktop computer in 2012.

Project: Windows 7 Operating System for Teacher Laptops 6 thru 12
Cost: $11,500
Description: Install Windows 7 operating system on teacher laptops grades 6 thru 12.

1. Windows 7 is required for remote access, which will allow teachers to access the school network from home.
2. Start move to single Windows platform in district.
3. Teachers will be on single town network for desktop and laptop.
4. Provide access to SharePoint, teacher collaboration tool.
5. This will cut support cost going forward.

Project: High School Student Laptop Program
Cost: $668,600
Description: Provide personal portable computing devices with basic applications for all high school students.

1. Provide each student with a technology tool for research and learning.
2. Continue laptop program from middle school.
3. Provide technological and learning equity for all students.
4. Tool for anywhere, anytime learning.

Category: Facilities Support Equipment
Cost: $43,000

Project: Utility tractor
Cost: $23,000
Description:

1. Trade the existing John Deere model 240 skid steer loader for a John Deere model 2720 tractor. The tractor would include a 200 series loader and a snow bucket, cab, and sweeper attachment.
2. The majority of the entrances at the campus schools are shoveled by hand during the winter. Twice a year new wood chips are replenished at the K2 and Wentworth playgrounds and are spread manually. Grounds repair from snow plow damage is also done manually.
3. The maintenance department, on occasion, has borrowed a tractor from Community Services that has worked very well for this type of work. A ten year old skid steer loader, which has been kept at Public Works for many years, has not been very useful for this type of work. This unit should be traded towards the purchase of a tractor similar to the one used by Community Services. This would allow us to share implements with Community Services and it would provide a level of redundancy for both groups.

Project: Mat racks, carpet racks, snow blowers
Cost: $23,000
Description: Storage and support equipment

Equipment is necessary for the proper storage of wrestling mats and carpet squares. Snow blowers are needed at the Blue Point and Pleasant Hill Schools. This equipment will help maintain our existing assets and reduce potential injuries of our employees.

Category: Energy Conservation
Cost: $45,000

Project: Install energy efficient lighting in gymnasiums and the auditorium
Cost: $45,000
Description:

1. All energy efficiency projects must document a simple payback of less than five years and receive incentive funding from Efficiency Maine.
2. Middle School gymnasium – replace metal halide lighting with t-5 fluorescent lighting.
3. High School gymnasium – replace metal halide lighting with t-5 fluorescent lighting.
4. High School auditorium stage – replace t-12 fluorescent lighting with t-5 fluorescent lighting.

Total Facilities CIP 2010-11: $198,000

TOWN OF SCARBOROUGH
NEXT YEAR / CURRENT YEAR BUDGET ANALYSIS

6/14/2010
10:47 AM

FY 2011 TOWN APPROPRIATION

ACCOUNTS FOR:		2009 ACTUAL	2010 BUDGET	2010 PROJECTION	2010 DEPARTMENT	2011 PROPOSED	Finance Committee	TOWN COUNCIL	INC. DEC.	PCT CHANGE
08585000 044420	Town Leases	$ 644,951	$ 678,790	$ 678,790	$ 559,943	$ 559,943	$ 559,943	$ 559,943	$ (118,847)	-17.51%
	TOTAL TOWN LEASES	**$ 644,951**	**$ 678,790**	**$ 678,790**	**$ 559,943**	**$ 559,943**	**$ 559,943**	**$ 559,943**	**$ (118,847)**	**-17.51%**
08585000 048350	Debt Principal	$ 3,203,500	$ 2,924,449	$ 4,824,449	$ 2,961,038	$ 2,961,038	$ 2,961,038	$ 2,961,038	$ 36,589	1.25%
08585000 048300	Debt Interest	$ 1,174,631	$ 1,107,226	$ 1,174,632	$ 1,243,512	$ 1,243,512	$ 1,201,065	$ 1,201,065	$ 93,839	8.48%
08585000 048375	Cost & Fees	$ 46,979	$ 39,680	$ 42,000	$ 42,000	$ 42,000	$ 42,000	$ 42,000	$ 2,320	5.85%
08585500 048350	Tax Note Interest	$ -	$ -	$ -	$ 50,000	$ 50,000	$ 50,000	$ 50,000	$ 50,000	0.00%
	TOTAL TOWN BONDS	**$ 4,425,110**	**$ 4,071,355**	**$ 6,041,081**	**$ 4,296,550**	**$ 4,296,550**	**$ 4,254,103**	**$ 4,254,103**	**$ 182,748**	**4.49%**
	TOTAL TOWN DEBT	**$ 5,070,061**	**$ 4,750,145**	**$ 6,719,871**	**$ 4,856,493**	**$ 4,856,493**	**$ 4,814,046**	**$ 4,814,046**	**$ 63,901**	**1.35%**

Debt Service Breakdown as of 06/30/2010

Date of Issue	Description	Payee	Rate	Maturity	Due Date	Interest	Principal	Remaining Unpaid Principal	
11-01-1990	High School Addition/HS Asbestos Removal	SSB	7.10%	2011	Nov. 01, 2010 May 1, 2011	11,537.50 0.00	325,000.00	0.00	sch
05-01-1993	Municipal Build. Const./PW Grader/Portable Classrooms/EMT Radio Purchase/PW Dump Truc PW Plow Wings & Body/Middle School Design	SSB	5.70%	2013	Nov. 01, 2010 May 1, 2011	2,137.50 1,425.00	25,000.00	50,000.00	twn
10-15-1994	WW Roof Repairs/Bessey & Oak Hill School Oil Tank Removal/MS Construction/ Portable Re-roofing/637 US Rte 1 Land Purch/Rte 1 Improve/	SSB	6.00%	2015	Oct. 15, 2010 April 15, 2011	35,190.00 28,290.00	230,000.00	920,000.00	schl
12-15-1995	PW Drainage/FD Air Packs/FD Chief's Car/94-95 Town Wide Computer Purch/CS HS Field Co Computer/Drainage/P Safety Radio Purch/Middle Sch Construct/Comm Serv. Basketball Crts/Fire Dept. Ventilation/Rescue Truck/PW Bldg. Study/PW Demo Site Close/PW Snow Plow Truck	SSB	5.00%	2016	Nov. 01, 2010 May 1, 2011	39,750.00 33,125.00	265,000.00	1,325,000.00	both
04-15-1997	CIP Town and School ProjectsFire replace Pumper/Rescue Extrication Tool Replace/Computers PW Bldg Purchase/PW Equipment Purch/Lincoln Circle Connector/Exit 6 Utility Feasibility Study	SSB	5.35%	2017	Nov. 01, 2010 May 1, 2011	21,285.00 18,342.50	110,000.00	660,000.00	twn
06-15-1999	CIP Projects Town and School	SSB	4.50%	2019	Nov. 01, 2010 May 1, 2011	0.00 0.00	0.00	Refunded 11-01-2009	twn
06-15-2000	CIP Projects Town and School	SSB	5.25%	2020	Nov. 01, 2010 May 1, 2011	0.00 0.00	0.00	Refunded 11-01-2009	both
06-15-2001	CIP Projects Town and School	SSB	4.10%	2021	Nov. 01, 2010 May 1, 2011	30,532.50 26,842.50	180,000.00	1,155,000.00	both
05-15-2003	CIP Projects Town & School includes HS Renovations, Access Rd & Haigis Parkway	SSB	3.50%	2033	Nov. 01, 2010 May 1, 2011	410,981.25 397,856.25	750,000.00	18,335,000.00	both
03-15-2004	CIP Projects Town & School includes HS Renovations, Access Rd & Haigis Parkway	SSB	2.63%	2034	Nov. 01, 2010 May 1, 2011	180,403.75 171,478.75	680,000.00	8,695,000.00	both
03-15-2005	CIP Projects Town and School includes final HS Renovation Costs	Bank of NY	3.50%	2035	Nov. 01, 2010 May 1, 2011	185,346.25 178,608.75	385,000.00	8,070,000.00	both
05-15-2006	CIP Projects Town and School	Bank of NY	4.00%	2021	Nov. 01, 2010 May 1, 2011	87,662.50 70,962.50	835,000.00	3,540,000.00	both
05/15/2007	CIP Projects Town and School	Bank of NY	4.00%	2022	Nov. 01, 2010 May 1, 2011	47,000.00 36,000.00	550,000.00	1,800,000.00	both
06/05/2008	CIP Projects Town and School	Bank of NY	3.00%	2028	Nov. 01, 2010 May 1, 2011	118,270.00 106,270.00	800,000.00	6,320,000.00	both
05/15/2009	CIP Projects Town and School	Bank of NY	2.00%	2029	Nov. 01, 2010 April 15, 2011	55,231.25 51,231.25	400,000.00	3,855,000.00	both
10/01/2009	1999 and 2000 Bonds Refunded $6.493,000 and $4,770,000	Bank of NY	2.00%	2020	Nov. 01, 2010 May 1, 2011	23,000.00 21,150.00	185,000.00	1,595,000.00	both
05/15/2010	CIP Projects Town and School	Bank of NY	2.00%	2026	Nov. 01, 2010 May 1, 2011	101,370.11 93,095.00	0.00	6,002,000.00	both
	GRAND TOTAL ALL DEBT SERVICE AS OF JUNE 30, 2010 FOR TOWN & SCHOOL		**TOTAL DEBT:**			**$2,584,375.11**	**$5,720,000.00**	**$62,322,000.00**	
			LESS SCHOOL DEBT:			**(1,383,310.44)**	**(2,758,962.00)**	**(31,237,586.00)**	
			TOTAL TOWN DEBT:			**$1,201,064.67**	**$2,961,038.00**	**$31,084,414.00**	

Town Lease Information - Leases as of 06/30/2010

Original Lease Date	Department and Project Name	Payee	Interest Rate	Final Maturity Date	Payment Due	2011 Annual Payments	06/30/2011 Principal Balance Remaining
	Planning Department						
12/12/2005	2005 GMC Yukon	TD Banknorth	5.29%	12/15/2010	Monthly	3,370.50	0.00
	Total Planning FY 2007					**3,370.50**	**0.00**
	Town Clerk						
10/15/2008	Election Floor Covering	Banc of America	3.63%	10/15/2011	Monthly	7,046.40	2,330.89
10/15/2008	Election Voting Booths	Banc of America	3.63%	10/15/2011	Monthly	10,569.48	3,496.68
	Total Town Clerk					**17,615.88**	**5,827.57**
	Community Services						
12/12/2005	2005 Champion Bus	TD Banknorth	5.29%	12/15/2010	Monthly	6,271.44	0.00
10/15/2008	Replacement Tractor/Mower	Banc of America	3.63%	10/15/2011	Monthly	11,696.88	3,869.72
	Total Community Services					**17,968.32**	**3,869.72**
	Library						
09/10/2007	Info. Systems, Minerva Proj, Shelves	Banc of America	3.99%	9/10/2010	Annual	37,462.28	(0.00)
10/15/2008	3M Self Check Station	Banc of America	3.63%	10/15/2011	Monthly	10,569.48	3,496.68
	Total Library					**48,031.76**	**3,496.68**
	Fire Department						
12/01/2006	1 Ton Service Truck	Banc of America	3.62%	12/03/2011	Annual	9,444.06	9,114.13
12/29/2006	Holding Tank, Roof SEMA Canteen	Banc of America	3.56%	01/03/2012	Annual	29,510.85	28,495.14
09/10/2007	Holding Tank, Vehicle, SCBA Repl	Banc of America	4.06%	09/10/2012	Annual	54,994.41	103,642.49
09/10/2007	Rescue Mobile Data Hard/Software	Banc of America	3.99%	09/10/2010	Annual	15,878.65	(0.00)
	Total Fire					**109,827.97**	**141,251.76**
	Police Department						
09/10/2007	Boat Trailer, Taser Cams, Radios	Banc of America	3.99%	09/10/2010	Annual	15,108.52	0.00
10/15/2008	Crusier Laptops	Banc of America	3.63%	10/15/2011	Monthly	10,206.60	3,376.64
10/15/2008	Taser Cams (Phase 2 of 2)	Banc of America	3.63%	10/15/2011	Monthly	7,194.24	2,380.21
10/15/2008	Tomar Traffic Light Preemptive Devices	Banc of America	3.63%	10/15/2011	Monthly	18,320.40	6,061.03
10/15/2008	Traffic Sign Boards	Banc of America	3.63%	10/15/2011	Monthly	10,569.48	3,496.68
10/15/2008	Boat Motor for Marine 4	Banc of America	3.92%	10/15/2013	Monthly	5,293.56	11,785.15
	Total Police					**66,692.80**	**27,099.71**
	Public Works						
12/01/2006	3/4 Ton Pick Up Truck	Banc of America	3.62%	12/02/2011	Annual	5,999.76	5,790.15
11/03/2006	Brush Chipper/Utility Trailer	Banc of America	3.71%	11/03/2011	Annual	7,302.43	7,041.37
11/03/2006	Waste/Recycling Carts	Banc of America	3.82%	11/03/2016	Annual	79,422.63	418,795.15
09/10/2007	Pavemt Recycler, Plow, Bucket Truck	Banc of America	4.06%	09/10/2012	Annual	93,490.65	176,191.87
10/15/2008	Plow Truck # 4027	Banc of America	3.92%	10/15/2013	Monthly	40,804.56	90,844.61
10/15/2008	Pick Up Trucks #s 4034, 4052	Banc of America	3.92%	10/15/2013	Monthly	8,381.52	18,659.84
10/15/2008	Interstate Trailer # 4167	Banc of America	3.92%	10/15/2013	Monthly	6,616.92	14,731.65
10/15/2008	Screen Plant # 4164	Banc of America	3.92%	10/15/2013	Monthly	16,101.24	35,846.84
	Total Public Works					**258,119.71**	**767,901.48**
	Total 2010 Leases Actual					**521,626.94**	**949,446.92**
	2011 Estimated Leases						
10/15/2010	Fire Dept Turnout Gear	Banc of America	2.60%	10/15/2013	Monthly	6,937.26	23,533.84
10/15/2010	Police ACO Vehicle Replacement	Banc of America	2.60%	10/15/2013	Monthly	7,399.76	25,102.76
10/15/2010	Police Tomar Traffic Lights	Banc of America	2.60%	10/15/2013	Monthly	12,024.56	40,792.06
10/15/2010	Police Vehicle Radar Units	Banc of America	2.60%	10/15/2013	Monthly	2,704.40	1,344.86
10/15/2010	PW Rotary Arm Mower	Banc of America	2.60%	10/15/2013	Monthly	9,249.68	31,378.50
	Total 2011 Estimated Leases					38,315.66	122,152.02
	Total 2011 Town Lease Budget					**559,942.60**	**1,071,598.94**

TOWN OF SCARBOROUGH
NEXT YEAR / CURRENT YEAR BUDGET ANALYSIS

6/14/2010
10:50 AM

FY 2011 TOWN APPROPRIATION

ACCOUNTS FOR:		2009 ACTUAL	2010 BUDGET	2010 PROJECTION	2010 DEPARTMENT	2011 PROPOSED	Finance Committee	TOWN COUNCIL	INC. DEC.	PCT CHANGE
71005000 583100	Debt Principal	$ 2,899,500	$ 2,700,551	$ 2,700,551	$ 2,906,071	$ 2,906,071	$ 2,758,962	$ 2,758,962	$ 58,411	2.16%
71005000 583200	Debt Interest	$ 1,575,930	$ 1,477,329	$ 1,477,329	$ 1,389,325	$ 1,389,325	$ 1,383,311	$ 1,383,311	$ (94,018)	-6.36%
	TOTAL SCHOOL DEBT	**$ 4,475,430**	**$ 4,177,880**	**$ 4,177,880**	**$ 4,295,396**	**$ 4,295,396**	**$ 4,142,273**	**$ 4,142,273**	**$ (35,607)**	**-0.85%**

Debt Service Breakdown as of 06/30/2010

Date of Issue	Description	Payee	Rate	Maturity	Due Date	Interest	Principal	Remaining Unpaid Principal
	School Breakdown - Debt Services as of 06/30/2010							
1-Nov-90	High School Addition & Construction/	SSB	7.10%	2011	Nov. 01, 2010	11,537.50	325,000.00	0.00
	High School Asbestos Removal				May 1, 2011	0.00		
10-15-94	Middle School Construction Project/Bessey & Oak Hill Oil	SSB	6.00%	2015	Oct. 15, 2010	35,190.00	230,000.00	920,000.00
	Tank Removal/Wentworth Roof Repair				April 15, 2011	28,290.00		
12-15-95	Middle School Construction Project	SSB	5.00%	2016	Nov. 01, 2010	39,000.00	260,000.00	1,300,000.00
					May 1, 2011	32,500.00		
06-15-2000	1998-1999 Remaining School CIP Projects (Partial of $909,500)	SSB	5.00%	2020	Dec. 15, 2009	0.00	0.00	Refunded
	1999-2000 School CIP Projects ($2,322,068)				June 15, 2010	0.00		
06-15-2001	1999-2000: WW Intermediate furniture/ PH Furniture/ Student Transportn/ Bus Purch/	SSB	4.10%	2021	Nov. 01, 2010	12,102.50	80,000.00	450,000.00
	Physical Plant Concept Design/ Computer Software/MIS Y2K Upgrades/Primary				May 1, 2011	10,462.50		
	Schls Double doors/ WW Sinks-Cabinets/ WW Divider Walls/CO Furniture & Equip							
	HS Auditorium Air/Window Mechanical Systems/Slate Wall Repair/							
5/15/2003	School Projects including HS Renovations and HS Access Road	SSB	3.50%	2033	Nov. 01, 2010	209,118.75	263,000.00	9,300,000.00
					May 1, 2011	204,516.25		
03-15-2004	School Projects including HS Renovations and HS Access Road	SSB	2.625%	2034	Nov. 01, 2010	159,975.63	340,000.00	7,660,000.00
					May 1, 2011	155,513.13		
03-15-2005	CIP School Projects includes final HS Renovation Costs	Bank of NY	3.50%	2035	Nov. 01, 2010	176,136.25	267,000.00	7,698,000.00
					May 1, 2011	171,463.75		
04-15-2006	CIP Projects School	Bank of NY	4.00%	2016	Nov. 01, 2010	12,642.00	285,100.00	347,000.00
					May 1, 2011	6,940.00		
05-15-2007	CIP Projects School	Bank of NY	4.00%	2022	Nov. 01, 2010	12,000.00	250,000.00	350,000.00
					May 1, 2011	7,000.00		
05/15/2008	CIP School Projects	Bank of NY	3.00%	2028	Nov. 01, 2010	27,186.42	328,302.00	1,402,986.00
					May 1, 2011	22,261.88		
05/15/2009	CIP School Projects	Bank of NY	2.00%	2020	Nov. 01, 2010	5,458.10	95,560.00	427,000.00
					May 1, 2011	4,502.50		
10/01/2009	June 15, 2000 Bonds Refunded $350,000	Bank of NY	2.00%	2020	Nov. 01, 2010	4,550.00	35,000.00	315,000.00
					May 1, 2011	4,200.00		
05/15/2010	CIP School Projects	Bank of NY	2.00%	2026	Nov. 01, 2010	16,036.18	0.00	1,067,600.00
					May 1, 2011	14,727.10		
		TOTAL SCHOOL DEBT THROUGH 6-30-2010:				$1,383,310.44	$2,758,962.00	$31,237,586.00

Scarborough Schools
FY 2011 GENERAL FUND OPERATING BUDGET

School Board's
Adopted Budget

July 1, 2010 – June 30, 2011

OPERATING REVENUE SUMMARY - BY GENERAL FUND REVENUE SOURCE

	FY 2010 Approved Budgets	FY 2011 Estimated Operating Budget & Estimated Revenues	$ Change	% Change
GENERAL FUND OPERATING	$ 35,094,217	$ 34,974,459	$ (119,758)	-0.34%
State General Purpose Aid	$ 7,043,070	$ 5,680,518	$ (1,362,552)	-19.35%
Other Miscellaneous Revenues:				
Rental & Other Receipts	$ 11,000	$ 12,000	$ 1,000	9.09%
Comm Serv Daycare	$ 11,500	$ 13,500	$ 2,000	17.39%
Comm Serv Transportation	$ 30,000	$ 35,000	$ 5,000	16.67%
Cable Fee - Video Stipend	$ 9,000	$ 11,500	$ 2,500	27.78%
Student Activities Fee	$ -	$ 200,000	$ 200,000	NA
Other Miscellaneous	$ 26,981	$ 36,000	$ 9,019	33.43%
State Agency Clients (Monthly)	$ 311,000	$ 235,000	$ (76,000)	-24.44%
Spec. Ed. Medicaid Reimb.	$ 100,000	$ 25,000	$ (75,000)	-75.00%
Audit Balance Forward*	$ 850,000	$ 750,000	$ (100,000)	-11.76%
Total Non-Property Tax Revenues	$ 8,392,551	$ 6,998,518	$ (1,394,033)	-16.61%
Net Operating Budget (Tax Levy)	$ 26,701,666	$ 27,975,941	$ 1,274,275	4.77%

*includes $400,000 from teacher accrual fund

OPERATING REVENUE SUMMARY - BY GENERAL FUND REVENUE SOURCE

	FY 2010 Approved Budget	FY 2011 Estimated Operating Budget & Estimated Revenues	$ Change	% Change
GENERAL FUND OPERATING	$ 35,094,217	$ 34,974,459	$ (119,758)	-0.34%
Adult Education Operating	$ 105,397	$ 110,409	$ 5,012	4.76%
Adult Education Revenues:				
State Subsidy	$ 22,520	$ 22,520	$ -	0.00%
Class Tuition	$ 12,000	$ 24,780	$ 12,780	106.50%
Driver's Ed Fees	$ 500	$ 1,500	$ 1,000	200.00%
University System Reimbursement	$ 1,000	$ 1,200	$ 200	20.00%
Total Adult Ed Non-Property Tax Revenues	$ 36,020	$ 50,000	$ 13,980	38.81%
Adult Ed Net Operating Budget (Tax Levy)	$ 69,377	$ 60,409	$ (8,968)	-12.93%
Total Operating Budget	$ 35,199,614	$ 35,084,868	$ (114,746)	-0.33%
Total Non-Property Tax Revenues	$ 8,428,571	$ 7,048,518	$ (1,380,053)	-16.37%
Total Net Operating Budget (Tax Levy)	$ 26,771,043	$ 28,036,350	$ 1,265,307	4.73%

SCARBOROUGH SCHOOL DEPARTMENT
TOWN COUNCIL'S AND SCHOOL BOARD'S APPROVED FY11 GENERAL FUND OPERATING BUDGET
June 17, 2010

SCARBOROUGH HIGH SCHOOL

CATEGORY	SUB-CATEGORY	DESCRIPTION	ORG	OBJECT	ACCT USED FOR:	FY08 ACTUAL	FY09 ACTUAL	FY10 ORIG BUDGET	FY11 School Board Proposal	School Board Proposal Impact	%CHANGE (from FY10 orig)
1	23	REG INSTR	71000030	510100	HS TEACHER SALARIES	2,833,585	3,031,093	3,191,568	3,319,769	.5 teacher position	4.02%
1	23	REG INSTR	71000030	510230	HS ED TECH WAGES	46,797	46,347	50,821	29,299	1.5 building ed tech positions	-42.35%
1	23	REG INSTR	71000030	512300	HS SUBSTITUTE WAGES	45,160	63,881	36,000	50,000		38.89%
1	23	REG INSTR	71000030	515000	HS RETIREMENT STIPENDS	0	0	0	10,330		0.00%
1	23	REG INSTR	71000030	515200	HS INSTRUCTIONAL/LEAD TEACHER STIPENDS	49,175	56,902	60,078	60,078		0.00%
1	23	REG INSTR	71000030	520000	HS ER PAYROLL TAX ON STIPENDS	68	701	0	3,000		0.00%
1	23	REG INSTR	71000030	520100	HS TEACHER BENEFITS	549,301	573,173	607,222	620,713		2.22%
1	23	REG INSTR	71000030	520200	HS ED TECH BENEFITS	506	24,160	22,142	5,027		-77.30%
1	23	REG INSTR	71000030	520300	HS ER PAYROLL TAX ON SUB WAGES	1,542	2,898	1,725	2,500		44.93%
1	23	REG INSTR	71000030	525100	HS STAFF COURSE REIMBURSEMENT	15,488	14,623	39,800	26,000		-34.67%
1	23	REG INSTR	71000030	533000	HS STAFF DEVELOPMENT	10,581	3,923	12,450	11,205		-10.00%
1	23	REG INSTR	71000030	544400	HS COPIERS LEASE & SERVICE	43,399	44,199	33,134	31,040		-6.32%
1	23	REG INSTR	71000030	555000	HS PRINTING - SCHOOL DATEBOOKS & FORMS	8,481	7,728	10,500	10,500		0.00%
1	23	REG INSTR	71000030	560000	HS GENERAL SUPPLIES	18,916	16,085	12,500	12,500		0.00%
1	23	REG INSTR	71000030	561000	HS INSTRUCTIONAL SUPPLIES	40,309	33,044	49,000	60,433		23.33%
1	23	REG INSTR	71000030	564000	HS BOOKS & SUBSCRIPTIONS	30,540	34,945	45,000	75,346		67.44%
1	23	REG INSTR	71000030	573100	HS EQUIPMENT PURCHASES	4,665	4,258	6,179	5,562		-9.99%
1	23	REG INSTR	71000030	581000	HS FEES STUDENT PARTICIPATION	4,886	4,657	6,567	6,958		5.95%
4	3	CO-CURRIC	71009530	510100	HS CO-CURRICULAR STIPENDS	67,466	60,365	66,666	71,291		6.94%
4	3	CO-CURRIC	71009530	512100	WINSLOW HOMER STIPEND (OFFSET BY FEES)	0	7,351	0	8,500		0.00%
4	3	CO-CURRIC	71009530	515000	HS ART SHOW STIPENDS	6,683	6,683	6,700	0	eliminate art show	-100.00%
4	3	CO-CURRIC	71009530	520100	HS ER PAYROLL TAX ON CO-CURRIC STIPENDS	1,906	1,374	2,266	2,000		-11.74%
4	3	CO-CURRIC	71009530	520300	HS ER PAYROLL TAX ON W HOMER STIPENDS	0	252	0	300		0.00%
4	3	CO-CURRIC	71009530	532000	HS CO-CURRICULAR CONTRACTED SERVICES	3,183	2,200	2,270	3,195		40.75%
4	3	CO-CURRIC	71009530	560000	HS CO-CURRICULAR SUPPLIES	5,663	1,722	6,000	3,302	eliminate art show	-44.97%
4	3	CO-CURRIC	71009530	581000	HS CO-CURRICULAR PARTICIPATION FEES	4,275	1,586	7,490	7,490		0.00%
4	6	EX-CURRIC	71009630	510400	ATHLETIC DIRECTOR & TRAINER SALARIES	66,736	105,084	113,738	114,876		1.00%
4	6	EX-CURRIC	71009630	511900	STUDENT ACTIVITIES SECRETARY WAGES	18,652	20,440	21,875	24,197		10.61%
4	6	EX-CURRIC	71009630	512100	HS ATHLETIC COACH STIPENDS	205,991	215,917	216,683	214,727		-0.90%
4	6	EX-CURRIC	71009630	520300	HS ER PAYROLL TAX ON ATHLETIC STIPENDS	5,770	9,584	8,271	8,200		-0.86%
4	6	EX-CURRIC	71009630	520400	ATHLETIC DIRECTOR & TRAINER BENEFITS	20,053	25,926	31,509	32,737		3.90%
4	6	EX-CURRIC	71009630	520900	ACTIVITIES SECRETARY BENEFITS	1,158	2,234	2,609	2,855		9.43%
4	6	EX-CURRIC	71009630	525100	ACTIVITIES COURSE REIMBURSEMENT	0	0	0	0		0.00%
4	6	EX-CURRIC	71009630	532000	HS ATHLETIC OFFICIALS/ICE TIME/POOL TIME	86,417	56,090	51,467	41,467		-19.43%
4	6	EX-CURRIC	71009630	553100	STUDENT ACTIVITIES POSTAGE	126	126	155	155		0.00%
4	6	EX-CURRIC	71009630	553200	STUDENT ACTIVITIES PHONE SERVICE	86	594	567	567		0.00%
4	6	EX-CURRIC	71009630	560000	HS ATHLETIC SUPPLIES	19,278	10,109	12,000	15,400		28.33%
4	6	EX-CURRIC	71009630	573100	HS ATHLETIC EQUIPMENT	9,259	24,243	15,000	12,000		-20.00%
4	6	EX-CURRIC	71009630	581000	HS ATHLETIC PARTICIPATION FEES	680	5,793	5,742	6,484		12.92%
5	9	GUIDANCE	71021230	510100	HS GUIDANCE COUNSELOR SALARIES	230,960	246,476	237,677	247,485	elim 10 extra days/placement	4.13%
5	9	GUIDANCE	71021230	511800	HS GUIDANCE SUPPORT STAFF WAGES	39,322	44,957	47,382	53,950		13.86%
5	9	GUIDANCE	71021230	520100	HS GUIDANCE COUNSELOR BENEFITS	65,041	43,687	44,793	40,526		-9.53%
5	9	GUIDANCE	71021230	520800	HS GUIDANCE SUPPORT STAFF BENEFITS	1,819	26,593	23,703	24,689		4.16%
5	9	GUIDANCE	71021230	523800	HS GUIDANCE SUPPORT STAFF HSRS PLD	447	693	714	1,042		45.94%
5	9	GUIDANCE	71021230	553100	HS GUIDANCE POSTAGE	745	2,104	1,300	1,300		0.00%
5	9	GUIDANCE	71021230	560000	HS GUIDANCE SUPPLIES	3,158	1,274	5,000	5,000		0.00%
5	9	GUIDANCE	71021230	564000	HS GUIDANCE BOOKS & SUBSCRIPTIONS	381	96	800	720		-10.00%
5	9	GUIDANCE	71021230	581000	HS GUIDANCE PARTICIPATION FEES	60	25	120	120		0.00%
5	15	LIBRARY	71022230	510100	HS LIBRARIAN SALARY	58,963	62,865	64,815	64,974	eliminate 10 extra days	0.25%
5	15	LIBRARY	71022230	510230	HS LIBRARY ED TECH WAGES	38,428	39,836	44,648	28,656	1 library ed tech position	-35.82%
5	15	LIBRARY	71022230	520100	HS LIBRARIAN BENEFITS	27,298	6,432	6,757	13,429		98.74%
5	15	LIBRARY	71022230	520200	HS LIBRARY ED TECH BENEFITS		12,900	11,931	6,251		-47.61%
5	15	LIBRARY	71022230	532000	HS LIBRARY INFOCENTER ONLINE SERVICE	790	790	900	900		0.00%
5	15	LIBRARY	71022230	560000	HS LIBRARY SUPPLIES	6,634	4,655	5,000	5,295		5.90%

SCARBOROUGH SCHOOL DEPARTMENT
TOWN COUNCIL'S AND SCHOOL BOARD'S APPROVED FY11 GENERAL FUND OPERATING BUDGET
June 17, 2010

CATEGORY	SUB-CATEGORY	DESCRIPTION	ORG	OBJECT	ACCT USED FOR:	FY08 ACTUAL	FY09 ACTUAL	FY10 ORIG BUDGET	FY11 School Board Proposal	School Board Proposal Impact	%CHANGE (from FY10 orig)
5	15	LIBRARY	71022230	564000	HS LIBRARY BOOKS & SUBSCRIPTIONS	20,947	16,476	19,000	21,149		11.31%
5	15	LIBRARY	71022230	581000	HS LIBRARY PARTICIPATION FEES	110	110	120	120		0.00%
7	24	SCH ADMIN	71024130	510400	HS PRINCIPALS SALARIES	236,168	243,799	244,892	247,341		1.00%
7	24	SCH ADMIN	71024130	511800	HS ADMIN SUPPORT STAFF WAGES	87,955	95,871	99,634	94,327	1 secretary position	-5.33%
7	24	SCH ADMIN	71024130	520400	HS PRINCIPALS BENEFITS	47,480	32,661	32,863	33,919		3.21%
7	24	SCH ADMIN	71024130	520800	HS ADMIN SUPPORT STAFF BENEFITS	4,302	43,559	45,316	36,837		-18.71%
7	24	SCH ADMIN	71024130	532000	HS GRADUATION SUPPLIES & FEES	18,185	16,878	11,761	11,418		-2.92%
7	24	SCH ADMIN	71024130	553100	HS POSTAGE	4,019	3,675	6,300	5,670		-10.00%
7	24	SCH ADMIN	71024130	553200	HS PHONE SERVICE	8,356	9,387	9,000	9,000		0.00%
7	24	SCH ADMIN	71024130	558000	HS ADMIN TRAVEL	0	0	150	150		0.00%
7	24	SCH ADMIN	71024130	560000	HS ADMIN SUPPLIES	0	575	600	540		-10.00%
7	24	SCH ADMIN	71024130	581000	HS ADMIN MEMBERSHIP DUES INCL. VHS	11,770	12,453	13,000	13,000		0.00%
3	2	CTE	71030030	556100	HS VOCATIONAL ASSESSMENT	171,543	256,646	274,823	262,645		-4.43%
HS TOTALS						5,311,660	5,745,764	6,008,693	6,140,456		2.19%

SCARBOROUGH MIDDLE SCHOOL

1	23	REG INSTR	71000002	510100	MS TEACHER SALARIES	2,394,197	2,552,876	2,624,320	2,580,468	4.1 teacher positions	-1.67%
1	23	REG INSTR	71000002	510230	MS ED TECH WAGES	88,348	108,029	115,352	88,051	1 building ed tech position	-23.67%
1	23	REG INSTR	71000002	512300	MS SUBSTITUTE WAGES	88,284	99,227	60,000	55,000		-8.33%
1	23	REG INSTR	71000002	515000	MS RETIREMENT STIPENDS	9,062	0	0	7,945		0.00%
1	23	REG INSTR	71000002	515200	MS INSTRUCTIONAL/LEAD TEACHER STIPENDS	26,595	29,698	29,838	30,230		1.31%
1	23	REG INSTR	71000002	520000	MS ER PAYROLL TAX ON STIPENDS	27	304	800	811		1.38%
1	23	REG INSTR	71000002	520100	MS TEACHER BENEFITS	596,484	610,989	624,603	609,082		-2.48%
1	23	REG INSTR	71000002	520200	MS ED TECH BENEFITS	1,038	23,194	24,354	18,728		-23.10%
1	23	REG INSTR	71000002	520300	MS ER PAYROLL TAX ON SUB WAGES	3,121	3,129	3,000	2,750		-8.33%
1	23	REG INSTR	71000002	525100	MS STAFF COURSE REIMBURSEMENT	13,036	10,464	18,800	20,000		6.38%
1	23	REG INSTR	71000002	533000	MS STAFF DEVELOPMENT	4,357	1,165	4,738	4,265		-9.98%
1	23	REG INSTR	71000002	543100	MS EQUIPMENT REPAIR	1,543	931	4,069	3,663		-9.98%
1	23	REG INSTR	71000002	544400	MS COPIERS LEASE & SERVICE	28,127	30,105	21,744	20,370		-6.32%
1	23	REG INSTR	71000002	555000	MS PRINTING - SCHOOL HANDBOOKS & FORMS	79	202	1,905	1,905		0.00%
1	23	REG INSTR	71000002	558000	MS MILEAGE FOR STAFF TRAVEL	787	510	1,133	633		-44.13%
1	23	REG INSTR	71000002	560000	MS GENERAL SUPPLIES	14,574	12,686	11,500	11,500		0.00%
1	23	REG INSTR	71000002	561000	MS INSTRUCTIONAL SUPPLIES	34,160	34,841	39,000	32,925		-15.58%
1	23	REG INSTR	71000002	564000	MS BOOKS & SUBSCRIPTIONS	6,357	5,167	10,200	10,200		0.00%
1	23	REG INSTR	71000002	581000	MS FEES STUDENT PARTICIPATION	653	878	1,895	1,895		0.00%
4	3	CO-CURRIC	71009102	510100	MS CO-CURRICULAR STIPENDS	24,234	23,830	25,589	25,589		0.00%
4	3	CO-CURRIC	71009102	520100	MS ER PAYROLL TAX ON CO-CURRIC STIPENDS	352	346	375	375		0.00%
4	3	CO-CURRIC	71009102	581000	MS CO-CURRICULAR PARTICIPATION FEES	0	0	585	585		0.00%
4	6	EX-CURRIC	71009202	512100	MS ATHLETIC COACH STIPENDS	60,116	68,555	63,836	63,951		0.18%
4	6	EX-CURRIC	71009202	520300	MS ER PAYROLL TAX ON ATHLETIC STIPENDS	2,500	2,722	2,427	2,427		0.00%
4	6	EX-CURRIC	71009202	532000	MS ATHLETIC OFFICIALS	9,912	11,337	11,351	11,351		0.00%
4	6	EX-CURRIC	71009202	560000	MS ATHLETIC SUPPLIES	0	0	2,500	2,385		-4.60%
4	6	EX-CURRIC	71009202	581000	MS ATHLETIC PARTICIPATION FEES	6,524	2,336	2,000	2,000		0.00%
5	9	GUIDANCE	71021202	510100	MS GUIDANCE COUNSELOR SALARIES	99,120	103,622	104,965	102,345		-2.50%
5	9	GUIDANCE	71021202	511800	MS GUIDANCE SUPPORT STAFF WAGES	20,118	22,351	25,607	28,256		10.34%
5	9	GUIDANCE	71021202	520100	MS GUIDANCE COUNSELOR BENEFITS	20,162	18,544	18,982	15,073		-20.59%
5	9	GUIDANCE	71021202	520800	MS GUIDANCE SUPPORT STAFF BENEFITS	1,151	2,560	2,909	3,153		8.39%
5	9	GUIDANCE	71021202	560000	MS GUIDANCE SUPPLIES	1,942	1,280	1,746	1,000		-42.73%
5	15	LIBRARY	71022202	510100	MS LIBRARIAN SALARY (.2 FTE)	22,511	24,023	24,319	10,131		-58.34%
5	15	LIBRARY	71022202	510230	MS LIBRARY ED TECH WAGES	42,323	46,696	51,436	55,093		7.11%
5	15	LIBRARY	71022202	520100	MS LIBRARIAN BENEFITS	12,900	3,106	3,220	1,330		-58.70%
5	15	LIBRARY	71022202	520200	MS LIBRARY ED TECH BENEFITS	473	12,323	12,630	12,996		2.90%
5	15	LIBRARY	71022202	532000	MS LIBRARY INFOCENTER ONLINE SERVICE	0	0	900	900		0.00%
5	15	LIBRARY	71022202	543100	MS LIBRARY EQUIPMENT REPAIRS	0	0	750	0		-100.00%

CATEGORY	SUB-CATEGORY	DESCRIPTION	ORG	OBJECT	ACCT USED FOR:	FY08 ACTUAL	FY09 ACTUAL	FY10 ORIG BUDGET	FY11 School Board Proposal	School Board Proposal Impact	%CHANGE (from FY10 orig)
5	15	LIBRARY	71022202	558000	MS LIBRARIAN TRAVEL	212	186	120	120		0.00%
5	15	LIBRARY	71022202	560000	MS LIBRARY SUPPLIES	1,956	2,014	1,829	1,647		-9.95%
5	15	LIBRARY	71022202	561100	MS LIBRARY EQUIPMENT PURCHASES	2,507	387	3,090	3,090		0.00%
5	15	LIBRARY	71022202	564000	MS LIBRARY BOOKS & SUBSCRIPTIONS	13,215	13,133	14,000	13,998		-0.01%
7	24	SCH ADMIN	71024102	510400	MS PRINCIPALS SALARIES	155,744	160,607	161,153	159,454		-1.05%
7	24	SCH ADMIN	71024102	511800	MS ADMIN SUPPORT STAFF WAGES	39,998	43,433	48,245	55,514		15.07%
7	24	SCH ADMIN	71024102	520400	MS PRINCIPALS BENEFITS	31,762	24,698	24,795	32,861		32.53%
7	24	SCH ADMIN	71024102	520800	MS ADMIN SUPPORT STAFF BENEFITS	1,292	9,092	9,567	10,071		5.27%
7	24	SCH ADMIN	71024102	553100	MS POSTAGE	2,365	2,275	4,120	2,500		-39.32%
7	24	SCH ADMIN	71024102	553200	MS PHONE SERVICE	7,963	7,810	8,200	8,200		0.00%
7	24	SCH ADMIN	71024102	558000	MS ADMIN TRAVEL	118	0	1,133	150		-86.76%
7	24	SCH ADMIN	71024102	560000	MS ADMIN SUPPLIES	2,958	2,695	3,800	3,523		-7.29%
7	24	SCH ADMIN	71024102	581000	MS ADMIN DUES & FEES	1,144	1,126	1,854	1,854		0.00%
MS TOTALS						3,896,406	4,135,484	4,235,284	4,132,343		-2.43%

WENTWORTH INTERMEDIATE SCHOOL

1	23	REG INSTR	71000003	510100	WI TEACHER SALARIES	2,288,659	2,406,414	2,434,185	2,383,702	4.8 teacher positions	-2.07%
1	23	REG INSTR	71000003	510230	WI ED TECH WAGES	96,825	100,488	110,555	143,404		29.71%
1	23	REG INSTR	71000003	512300	WI SUBSTITUTE WAGES	74,195	54,006	40,000	55,000		37.50%
1	23	REG INSTR	71000003	515000	WI RETIREMENT STIPENDS	15,258	17,792	3,316	9,708		192.76%
1	23	REG INSTR	71000003	515200	WI LEAD TEACHER/CO-CURRIC STIPENDS	38,894	41,691	43,576	43,576		0.00%
1	23	REG INSTR	71000003	520000	WI ER PAYROLL TAX ON STIPENDS	0	162	673	673		0.00%
1	23	REG INSTR	71000003	520100	WI TEACHER BENEFITS	483,414	456,417	464,623	444,923		-4.24%
1	23	REG INSTR	71000003	520200	WI ED TECH BENEFITS	1,075	38,623	40,787	56,985		39.71%
1	23	REG INSTR	71000003	520300	WI ER PAYROLL TAX ON SUB WAGES	1,797	1,726	1,950	2,750		41.03%
1	23	REG INSTR	71000003	525100	WI STAFF COURSE REIMBURSEMENT	18,548	33,956	39,800	20,000		-49.75%
1	23	REG INSTR	71000003	533000	WI STAFF DEVELOPMENT	2,704	3,432	4,000	3,600		-10.00%
1	23	REG INSTR	71000003	544400	WI COPIERS LEASE & SERVICE	30,222	31,922	23,815	22,310		-6.32%
1	23	REG INSTR	71000003	555000	WI PRINTING - SCHOOL HANDBOOKS & FORMS	2,045	2,026	3,000	3,000		0.00%
1	23	REG INSTR	71000003	558000	WI MILEAGE FOR STAFF TRAVEL	398	0	300	420		40.00%
1	23	REG INSTR	71000003	560000	WI GENERAL SUPPLIES	43,303	35,812	33,500	33,500		0.00%
1	23	REG INSTR	71000003	561000	WI INSTRUCTIONAL SUPPLIES	52,036	41,732	44,407	44,242		-0.37%
1	23	REG INSTR	71000003	561100	WI EQUIPMENT PURCHASE	0	0	2,000	0		-100.00%
1	23	REG INSTR	71000003	564000	WI BOOKS & SUBSCRIPTIONS	17,083	4,818	19,145	17,231		-10.00%
5	9	GUIDANCE	71021203	510100	WI GUIDANCE COUNSELOR SALARIES	90,416	81,773	82,900	87,767		5.87%
5	9	GUIDANCE	71021203	511800	WI GUIDANCE SUPPORT STAFF WAGES	0	24,182	25,621	29,887		16.65%
5	9	GUIDANCE	71021203	520100	WI GUIDANCE COUNSELOR BENEFITS	21,723	13,693	12,020	12,387		3.05%
5	9	GUIDANCE	71021203	520800	WI GUIDANCE SUPPORT STAFF BENEFITS	0	2,700	2,910	3,286		12.92%
5	15	LIBRARY	71022203	510100	WI LIBRARIAN SALARY (.5 FTE)	22,511	24,023	24,319	25,327		4.14%
5	15	LIBRARY	71022203	510230	WI LIBRARY ED TECH WAGES	61,859	64,802	72,272	57,780	1 library ed tech position	-20.05%
5	15	LIBRARY	71022203	520100	WI LIBRARIAN BENEFITS	35,766	3,106	3,220	3,323		3.20%
5	15	LIBRARY	71022203	520200	WI LIBRARY ED TECH BENEFITS	683	25,504	25,620	30,394		18.63%
5	15	LIBRARY	71022203	532000	WI LIBRARY INFOCENTER ONLINE SERVICE	0	495	900	900		0.00%
5	15	LIBRARY	71022203	543100	WI LIBRARY EQUIPMENT REPAIRS	0	0	943	0		-100.00%
5	15	LIBRARY	71022203	558000	WI LIBRARIAN TRAVEL	215	170	120	150		25.00%
5	15	LIBRARY	71022203	560000	WI LIBRARY SUPPLIES	519	516	709	709		0.00%
5	15	LIBRARY	71022203	561100	WI LIBRARY EQUIPMENT PURCHASES	757	0	2,927	2,635		-9.98%
5	15	LIBRARY	71022203	564000	WI LIBRARY BOOKS & SUBSCRIPTIONS	16,239	10,310	14,000	14,000		0.00%
7	24	SCH ADMIN	71024103	510400	WI PRINCIPALS SALARIES	154,178	158,805	158,805	160,394		1.00%
7	24	SCH ADMIN	71024103	511800	WI ADMIN SUPPORT STAFF WAGES	82,447	87,627	91,981	65,637	2 secretary positions	-28.64%
7	24	SCH ADMIN	71024103	520400	WI PRINCIPALS BENEFITS	41,553	29,160	28,454	29,293		2.95%
7	24	SCH ADMIN	71024103	520800	WI ADMIN SUPPORT STAFF BENEFITS	3,447	17,604	20,147	18,057		-10.37%
7	24	SCH ADMIN	71024103	553100	WI POSTAGE	1,817	2,663	2,133	2,133		0.00%
7	24	SCH ADMIN	71024103	553200	WI PHONE SERVICE	7,992	7,497	8,200	8,200		0.00%

CATEGORY	SUB-CATEGORY	DESCRIPTION	ORG	OBJECT	ACCT USED FOR:	FY08 ACTUAL	FY09 ACTUAL	FY10 ORIG BUDGET	FY11 School Board Proposal	School Board Proposal Impact	%CHANGE (from FY10 orig)
7	24	SCH ADMIN	71024103	558000	WI ADMIN TRAVEL	83	0	0	0		0.00%
7	24	SCH ADMIN	71024103	560000	WI ADMIN SUPPLIES	1,266	1,151	1,839	1,656		-9.95%
7	24	SCH ADMIN	71024103	581000	WI ADMIN DUES & FEES	1,454	804	900	900		0.00%
WI TOTALS						3,711,381	3,827,599	3,890,572	3,839,839		-1.30%

BLUE POINT SCHOOL

1	23	REG INSTR	71000004	510100	BP TEACHER SALARIES	822,383	833,875	857,921	887,003		3.39%
1	23	REG INSTR	71000004	510230	BP ED TECH WAGES	85,832	79,031	99,371	105,388		6.06%
1	23	REG INSTR	71000004	512300	BP SUBSTITUTE WAGES	20,002	23,869	12,000	16,000		33.33%
1	23	REG INSTR	71000004	515000	BP RETIREMENT STIPEND	0	9,932	0	0		0.00%
1	23	REG INSTR	71000004	515200	BP LEAD TEACHER STIPEND	1,200	1,409	1,800	1,800		0.00%
1	23	REG INSTR	71000004	520000	BP ER PAYROLL TAX ON STIPENDS	0	10	35	38		8.57%
1	23	REG INSTR	71000004	520100	BP TEACHER BENEFITS	155,977	126,318	128,379	140,070		9.11%
1	23	REG INSTR	71000004	520200	BP ED TECH BENEFITS	2,750	36,594	36,041	30,423		-15.59%
1	23	REG INSTR	71000004	520300	BP ER PAYROLL TAX ON SUB WAGES	513	633	600	800		33.33%
1	23	REG INSTR	71000004	525100	BP STAFF COURSE REIMBURSEMENT	4,392	6,065	5,400	5,730		6.11%
1	23	REG INSTR	71000004	533000	BP STAFF DEVELOPMENT	3,485	2,161	3,500	3,150		-10.00%
1	23	REG INSTR	71000004	544400	BP COPIERS LEASE & SERVICE	7,271	7,571	6,213	5,820		-6.33%
1	23	REG INSTR	71000004	555000	BP PRINTING - SCHOOL HANDBOOKS & FORMS	488	510	600	750		25.00%
1	23	REG INSTR	71000004	558000	BP MILEAGE FOR STAFF TRAVEL	377	265	250	400		60.00%
1	23	REG INSTR	71000004	560000	BP GENERAL SUPPLIES	11,182	8,335	9,500	9,500		0.00%
1	23	REG INSTR	71000004	561000	BP INSTRUCTIONAL SUPPLIES	12,236	8,472	10,000	9,580		-4.20%
1	23	REG INSTR	71000004	564000	BP BOOKS & SUBSCRIPTIONS	2,323	671	1,500	1,200		-20.00%
5	9	GUIDANCE	71021204	510100	BP GUIDANCE COUNSELOR SALARY (.4 FTE)	9,950	12,311	13,831	18,180		31.44%
5	9	GUIDANCE	71021204	520100	BP GUIDANCE COUNSELOR BENEFITS	3,311	4,469	4,180	780		-81.34%
5	15	LIBRARY	71022204	510100	BP LIBRARIAN SALARY (.1 FTE)	0	0	0	5,066		0.00%
5	15	LIBRARY	71022204	510230	BP LIBRARY ED TECH WAGES	20,495	21,274	23,590	25,213		6.88%
5	15	LIBRARY	71022204	520100	BP LIBRARIAN BENEFITS	0	0	0	666		0.00%
5	15	LIBRARY	71022204	520200	BP LIBRARY ED TECH BENEFITS	14,144	14,664	14,833	15,182		2.35%
5	15	LIBRARY	71022204	532000	BP LIBRARY ONLINE SERVICES/SUPPORT	0	123	550	1,620		194.55%
5	15	LIBRARY	71022204	543100	BP LIBRARY EQUIPMENT REPAIR	60	0	300	0		-100.00%
5	15	LIBRARY	71022204	560000	BP LIBRARY SUPPLIES	141	54	160	144		-10.00%
5	15	LIBRARY	71022204	564000	BP LIBRARY BOOKS & SUBSCRIPTIONS	2,955	3,257	4,000	3,960		-1.00%
7	24	SCH ADMIN	71024104	510400	BP PRINCIPAL SALARY	71,486	74,177	74,177	74,919		1.00%
7	24	SCH ADMIN	71024104	511800	BP SECRETARY WAGES	21,877	22,024	25,257	29,160		15.45%
7	24	SCH ADMIN	71024104	520400	BP PRINCIPAL BENEFITS	7,493	7,417	8,142	8,432		3.56%
7	24	SCH ADMIN	71024104	520800	BP SECRETARY BENEFITS	2,280	0	2,881	3,227		12.01%
7	24	SCH ADMIN	71024104	523800	BP SECRETARY MSRS PLD	0	617	707	1,021		44.41%
7	24	SCH ADMIN	71024104	533000	BP ADMIN STAFF DEVELOPMENT	0	160	345	165		-52.17%
7	24	SCH ADMIN	71024104	553100	BP POSTAGE	277	334	240	200		-16.67%
7	24	SCH ADMIN	71024104	553200	BP PHONE SERVICE	6,405	2,284	600	600		0.00%
7	24	SCH ADMIN	71024104	560000	BP ADMIN SUPPLIES	452	225	750	500		-33.33%
7	24	SCH ADMIN	71024104	581000	BP ADMIN DUES & FEES	250	0	300	300		0.00%
BP TOTALS						1,291,986	1,309,112	1,347,953	1,406,987		4.38%

EIGHT CORNERS SCHOOL

1	23	REG INSTR	71000005	510100	EC TEACHER SALARIES	675,276	726,063	748,256	777,689		3.93%
1	23	REG INSTR	71000005	510230	EC ED TECH WAGES	38,333	39,305	43,613	46,477		6.57%
1	23	REG INSTR	71000005	512300	EC SUBSTITUTE WAGES	20,345	21,568	9,000	16,000		77.78%
1	23	REG INSTR	71000005	515000	EC RETIREMENT STIPEND	8,196	8,442	5,165	0		-100.00%
1	23	REG INSTR	71000005	515200	EC LEAD TEACHER STIPEND	2,400	1,409	1,800	1,800		0.00%
1	23	REG INSTR	71000005	520000	EC ER PAYROLL TAX ON STIPENDS	0	10	130	38		-70.77%
1	23	REG INSTR	71000005	520100	EC TEACHER BENEFITS	133,051	140,434	149,710	145,936		-2.52%

SCARBOROUGH SCHOOL DEPARTMENT
TOWN COUNCIL'S AND SCHOOL BOARD'S APPROVED FY11 GENERAL FUND OPERATING BUDGET
June 17, 2010

CATEGORY	SUB-CATEGORY	DESCRIPTION	ORG	OBJECT	ACCT USED FOR:	FY08 ACTUAL	FY09 ACTUAL	FY10 ORIG BUDGET	FY11 School Board Proposal	School Board Proposal Impact	%CHANGE (from FY10 orig)
1	23	REG INSTR	71000005	520200	EC ED TECH BENEFITS	1,433	25,190	13,597	13,941		2.53%
1	23	REG INSTR	71000005	520300	EC ER PAYROLL TAX ON SUB WAGES	583	759	338	800		136.69%
1	23	REG INSTR	71000005	525100	EC STAFF COURSE REIMBURSEMENT	8,933	9,774	10,080	10,323		2.41%
1	23	REG INSTR	71000005	533000	EC STAFF DEVELOPMENT	4,104	775	4,010	3,609		-10.00%
1	23	REG INSTR	71000005	544400	EC COPIERS LEASE & SERVICE	7,622	7,600	6,213	5,820		-6.33%
1	23	REG INSTR	71000005	555000	EC PRINTING - SCHOOL HANDBOOKS & FORMS	455	491	502	600		19.52%
1	23	REG INSTR	71000005	558000	EC MILEAGE FOR STAFF TRAVEL	305	217	376	400		6.38%
1	23	REG INSTR	71000005	560000	EC GENERAL SUPPLIES	7,151	7,386	7,500	7,800		4.00%
1	23	REG INSTR	71000005	561000	EC INSTRUCTIONAL SUPPLIES	10,106	8,427	10,200	10,631		4.23%
1	23	REG INSTR	71000005	564000	EC BOOKS & SUBSCRIPTIONS	1,378	401	3,500	1,600		-54.29%
5	9	GUIDANCE	71021205	510100	EC GUIDANCE COUNSELOR SALARY (.3 FTE)	9,950	13,589	13,831	13,115		-5.18%
5	9	GUIDANCE	71021205	520100	EC GUIDANCE COUNSELOR BENEFITS	3,312	4,488	4,180	399		-90.45%
5	15	LIBRARY	71022205	510100	EC LIBRARIAN SALARY (.1 FTE)	0	0	0	5,066		0.00%
5	15	LIBRARY	71022205	510230	EC LIBRARY ED TECH WAGES	21,642	24,164	25,495	27,432		7.60%
5	15	LIBRARY	71022205	520100	EC LIBRARIAN BENEFITS (.1 FTE)	0	0	0	666		0.00%
5	15	LIBRARY	71022205	520200	EC LIBRARY ED TECH BENEFITS	5,655	1,671	956	1,033		8.05%
5	15	LIBRARY	71022205	532000	EC LIBRARY ONLINE SERVICES/SUPPORT	373	0	550	1,620		194.55%
5	15	LIBRARY	71022205	560000	EC LIBRARY SUPPLIES	599	0	544	544		0.00%
5	15	LIBRARY	71022205	564000	EC LIBRARY BOOKS & SUBSCRIPTIONS	3,382	2,346	3,400	3,060		-10.00%
7	24	SCH ADMIN	71024105	510400	EC PRINCIPAL SALARY	69,497	73,835	72,538	73,264		1.00%
7	24	SCH ADMIN	71024105	511800	EC SECRETARY WAGES	21,434	23,154	25,568	28,936		13.17%
7	24	SCH ADMIN	71024105	520400	EC PRINCIPAL BENEFITS	14,835	13,759	16,552	17,011		2.77%
7	24	SCH ADMIN	71024105	520800	EC SECRETARY BENEFITS	0	0	16,424	17,014		3.59%
7	24	SCH ADMIN	71024105	533000	EC ADMIN STAFF DEVELOPMENT	525	189	0	165		0.00%
7	24	SCH ADMIN	71024105	553100	EC POSTAGE	343	536	500	500		0.00%
7	24	SCH ADMIN	71024105	553200	EC PHONE SERVICE	6,370	2,864	600	400		-33.33%
7	24	SCH ADMIN	71024105	558000	EC ADMIN TRAVEL	0	0	0	0		0.00%
7	24	SCH ADMIN	71024105	560000	EC ADMIN SUPPLIES	618	689	1,000	900		-10.00%
7	24	SCH ADMIN	71024105	581000	EC ADMIN DUES & FEES	0	0	300	300		0.00%
EC TOTALS						1,078,208	1,159,531	1,196,428	1,234,889		3.21%

PLEASANT HILL SCHOOL

1	23	REG INSTR	71000006	510100	PH TEACHER SALARIES	567,318	602,031	583,528	598,323		2.54%
1	23	REG INSTR	71000006	510230	PH ED TECH WAGES	56,664	64,215	62,261	66,900		7.45%
1	23	REG INSTR	71000006	512300	PH SUBSTITUTE WAGES	20,838	14,882	6,000	9,000		50.00%
1	23	REG INSTR	71000006	515000	PH RETIREMENT STIPEND	8,196	15,590	5,165	0		-100.00%
1	23	REG INSTR	71000006	515200	PH LEAD TEACHER STIPEND	1,600	1,409	1,800	1,800		0.00%
1	23	REG INSTR	71000006	520000	PH ER PAYROLL TAX ON STIPENDS	0	10	130	38		-70.77%
1	23	REG INSTR	71000006	520100	PH TEACHER BENEFITS	120,378	129,193	117,838	125,178		6.23%
1	23	REG INSTR	71000006	520200	PH ED TECH BENEFITS	1,930	17,443	2,985	3,167		6.10%
1	23	REG INSTR	71000006	520300	PH ER PAYROLL TAX ON SUB WAGES	582	466	225	450		100.00%
1	23	REG INSTR	71000006	525100	PH STAFF COURSE REIMBURSEMENT	7,097	8,605	8,640	4,584		-46.94%
1	23	REG INSTR	71000006	533000	PH STAFF DEVELOPMENT	1,350	537	2,000	1,800		-10.00%
1	23	REG INSTR	71000006	544400	PH COPIERS LEASE & SERVICE	7,482	8,200	6,213	5,820		-6.33%
1	23	REG INSTR	71000006	555000	PH PRINTING - SCHOOL HANDBOOKS & FORMS	358	512	500	500		0.00%
1	23	REG INSTR	71000006	558000	PH MILEAGE FOR STAFF TRAVEL	344	320	300	400		33.33%
1	23	REG INSTR	71000006	560000	PH GENERAL SUPPLIES	8,350	4,881	5,500	8,055		46.45%
1	23	REG INSTR	71000006	561000	PH INSTRUCTIONAL SUPPLIES	9,455	12,144	9,320	8,388		-10.00%
1	23	REG INSTR	71000006	564000	PH BOOKS & SUBSCRIPTIONS	2,962	0	1,200	1,200		0.00%
5	9	GUIDANCE	71021206	510100	PH GUIDANCE COUNSELOR SALARY (.3 FTE)	9,950	12,312	13,835	13,115		-5.20%
5	9	GUIDANCE	71021206	520100	PH GUIDANCE COUNSELOR BENEFITS	3,315	4,473	4,299	399		-90.72%
5	15	LIBRARY	71022206	510100	PH LIBRARIAN SALARY (.1 FTE)	0	0	0	5,066		0.00%
5	15	LIBRARY	71022206	510230	PH LIBRARY ED TECH WAGES	22,559	0	25,000	24,474		-2.10%
5	15	LIBRARY	71022206	520100	PH LIBRARIAN BENEFITS	0	0	0	666		0.00%

SCARBOROUGH SCHOOL DEPARTMENT
TOWN COUNCIL'S AND SCHOOL BOARD'S APPROVED FY11 GENERAL FUND OPERATING BUDGET
June 17, 2010

CATEGORY	SUB-CATEGORY	DESCRIPTION	ORG	OBJECT	ACCT USED FOR:	FY08 ACTUAL	FY09 ACTUAL	FY10 ORIG BUDGET	FY11 School Board Proposal	School Board Proposal Impact	%CHANGE (from FY10 orig)
5	15	LIBRARY	71022206	520200	PH LIBRARY ED TECH BENEFITS	6,279	0	15,000	1,360		-90.93%
5	15	LIBRARY	71022206	532000	PH LIBRARY ONLINE SERVICES/SUPPORT	0	495	550	1,620		194.55%
5	15	LIBRARY	71022206	560000	PH LIBRARY SUPPLIES	423	221	400	360		-10.00%
5	15	LIBRARY	71022206	564000	PH LIBRARY BOOKS & SUBSCRIPTIONS	1,324	3,559	3,500	3,000		-14.29%
7	24	SCH ADMIN	71024106	510400	PH PRINCIPAL SALARY	71,486	71,445	71,445	72,160		1.00%
7	24	SCH ADMIN	71024106	511800	PH SECRETARY WAGES	20,741	22,359	24,757	27,739		12.05%
7	24	SCH ADMIN	71024106	520400	PH PRINCIPAL BENEFITS	13,583	16,100	16,512	16,982		2.85%
7	24	SCH ADMIN	71024106	520800	PH SECRETARY BENEFITS	0	0	16,359	16,917		3.41%
7	24	SCH ADMIN	71024106	533000	PH ADMIN STAFF DEVELOPMENT	0	185	0	165		0.00%
7	24	SCH ADMIN	71024106	553100	PH POSTAGE	419	576	350	350		0.00%
7	24	SCH ADMIN	71024106	553200	PH PHONE SERVICE	6,376	2,272	600	400		-33.33%
7	24	SCH ADMIN	71024106	560000	PH ADMIN SUPPLIES	286	89	600	540		-10.00%
7	24	SCH ADMIN	71024106	581000	PH ADMIN DUES & FEES	0	0	300	300		0.00%
PH TOTALS						971,645	1,014,527	1,007,112	1,021,216		1.40%
								140,000			
ADULT ED											
NOT INCLUDED IN 11 CATEGORIES			71006000	510100	ADULT ED INSTRUCTOR SALARIES	18,358	25,208	25,800	35,000		35.66%
NOT INCLUDED IN 11 CATEGORIES			71006000	510400	ADULT ED DIRECTOR SALARY	36,055	37,137	38,250	37,509		-1.94%
NOT INCLUDED IN 11 CATEGORIES			71006000	511800	ADULT ED SECRETARY WAGES	12,935	14,415	14,781	14,929		1.00%
NOT INCLUDED IN 11 CATEGORIES			71006000	520100	ADULT ED ER PR TAX ON WAGES	1,126	780	2,100	2,100		0.00%
NOT INCLUDED IN 11 CATEGORIES			71006000	520400	ADULT ED DIRECTOR BENEFITS	367	579	4,064	2,492		-38.68%
NOT INCLUDED IN 11 CATEGORIES			71006000	520800	ADULT ED SECRETARY BENEFITS	711	1,038	2,188	1,736		-20.66%
NOT INCLUDED IN 11 CATEGORIES			71006000	523800	ADULT ED SECRETARY MSRS PLD	255	374	414	523		26.33%
NOT INCLUDED IN 11 CATEGORIES			71006000	532000	DRIVER ED PAYMENTS TO STATE	1,810	85	1,450	1,450		0.00%
NOT INCLUDED IN 11 CATEGORIES			71006000	533000	ADULT ED STAFF DEVELOPMENT	0	80	700	630		-10.00%
NOT INCLUDED IN 11 CATEGORIES			71006000	553100	ADULT ED POSTAGE/CATALOG	164	342	3,000	2,000		-33.33%
NOT INCLUDED IN 11 CATEGORIES			71006000	554000	ADULT ED ADVERTISING	0	0	500	500		0.00%
NOT INCLUDED IN 11 CATEGORIES			71006000	555000	ADULT ED PRINTING - CATALOG	7,604	3,188	7,500	7,500		0.00%
NOT INCLUDED IN 11 CATEGORIES			71006000	558000	ADULT ED MILEAGE FOR STAFF TRAVEL	0	0	100	90		-10.00%
NOT INCLUDED IN 11 CATEGORIES			71006000	560000	ADULT ED SUPPLIES	450	1,041	1,200	1,080		-10.00%
NOT INCLUDED IN 11 CATEGORIES			71006000	564000	ADULT ED BOOKS & SUBSCRIPTIONS	1,463	533	2,800	2,520		-10.00%
NOT INCLUDED IN 11 CATEGORIES			71006000	573100	ADULT ED EQUIPMENT PURCHASE	0	0	200	0		-100.00%
NOT INCLUDED IN 11 CATEGORIES			71006000	581000	ADULT ED DUES & FEES	350	200	350	350		0.00%
ADULT ED TOTALS						81,648	85,001	105,397	110,409		4.76%
SYSTEM WIDE DEPARTMENTS											
HEALTH SERVICES											
5	10	HEALTH	71002130	510100	SCHOOL NURSE SALARIES	257,574	271,442	271,273	268,156		-1.15%
5	10	HEALTH	71002130	510230	SCHOOL NURSE/LPN WAGES	46,130	49,987	52,628	57,395		9.06%
5	10	HEALTH	71002130	512300	HEALTH SERVICES SUBSTITUTE WAGES	3,284	1,543	2,000	2,000		0.00%
5	10	HEALTH	71002130	520100	SCHOOL NURSE BENEFITS	77,101	64,063	64,197	70,644		10.04%
5	10	HEALTH	71002130	520200	SCHOOL NURSE/LPN BENEFITS	1,610	17,154	17,845	18,417		3.21%
5	10	HEALTH	71002130	520300	ER PAYROLL TAX ON SCHOOL NURSE SUBS	94	64	75	100		33.33%
5	10	HEALTH	71002130	532000	CONSULTING PHYSICIAN ANNUAL FEE	4,808	4,963	5,500	5,000		-9.09%
5	10	HEALTH	71002130	533000	HEALTH SERVICES STAFF DEVELOPMENT	902	0	1,450	1,200		-17.24%
5	10	HEALTH	71002130	553100	HEALTH SERVICES POSTAGE	200	258	400	300		-25.00%
5	10	HEALTH	71002130	553200	HEALTH SERVICES PHONE SERVICE	461	423	625	625		0.00%
5	10	HEALTH	71002130	558000	HEALTH SERVICES MILEAGE FOR STAFF TRAVEL	1,141	1,579	1,500	1,500		0.00%
5	10	HEALTH	71002130	560000	HEALTH SERVICES SUPPLIES	11,847	10,442	10,680	9,612		-10.00%
5	10	HEALTH	71002130	564000	HEALTH SERVICES BOOKS & SUBSCRIPTIONS	330	44	420	378		-10.00%
5	10	HEALTH	71002130	573100	MEDICAL EQUIPMENT PURCHASE & MAINTCE	5,006	1,044	5,900	4,315		-26.86%
5	10	HEALTH	71002130	581000	HEALTH SERVICES DUES & FEES	0	200	500	200		-60.00%

SCARBOROUGH SCHOOL DEPARTMENT
TOWN COUNCIL'S AND SCHOOL BOARD'S APPROVED FY11 GENERAL FUND OPERATING BUDGET
June 17, 2010

CATEGORY	SUB-CATEGORY	DESCRIPTION	ORG	OBJECT	ACCT USED FOR:	FY08 ACTUAL	FY09 ACTUAL	FY10 ORIG BUDGET	FY11 School Board Proposal	School Board Proposal Impact	%CHANGE (from FY10 orig)
HEALTH SERVICES TOTALS						410,489	423,205	434,993	439,842		1.11%
CURRICULUM											
5	11	IMPR INST	71002210	510100	CURRICULUM DIST. INFO SPECIALIST SALARY	135,224	75,153	72,806	74,263		2.00%
5	11	IMPR INST	71002210	510230	CURRICULUM WAGES - K-5 TECH SUPPORT	1,502	9,054	4,270	34,250	support for K-5 teacher laptops	702.11%
5	11	IMPR INST	71002210	510400	CURRICULUM DIRECTOR SALARY	83,594	86,102	86,102	86,963		1.00%
5	11	IMPR INST	71002210	511800	CURRICULUM SUPPORT STAFF WAGES	32,740	67,524	70,202	101,606	.25 clerical staff	44.73%
5	11	IMPR INST	71002210	515000	CURRICULUM STIPENDS/STAFF DEVELOPMENT	5,822	71,165	93,600	47,500	Summer Reading/Method Group	-49.25%
5	11	IMPR INST	71002210	520000	CURRICULUM ER PAYROLL TAX ON STIPENDS	47	974	1,200	1,400		16.67%
5	11	IMPR INST	71002210	520100	CURRICULUM DIST. INFO SPECIALIST BENEFITS	32,171	12,580	12,867	13,207		2.64%
5	11	IMPR INST	71002210	520200	CURRICULUM K-5 TECH SUPPORT BENEFITS	18	10	0	5,674		0.00%
5	11	IMPR INST	71002210	520400	CURRICULUM DIRECTOR BENEFITS	884	5,487	5,874	5,982		1.84%
5	11	IMPR INST	71002210	520800	CURRICULUM SUPPORT STAFF BENEFITS	2,726	16,952	17,531	23,096		31.74%
5	11	IMPR INST	71002210	532000	CURRICULUM ONLINE SERVICES	156	30,378	40,000	41,000		2.50%
5	11	IMPR INST	71002210	533000	CURRICULUM STAFF DEVELOPMENT	47,803	10,362	16,600	12,600		-24.10%
5	11	IMPR INST	71002210	544400	CURRICULUM COPIERS LEASE & SERVICE	294	0	350	330		-5.71%
5	11	IMPR INST	71002210	558000	CURRICULUM MILEAGE FOR STAFF TRAVEL	827	1,732	1,850	1,850		0.00%
5	11	IMPR INST	71002210	560000	CURRICULUM GENERAL SUPPLIES	1,334	1,110	1,800	1,620		-10.00%
5	11	IMPR INST	71002210	561000	CURRICULUM INSTRUCTIONAL SUPPLIES	102,834	62,789	87,960	108,000		22.78%
5	11	IMPR INST	71002210	564000	CURRICULUM BOOKS & SUBSCRIPTIONS	49,696	25,856	10,600	22,000		107.55%
CURRICULUM TOTALS						497,671	477,228	523,612	581,341		11.03%
INFORMATION SYSTEMS											
5	13	INST TECH	71002230	510100	MIS STAFF WAGES	76,114	86,940	85,085	86,785		2.00%
5	13	INST TECH	71002230	510400	MIS DIRECTOR SALARY	91,692	74,987	76,785	76,789		0.01%
5	13	INST TECH	71002230	520100	MIS BENEFITS	44,838	45,020	53,475	54,750		2.38%
5	13	INST TECH	71002230	532000	MIS LICENSE FEES & SERVICES	49,741	43,239	44,500	46,280		4.00%
5	13	INST TECH	71002230	543200	MIS EQUIPMENT REPAIRS	68,792	71,240	84,025	82,525		-1.79%
5	13	INST TECH	71002230	553200	MIS PHONE SERVICE	900	614	475	475		0.00%
5	13	INST TECH	71002230	560000	MIS SUPPLIES	416	372	825	775		-6.06%
5	13	INST TECH	71002230	573400	MIS EQUIPMENT PURCHASES	15,829	15,845	15,250	16,775		10.00%
MIS TOTALS						348,322	338,258	360,420	365,154		1.31%
SCHOOL BOARD											
6	30	SYS ADMIN	71002310	515000	SCHOOL BOARD STIPENDS	9,625	10,750	10,750	10,750		0.00%
6	30	SYS ADMIN	71002310	520000	SCHOOL BOARD ER PR TAX ON STIPENDS	736	822	864	877		1.50%
6	30	SYS ADMIN	71002310	552000	SCHOOL BOARD LIABILITY COVERAGE	16,859	16,868	17,000	17,000		0.00%
6	30	SYS ADMIN	71002310	558000	SCHOOL BOARD TRAVEL/MILEAGE	0	0	250	0		-100.00%
6	30	SYS ADMIN	71002310	560000	SCHOOL BOARD SUPPLIES	702	536	600	540		-10.00%
11	CONTINGENCY	ALL OTHER	71002310	580000	SCHOOL BOARD CONTINGENCY	5,000	6,000	10,000	10,000		0.00%
6	30	SYS ADMIN	71002310	581000	SCHOOL BOARD DUES & FEES	259	535	600	600		0.00%
SCHOOL BOARD TOTALS						33,182	35,512	40,064	39,767		-0.74%
SUPERINTENDENT'S OFFICE											
6	30	SYS ADMIN	71002320	510400	SUPERINTENDENTS SALARIES	217,646	168,160	168,160	158,485	Superintendent salary reduction	-5.75%
6	30	SYS ADMIN	71002320	511800	CENTRAL OFFICE SUPPORT STAFF WAGES	206,051	126,658	98,731	100,707		2.00%
6	30	SYS ADMIN	71002320	520400	SUPERINTENDENTS BENEFITS	68,238	17,430	20,748	14,114		-31.97%
6	30	SYS ADMIN	71002320	520800	C.O. SUPPORT STAFF BENEFITS	6,527	18,305	21,104	22,720		7.66%
6	30	SYS ADMIN	71002320	523800	C.O. SUPPORT STAFF MSRS PLD	1,267	900	955	1,218		27.54%
6	30	SYS ADMIN	71002320	525400	C.O. ADMIN COURSE REIMBURSEMENT	810	4,543	1,500	1,500		0.00%
6	30	SYS ADMIN	71002320	532000	RUTH'S/SHREDDING/EAP	15,378	9,115	15,000	15,000		0.00%

SCARBOROUGH SCHOOL DEPARTMENT
TOWN COUNCIL'S AND SCHOOL BOARD'S APPROVED FY11 GENERAL FUND OPERATING BUDGET
June 17, 2010

CATEGORY	SUB-CATEGORY	DESCRIPTION	ORG	OBJECT	ACCT USED FOR:	FY08 ACTUAL	FY09 ACTUAL	FY10 ORIG BUDGET	FY11 School Board Proposal	School Board Proposal Impact	%CHANGE (from FY10 orig)
6	30	SYS ADMIN	71002320	533000	ADMIN STAFF DEVELOPMENT	7,103	4,880	5,000	5,000		0.00%
6	30	SYS ADMIN	71002320	534500	DISTRICT LEGAL FEES & AUDIT	14,060	32,257	39,000	35,000		-10.26%
6	30	SYS ADMIN	71002320	543100	C.O. EQUIPMENT REPAIR	0	0	200	180		-10.00%
6	30	SYS ADMIN	71002320	544400	C.O. COPIERS LEASE & SERVICE	8,972	7,186	3,106	2,910		-6.31%
6	30	SYS ADMIN	71002320	553100	C.O. POSTAGE	5,722	7,780	7,000	7,000		0.00%
6	30	SYS ADMIN	71002320	553200	C.O. PHONE SERVICE	3,736	4,586	8,500	8,000		-5.88%
6	30	SYS ADMIN	71002320	554000	C.O. ADVERTISING	7,753	4,109	16,000	5,000		-68.75%
6	30	SYS ADMIN	71002320	555000	C.O. PRINTING/BOARD MINUTES	0	0	400	0		-100.00%
6	30	SYS ADMIN	71002320	558000	C.O. TRAVEL	7,169	6,607	7,000	3,000	reduce Superintendent travel	-57.14%
6	30	SYS ADMIN	71002320	560000	C.O. SUPPLIES	7,603	3,150	3,000	3,600		20.00%
6	30	SYS ADMIN	71002320	564000	C.O. BOOKS & SUBSCRIPTIONS	0	0	300	270		-10.00%
6	30	SYS ADMIN	71002320	573100	C.O. EQUIPMENT PURCHASE	0	0	500	450		-10.00%
6	30	SYS ADMIN	71002320	581000	DISTRICT DUES/SEBAGO ALLIANCE/MSSA	7,048	11,680	12,000	12,000		0.00%
6	30	SYS ADMIN	71002579	595000	DISTRICT UNEMPLOYMENT BILLING	27,595	5,808	0	50,000		0.00%
SUPERINTENDENT'S TOTALS						612,676	433,153	428,204	446,154		4.19%

BUSINESS OFFICE

6	30	SYS ADMIN	71002500	510400	BUSINESS OFFICE MANAGER SALARY		65,000	65,000	65,650		1.00%
6	30	SYS ADMIN	71002500	511800	BUSINESS OFFICE SUPPORT STAFF WAGES		62,419	78,458	80,833		3.03%
6	30	SYS ADMIN	71002500	520400	BUSINESS OFFICE MANAGER BENEFITS		20,362	20,941	21,575		3.03%
6	30	SYS ADMIN	71002500	520800	BUSINESS OFFICE STAFF BENEFITS		13,176	18,254	18,903		3.56%
6	30	SYS ADMIN	71002500	523800	BUSINESS OFFICE STAFF MSRS PLD		1,748	2,197	2,830		28.81%
6	30	SYS ADMIN	71002500	525800	BUS. OFFICE STAFF COURSE REIMBURSEMENT		891	1,000	1,200		20.00%
6	30	SYS ADMIN	71002500	533000	BUS. OFFICE STAFF DEVELOPMENT		210	500	250		-50.00%
6	30	SYS ADMIN	71002500	544400	BUS. OFFICE COPIER LEASE & SERVICE		4,000	1,906	1,785		-6.35%
6	30	SYS ADMIN	71002500	558000	BUSINESS OFFICE TRAVEL		103	500	200		-60.00%
6	30	SYS ADMIN	71002500	560000	BUSINESS OFFICE SUPPLIES		7,214	5,000	4,000		-20.00%
BUS OFF TOTALS							175,122	193,756	197,226		1.79%

TRANSPORTATION

8	31	TRANSP	71002700	510400	TRANSPORTATION SUPERVISORS SALARIES		79,759	79,759	60,339	.56 Asst. Supervisor reduction	-24.35%
8	31	TRANSP	71002700	511800	BUS DRIVER WAGES	563,359	552,076	554,288	510,751	2 bus driver positions	-7.85%
8	31	TRANSP	71002700	512000	SPARE BUS DRIVER WAGES	17,516	6,846	22,000	15,000		-31.82%
8	31	TRANSP	71002700	520300	ER PAYROLL TAX ON SPARE BUS DRIVERS	1,066	524	2,000	750		-62.50%
8	31	TRANSP	71002700	520400	TRANSPORTATION SUPERVISORS BENEFITS		18,796	18,312	16,991		-7.21%
8	31	TRANSP	71002700	520800	BUS DRIVER BENEFITS	181,342	229,986	250,543	247,956		-1.03%
8	31	TRANSP	71002700	523400	TRANSP. SUPERVISORS MSRS PLD		311	0	567		0.00%
8	31	TRANSP	71002700	523800	BUS DRIVERS MSRS PLD	7,643	7,294	8,180	11,262		37.68%
8	31	TRANSP	71002700	533000	TRANSPORTATION STAFF DEVELOPMENT	968	374	1,000	900		-10.00%
8	31	TRANSP	71002700	534000	TRANSPORTATION DOT TESTING/PHYSICALS	1,834	1,815	3,000	2,000		-33.33%
8	31	TRANSP	71002700	543100	BUS MAINTENANCE/REPAIRS	70,835	70,013	75,000	67,500	Eliminate older buses	-10.00%
8	31	TRANSP	71002700	544400	TRANSP COPIER LEASE & SERVICE	821	821	850	795		-6.47%
8	31	TRANSP	71002700	552000	TRANSP VEHICLE INSURANCE	22,610	22,685	25,000	25,000		0.00%
8	31	TRANSP	71002700	553200	TRANSP PHONE SERVICE	1,253	1,209	1,200	1,300		8.33%
8	31	TRANSP	71002700	558000	TRANSP MILEAGE/EZ PASS/TRIP MEALS	1,694	1,907	4,000	2,000	Eliminate 2 bus runs	-50.00%
8	31	TRANSP	71002700	560000	TRANSP BUS REPAIR PARTS	138,301	117,025	136,000	122,400	Eliminate older buses	-10.00%
8	31	TRANSP	71002700	562600	BUS FUEL	190,544	138,317	185,228	170,228	Eliminate 2 bus runs	-8.10%
8	31	TRANSP	71002700	573600	NEW BUS PURCHASE	168,548	93,246	95,000	100,000		5.26%
4	6	EX-CURRIC	71002770	511800	EX-CURRICULAR BUS DRIVER WAGES	33,893	0	29,000	0		-100.00%
4	6	EX-CURRIC	71002770	513800	EX-CURRIC BUS DRIVER OVERTIME	32,158	0	32,000	0		-100.00%
4	6	EX-CURRIC	71002770	520800	EX-CURRIC ER PR TAX ON DRIVER WAGES	5,708	0	4,000	0		-100.00%
8	31	TRANSP	71002790	511800	COMMUNITY SERVICES TRANSP WAGES	11,428	20,758	0	21,000		0.00%

CATEGORY	SUB-CATEGORY	DESCRIPTION	ORG	OBJECT	ACCT USED FOR:	FY08 ACTUAL	FY09 ACTUAL	FY10 ORIG BUDGET	FY11 School Board Proposal	School Board Proposal Impact	%CHANGE (from FY10 orig)
8	31	TRANSP	71002790	513800	COMMUNITY SERVICES TRANSP OVERTIME	0	3,170	0	3,200		0.00%
8	31	TRANSP	71002790	520800	COMM SERVICES ER PR TAX ON WAGES	1,062	2,166	0	2,200		0.00%
8	31	TRANSP	71002790	523800	COMM SERVICES DRIVER MSRS PLD	0	3	0	10		0.00%
4	3	CO-CURRIC	71091027	511800	MS CO-CURRIC BUS DRIVER WAGES	0	130	0	500		0.00%
4	3	CO-CURRIC	71091027	513800	MS CO-CURRIC BUS DRIVER OVERTIME	0	0	0	0		0.00%
4	3	CO-CURRIC	71091027	520800	MS CO-CURRIC ER PR TAX ON DRIVER WAGES	0	10	0	35		0.00%
4	3	CO-CURRIC	71091027	523800	MS CO-CURRIC DRIVER MSRS PLD	0	1	0	10		0.00%
4	6	EX-CURRIC	71092027	511800	MS ATHLETICS BUS DRIVER WAGES	0	5,706	0	5,300		0.00%
4	6	EX-CURRIC	71092027	513800	MS ATHLETICS BUS DRIVER OVERTIME	0	2,369	0	1,680		0.00%
4	6	EX-CURRIC	71092027	520800	MS ATHLETICS ER PR TAX ON DRIVER WAGES	0	613	0	620		0.00%
4	6	EX-CURRIC	71092027	523800	MS ATHLETICS DRIVER MSRS PLD	0	39	0	50		0.00%
4	3	CO-CURRIC	71095027	511800	HS CO-CURRIC BUS DRIVER WAGES	0	1,928	0	1,500		0.00%
4	3	CO-CURRIC	71095027	513800	HS CO-CURRIC BUS DRIVER OVERTIME	0	4,438	0	4,000		0.00%
4	3	CO-CURRIC	71095027	520800	HS CO-CURRIC ER PR TAX ON DRIVER WAGES	0	486	0	500		0.00%
4	3	CO-CURRIC	71095027	523800	HS CO-CURRIC DRIVER HSRS PLD	0	39	0	40		0.00%
4	6	EX-CURRIC	71096027	511800	HS ATHLETICS BUS DRIVER WAGES	0	25,673	0	25,000		0.00%
4	6	EX-CURRIC	71096027	513800	HS ATHLETICS BUS DRIVER OVERTIME	0	21,689	0	21,645		0.00%
4	6	EX-CURRIC	71096027	520800	HS ATHLETICS ER PR TAX ON DRIVER WAGES	0	4,090	0	3,600		0.00%
4	6	EX-CURRIC	71096027	523800	HS ATHLETICS DRIVER HSRS PLD	0	69	0	450		0.00%
TRANSP TOTALS						1,452,582	1,436,380	1,526,360	1,447,079		-5.19%
DEBT SERVICE											
10	5	DEBT SVC	71005000	583100	CIP BONDED PROJECTS - PRINCIPAL	2,797,614	2,899,500	2,700,551	2,758,962		2.16%
10	5	DEBT SVC	71005000	583200	CIP BONDED PROJECTS - INTEREST	1,621,236	1,575,930	1,477,329	1,383,311		-6.36%
DEBT SERVICE TOTALS						4,418,850	4,475,430	4,177,880	4,142,273		-0.85%
SPECIAL SERVICES											
SPED ADMIN											
2	27	SPED	71025090	510400	SPED DIRECTORS SALARIES	83,594	119,813	119,813	86,963	.5 Asst. Director to Local Ent.	-27.42%
2	27	SPED	71025090	511800	SPED ADMIN SUPPORT STAFF WAGES	27,516	48,818	48,932	46,113	.15 clerical staff	-5.76%
2	27	SPED	71025090	520400	SPED DIRECTORS BENEFITS		20,790	20,054	11,878		-40.77%
2	27	SPED	71025090	520800	SPED ADMIN SUPPORT STAFF BENEFITS	18,347	14,155	14,614	14,982		2.52%
2	27	SPED	71025090	534400	SPED LEGAL SERVICES	3,502	8,103	5,000	5,000		0.00%
SPED ADMIN TOTALS						132,959	211,678	208,413	164,936		-20.86%
SPED K-8											
2	27	SPED	71021125	510100	K-8 SOCIAL WORKER SALARIES	332,182	340,053	347,370	359,694		3.55%
2	27	SPED	71021125	520100	K-8 SOCIAL WORKER BENEFITS	50,987	46,146	45,606	43,343		-4.96%
2	27	SPED	71023095	510100	K-8 SPED TEACHER SALARIES	1,506,501	1,642,556	1,670,440	1,536,519	2 teachers & .5 consulting tchr	-8.02%
2	27	SPED	71023095	510200	BUS AIDE/PSYCH SECRETARY SALARIES	77,356	70,742	75,401	86,082		14.17%
2	27	SPED	71023095	510230	K-8 SPED ED TECH SALARIES	782,383	767,753	866,962	845,653	2 ed tech positions K-8	-2.46%
2	27	SPED	71023095	512300	SPED SUBSTITUTE WAGES	88,093	91,795	61,000	90,000		47.54%
2	27	SPED	71023095	515000	SPED RETIREMENT STIPENDS	0	0	8,780	0		-100.00%
2	27	SPED	71023095	520000	SPED ER PAYROLL TAX ON STIPENDS	0	0	35	0		-100.00%
2	27	SPED	71023095	520100	K-8 SPED TEACHER BENEFITS	581,293	283,865	280,505	277,592		-1.04%
2	27	SPED	71023095	520200	K-8 SPED ED TECH BENEFITS	10,303	289,709	304,957	271,156		-11.08%
2	27	SPED	71023095	520300	ER PAYROLL TAX ON SPED SUBSTITUTES	2,748	4,217	2,438	4,500		84.58%
2	27	SPED	71023095	521200	BUS AIDE/PSYCH SECRETARY BENEFITS	3,065	23,517	34,642	44,345		28.01%
2	27	SPED	71023095	523200	BUS AIDE MSRS PLD	252	317	355	508		43.10%
2	27	SPED	71023095	525100	SPED STAFF COURSE REIMBURSEMENT	27,472	20,751	22,000	22,000		0.00%
2	27	SPED	71023095	532000	SPED CONTRACTED TUTOR SERVICE	400	3,588	2,000	2,000		0.00%

SCARBOROUGH SCHOOL DEPARTMENT
TOWN COUNCIL'S AND SCHOOL BOARD'S APPROVED FY11 GENERAL FUND OPERATING BUDGET
June 17, 2010

CATEGORY	SUB-CATEGORY	DESCRIPTION	ORG	OBJECT	ACCT USED FOR:	FY08 ACTUAL	FY09 ACTUAL	FY10 ORIG BUDGET	FY11 School Board Proposal	School Board Proposal Impact	%CHANGE (from FY10 orig)
2	27	SPED	71023095	533000	SPED STAFF DEVELOPMENT	740	1,295	1,750	1,000		-42.86%
2	27	SPED	71023095	534400	CENTER FOR THERAPEUTIC HEALING	7,486	2,018	0	0		0.00%
2	27	SPED	71023095	553100	SPED POSTAGE	2,460	2,693	2,000	2,000		0.00%
2	27	SPED	71023095	556000	SPED OUTSIDE PLACEMENT	55,583	24,984	110,000	159,400		44.91%
2	27	SPED	71023095	558000	SPED STAFF TRAVEL	4,033	3,335	4,500	4,000		-11.11%
2	27	SPED	71023095	560000	SPED SUPPLIES	6,284	4,767	5,000	5,000		0.00%
2	27	SPED	71023095	561000	SPED INSTRUCTIONAL SUPPLIES	6,881	8,301	0	0		0.00%
2	27	SPED	71002750	551000	SPED CONTRACTED TRANSPORTATION	16,692	13,587	14,500	5,000		-65.52%
1	20	OTHER INSTR	71041005	510100	K-8 ESL TEACHER SALARIES	126,920	117,166	121,966	126,488		3.71%
1	20	OTHER INSTR	71041005	510230	K-8 ESL ED TECH WAGES	17,264	20,575	22,681	24,243		6.89%
1	20	OTHER INSTR	71041005	520100	K-8 ESL TEACHER BENEFITS	22,163	16,851	18,507	24,073		30.08%
1	20	OTHER INSTR	71041005	520200	K-8 ESL ED TECH BENEFITS	204	4,909	9,878	6,142		-37.82%
1	20	OTHER INSTR	71041005	533000	ESL STAFF DEVELOPMENT	1,199	35	700	500		-28.57%
1	20	OTHER INSTR	71041005	534400	ESL CONTRACTED INTERPRETERS	(950)	58	2,000	1,000		-50.00%
1	20	OTHER INSTR	71041005	560000	ESL SUPPLIES	1,649	1,783	1,650	1,000		-39.39%
2	8	GATES	71029005	510100	K-8 GATES TEACHER SALARIES	211,441	213,270	219,311	168,229	1 GATES teacher (WI)	-23.29%
2	8	GATES	71029005	520100	K-8 GATES TEACHER BENEFITS	55,709	49,815	50,289	40,630		-19.21%
2	8	GATES	71029005	533000	GATES STAFF DEVELOPMENT	335	170	900	810		-10.00%
2	8	GATES	71029005	560000	GATES SUPPLIES	1,508	1,130	1,800	1,620		-10.00%
SPED K-8 TOTALS						4,000,636	4,071,748	4,309,923	4,154,527		-3.61%

SPED 9-12

2	27	SPED	71021129	510100	HS SOCIAL WORKER SALARIES	103,816	134,320	135,373	139,467		3.02%
2	27	SPED	71021129	520100	HS SOCIAL WORKER BENEFITS	17,787	22,613	22,971	23,603		2.75%
2	27	SPED	71023099	510100	HS SPED TEACHER SALARIES	385,114	457,353	467,699	484,113		3.51%
2	27	SPED	71023099	510230	HS SPED ED TECH WAGES	348,221	340,548	350,113	396,314	1 ed tech position HS	13.20%
2	27	SPED	71023099	520100	HS SPED TEACHER BENEFITS	139,108	93,862	92,707	100,778		8.71%
2	27	SPED	71023099	520200	HS SPED ED TECH BENEFITS	40,210	145,538	138,758	142,440		2.65%
1	20	OTHER INSTR	71041009	510100	HS ESL TEACHER SALARY	19,610	26,298	45,578	47,183		3.52%
1	20	OTHER INSTR	71041009	520100	HS ESL TEACHER BENEFITS	2,501	1,152	6,379	6,573		3.04%
2	8	GATES	71029009	510100	HS GATES TEACHER SALARY	42,046	54,379	54,140	56,461		4.29%
2	8	GATES	71029009	520100	HS GATES TEACHER BENEFITS	9,501	11,941	12,123	12,360		1.95%
SPED 9-12 TOTALS						1,107,913	1,288,004	1,325,841	1,409,292		6.29%

FACILITIES & MAINTENANCE

9	19	FACILITIES	71026030	541000	HS WATER/SEWER FEES	14,996	13,021	13,000	13,000		0.00%
9	19	FACILITIES	71026030	552000	HS PROPERTY/CASUALTY INSURANCE	23,930	23,834	26,100	26,100		0.00%
9	19	FACILITIES	71026030	562100	HS NATURAL GAS	135,199	143,616	160,000	150,000		-6.25%
9	19	FACILITIES	71026030	562200	HS ELECTRICITY	250,458	239,717	255,000	255,000		0.00%
9	19	FACILITIES	71026130	511800	HS CUSTODIAN WAGES	274,724	282,466	271,038	282,820		4.35%
9	19	FACILITIES	71026130	511900	HS CUSTODIAN EVENT COVERAGE	0	0	0	13,000		0.00%
9	19	FACILITIES	71026130	512000	HS CUSTODIAN SUBSTITUTE WAGES	0	0	9,000	7,000		-22.22%
9	19	FACILITIES	71026130	513800	HS CUSTODIAN OVERTIME	38,768	7,578	13,000	2,000		-84.62%
9	19	FACILITIES	71026130	520800	HS CUSTODIAN BENEFITS	97,603	96,807	89,025	102,500		15.14%
9	19	FACILITIES	71026130	523800	HS CUSTODIAN MSRS PLD	1,256	1,723	1,612	1,048		-34.99%
9	19	FACILITIES	71026130	543100	HS CONTRACTED REPAIRS & MAINTENANCE	181,189	165,960	130,000	130,000		0.00%
9	19	FACILITIES	71026130	560000	HS CUSTODIAL & MAINTENANCE SUPPLIES	13,151	75,588	76,900	76,900		0.00%
9	19	FACILITIES	71026002	541000	MS WATER/SEWER FEES	22,963	15,799	19,500	19,500		0.00%
9	19	FACILITIES	71026002	552000	MS PROPERTY/CASUALTY INSURANCE	17,400	15,888	17,400	17,400		0.00%
9	19	FACILITIES	71026002	562100	MS NATURAL GAS	52,781	59,088	71,250	62,000		-12.98%
9	19	FACILITIES	71026002	562200	MS ELECTRICITY	155,510	150,214	175,000	175,000		0.00%

SCARBOROUGH SCHOOL DEPARTMENT
TOWN COUNCIL'S AND SCHOOL BOARD'S APPROVED FY11 GENERAL FUND OPERATING BUDGET
June 17, 2010

CATEGORY	SUB-CATEGORY	DESCRIPTION	ORG	OBJECT	ACCT USED FOR:	FY08 ACTUAL	FY09 ACTUAL	FY10 ORIG BUDGET	FY11 School Board Proposal	School Board Proposal Impact	%CHANGE (from FY10 orig)
9	19	FACILITIES	71026002	562400	MS HEATING OIL	3,967	4,049	4,200	4,830		15.00%
9	19	FACILITIES	71026102	511800	MS CUSTODIAN WAGES	164,166	167,990	172,233	169,683		-1.48%
9	19	FACILITIES	71026102	511900	MS CUSTODIAN EVENT COVERAGE	0	0	0	8,000		0.00%
9	19	FACILITIES	71026102	512000	MS CUSTODIAN SUBSTITUTE WAGES	0	0	3,000	3,000		0.00%
9	19	FACILITIES	71026102	513800	MS CUSTODIAN OVERTIME	20,954	9,246	15,000	2,000		-86.67%
9	19	FACILITIES	71026102	520800	MS CUSTODIAN BENEFITS	58,445	59,799	66,802	68,359		2.33%
9	19	FACILITIES	71026102	543100	MS CONTRACTED REPAIRS & MAINTENANCE	83,556	107,325	75,000	75,000		0.00%
9	19	FACILITIES	71026102	560000	MS CUSTODIAL & MAINTENANCE SUPPLIES	5,095	41,830	47,400	47,400		0.00%
9	19	FACILITIES	71026003	541000	WI WATER/SEWER FEES	15,680	14,250	15,500	15,500		0.00%
9	19	FACILITIES	71026003	552000	WI PROPERTY/CASUALTY INSURANCE	17,400	15,888	17,400	17,400		0.00%
9	19	FACILITIES	71026003	562100	WI NATURAL GAS	96,440	103,620	132,500	115,000		-13.21%
9	19	FACILITIES	71026003	562200	WI ELECTRICITY	128,952	90,301	113,000	113,000		0.00%
9	19	FACILITIES	71026003	562400	WI HEATING OIL	4,190	5,563	4,200	100		-97.62%
9	19	FACILITIES	71026103	511800	WI CUSTODIAN WAGES	161,302	171,670	170,057	168,999		-0.62%
9	19	FACILITIES	71026103	511900	WI CUSTODIAN EVENT COVERAGE	0	0	0	6,000		0.00%
9	19	FACILITIES	71026103	512000	WI CUSTODIAN SUBSTITUTE WAGES	0	0	2,700	2,700		0.00%
9	19	FACILITIES	71026103	513800	WI CUSTODIAN OVERTIME	21,733	12,790	11,000	2,300		-79.09%
9	19	FACILITIES	71026103	520800	WI CUSTODIAN BENEFITS	47,437	46,934	47,668	47,939		0.57%
9	19	FACILITIES	71026103	543100	WI CONTRACTED REPAIRS & MAINTENANCE	63,524	58,510	66,500	66,500		0.00%
9	19	FACILITIES	71026103	560000	WI CUSTODIAL & MAINTENANCE SUPPLIES	4,993	30,593	42,600	42,600		0.00%
9	19	FACILITIES	71026004	541000	BP WATER/SEWER FEES	2,726	3,596	3,700	3,700		0.00%
9	19	FACILITIES	71026004	552000	BP PROPERTY/CASUALTY INSURANCE	8,700	7,944	8,700	8,700		0.00%
9	19	FACILITIES	71026004	562200	BP ELECTRICITY	23,330	23,995	27,200	26,000		-4.41%
9	19	FACILITIES	71026004	562300	BP PROPANE	4,329	3,065	6,250	4,200		-32.80%
9	19	FACILITIES	71026004	562400	BP HEATING OIL	29,513	19,101	36,000	30,000		-16.67%
9	19	FACILITIES	71026104	511800	BP CUSTODIAN WAGES	55,029	56,265	57,451	58,726		2.22%
9	19	FACILITIES	71026104	511900	BP CUSTODIAN EVENT COVERAGE	0	0	0	250		0.00%
9	19	FACILITIES	71026104	512000	BP CUSTODIAN SUBSTITUTE WAGES	0	0	500	500		0.00%
9	19	FACILITIES	71026104	513800	BP CUSTODIAN OVERTIME	1,529	21	500	250		-50.00%
9	19	FACILITIES	71026104	520800	BP CUSTODIAN BENEFITS	22,776	24,168	18,182	18,609		2.35%
9	19	FACILITIES	71026104	543100	BP CONTRACTED REPAIRS & MAINTENANCE	21,764	24,196	18,050	18,050		0.00%
9	19	FACILITIES	71026104	560000	BP CUSTODIAL & MAINTENANCE SUPPLIES		9,864	14,800	14,800		0.00%
9	19	FACILITIES	71026005	541000	EC WATER/SEWER FEES	2,680	2,746	2,960	2,960		0.00%
9	19	FACILITIES	71026005	552000	EC PROPERTY/CASUALTY INSURANCE	8,700	7,944	8,700	8,700		0.00%
9	19	FACILITIES	71026005	562200	EC ELECTRICITY	22,206	22,337	24,160	24,160		0.00%
9	19	FACILITIES	71026005	562300	EC PROPANE	6,659	3,391	6,250	4,200		-32.80%
9	19	FACILITIES	71026005	562400	EC HEATING OIL	15,709	14,187	30,000	20,000		-33.33%
9	19	FACILITIES	71026105	511800	EC CUSTODIAN WAGES	41,538	46,096	46,854	46,771		-0.18%
9	19	FACILITIES	71026105	511900	EC CUSTODIAN EVENT COVERAGE	0	0	0	1,000		0.00%
9	19	FACILITIES	71026105	512000	EC CUSTODIAN SUBSTITUTE WAGES	0	0	300	500		66.67%
9	19	FACILITIES	71026105	513800	EC CUSTODIAN OVERTIME	2,793	1,479	2,500	250		-90.00%
9	19	FACILITIES	71026105	520800	EC CUSTODIAN BENEFITS	19,422	19,729	22,740	20,951		-7.87%
9	19	FACILITIES	71026105	523800	EC CUSTODIAN MSRS PLD	563	893	889	1,134		27.56%
9	19	FACILITIES	71026105	543100	EC CONTRACTED REPAIRS & MAINTENANCE	18,979	21,048	15,800	15,800		0.00%
9	19	FACILITIES	71026105	560000	EC CUSTODIAL & MAINTENANCE SUPPLIES	688	10,940	11,100	11,100		0.00%
9	19	FACILITIES	71026006	541000	PH WATER/SEWER FEES	2,857	3,005	2,960	2,960		0.00%
9	19	FACILITIES	71026006	552000	PH PROPERTY/CASUALTY INSURANCE	8,700	7,944	8,700	8,700		0.00%

SCARBOROUGH SCHOOL DEPARTMENT
TOWN COUNCIL'S AND SCHOOL BOARD'S APPROVED FY11 GENERAL FUND OPERATING BUDGET
June 17, 2010

CATEGORY	SUB-CATEGORY	DESCRIPTION	ORG	OBJECT	ACCT USED FOR:	FY08 ACTUAL	FY09 ACTUAL	FY10 ORIG BUDGET	FY11 School Board Proposal	School Board Proposal Impact	%CHANGE (from FY10 orig)
9	19	FACILITIES	71026006	562200	PH ELECTRICITY	20,327	19,298	22,400	21,000		-6.25%
9	19	FACILITIES	71026006	562300	PH PROPANE	4,122	2,596	5,000	3,500		-30.00%
9	19	FACILITIES	71026006	562400	PH HEATING OIL	25,565	15,044	30,000	22,000		-26.67%
9	19	FACILITIES	71026106	511800	PH CUSTODIAN WAGES	41,418	48,456	47,990	45,541		-5.10%
9	19	FACILITIES	71026106	511900	PH CUSTODIAN EVENT COVERAGE	0	0	0	150		0.00%
9	19	FACILITIES	71026106	512000	PH CUSTODIAN SUBSTITUTE WAGES	0	0	500	500		0.00%
9	19	FACILITIES	71026106	513800	PH CUSTODIAN OVERTIME	4,149	565	900	250		-72.22%
9	19	FACILITIES	71026106	520800	PH CUSTODIAN BENEFITS	10,273	11,462	20,347	20,842		2.43%
9	19	FACILITIES	71026106	543100	PH CONTRACTED REPAIRS & MAINTENANCE	21,815	20,068	15,800	15,800		0.00%
9	19	FACILITIES	71026106	560000	PH CUSTODIAL & MAINTENANCE SUPPLIES	33	7,175	11,100	11,100		0.00%
9	19	FACILITIES	71002700	541000	BUS GARAGE WATER/SEWER FEES	361	489	550	550		0.00%
9	19	FACILITIES	71002700	562200	BUS GARAGE ELECTRICITY	7,178	8,489	10,000	9,000		-10.00%
9	19	FACILITIES	71002700	562400	BUS GARAGE HEATING OIL	1,718	963	3,000	2,200		-26.67%
9	19	FACILITIES	71026290	510400	FACILITIES ADMIN SALARIES		153,755	155,070	161,256		3.99%
9	19	FACILITIES	71026290	511800	FACILITIES ADMIN ASST. WAGES		37,674	41,226	42,051		2.00%
9	19	FACILITIES	71026290	511820	MAINTENANCE WORKER WAGES	372,128	192,576	205,596	201,116		-2.18%
9	19	FACILITIES	71026290	513800	MAINTENANCE WORKER OVERTIME	9,311	10,085	11,000	11,000		0.00%
9	19	FACILITIES	71026290	520000	CUSTODIAN/MAINTENANCE UNIFORMS & SHOES	12,533	8,066	10,000	10,000		0.00%
9	19	FACILITIES	71026290	520400	FACILITIES ADMIN BENEFITS		54,583	48,605	44,507		-8.43%
9	19	FACILITIES	71026290	520800	FACILITIES ASST/MAINTENANCE BENEFITS	132,934	78,328	91,973	89,379		-2.82%
9	19	FACILITIES	71026290	523400	FACILITIES ADMIN MSRS PLD		1,944	3,134	4,119		31.43%
9	19	FACILITIES	71026290	523800	MAINTENANCE WORKER MSRS PLD	3,263	3,423	3,295	4,196		27.34%
9	19	FACILITIES	71026290	533000	FACILITIES STAFF DEVELOPMENT	2,374	1,743	4,500	4,500		0.00%
9	19	FACILITIES	71026290	543000	FACILITIES VEHICLE REPAIRS & MAINTENANCE	4,532	578	3,000	3,000		0.00%
9	19	FACILITIES	71026290	543100	CONTRACTED REPAIR SERVICES	93,314	139,761	262,500	262,500		0.00%
9	19	FACILITIES	71026290	543900	FACILITIES REPLACEMENT & RENEWAL	0	0	0	25,000		0.00%
9	19	FACILITIES	71026290	550000	TRASH REMOVAL	4,532	3,436	13,500	13,500		0.00%
9	19	FACILITIES	71026290	553200	FACILITIES PHONE SERVICE	7,571	8,002	8,000	8,000		0.00%
9	19	FACILITIES	71026290	558000	FACILITIES STAFF TRAVEL	508	1,784	2,000	2,000		0.00%
9	19	FACILITIES	71026290	560000	DISTRICT-WIDE MAINTENANCE SUPPLIES	214,997	57,922	89,032	89,032		0.00%
9	19	FACILITIES	71026290	562600	FACILITIES VEHICLE FUEL	9,762	7,718	11,000	11,000		0.00%
9	19	FACILITIES	71026290	581000	FACILITIES LICENSING FEES	3,220	2,241	37,860	10,000		-73.59%
FACILITIES TOTALS						3,506,890	3,463,834	3,878,709	3,811,138		-1.74%
						32,865,105	**34,106,572**	**35,199,614**	**35,084,868**		

High School	5,311,660	5,745,764	6,008,693	6,140,456
Middle School	3,896,406	4,135,484	4,235,284	4,132,343
Wentworth	3,711,381	3,827,599	3,890,572	3,839,839
K-2	3,341,839	3,483,170	3,551,493	3,663,092
System Wide	3,436,571	3,403,860	3,612,806	3,626,972
Facilities	3,506,890	3,463,834	3,878,709	3,811,138
Special Ed	5,241,508	5,571,431	5,844,177	5,728,755
Debt	4,418,850	4,475,430	4,177,880	4,142,273
Total	32,865,105	34,106,572	35,199,614	35,084,868

SCARBOROUGH SCHOOL DEPARTMENT
TOWN COUNCIL'S AND SCHOOL BOARD'S APPROVED FY11 GENERAL FUND OPERATING BUDGET
June 17, 2010

CATEGORY	SUB-CATEGORY	DESCRIPTION	ORG	OBJECT	ACCT USED FOR:	FY08 ACTUAL	FY09 ACTUAL	FY10 ORIG BUDGET	FY11 School Board Proposal	School Board Proposal Impact	%CHANGE (from FY10 orig)

	FY08 ACTUAL	FY09 ACTUAL	FY10 ORIG BUDGET	FY11 Fin. Comm. Budget	
	32,865,105	34,106,572	35,199,614	**35,084,868**	**Revised total**
FY 11 Chg. from	2,219,763	978,295	(114,746)	**(114,746)**	**Change from prior years**
Annual % chg. From	2.2%	1.4%	-0.3%	**-0.3%**	**% change from prior year**
Oct Enrollment	3,361	3,358	3,364	**3,358**	**Projected Enrollment**
FTE's	500.6	511.2	501.2	**473**	**FTE's**
Student/FTE	6.7	6.6	6.7	**7.1**	**Student to FTE ratio**

Total current FTEs	501.2
# positions reduced/eliminated	27.9
Total FTEs in this proposal	473.4
(see detail on next worksheet)	

(1,362,552)	Revenue GPA
(100,000)	Change in surplus $850K -750K
(117,501)	All other non-tax revenue
200,000	Co-curricular fee
(1,380,053)	Total Change in Revenue
1,265,307	**Net town cost**

OPERATING REVENUE SUMMARY - SCHOOL NUTRITION PROGRAM

	FY 2010 Approved Budget	FY 2010 Estimated Operating Budget & Estimated Revenues	$ Change	% Change
NUTRITION OPERATING BUDGET	$ 1,470,184	$ 1,486,617	$ 16,433	1.1%
State Food Service Subsidy	$ 207,920	$ 236,001	$ 28,081	13.5%
PROGRAM REVENUES				
School Lunch Type A Meals	$ 658,482	$ 593,717	$ (64,765)	-9.8%
School Breakfast Type A	$ 29,900	$ 38,552	$ 8,652	28.9%
A la carte, Vending & Catering	$ 507,882	$ 542,916	$ 35,034	6.9%
Milk & Juice	$ 21,500	$ 17,464	$ (4,036)	-18.8%
Other Misc. Revenues	$ 44,500	$ 57,967	$ 13,467	30.3%
Audit Balance Forward	$ -		$ -	
Total Non-Property Tax Revenues	$ 1,470,184	$ 1,486,617	$ 16,433	1.1%
Net Operating Budget (Tax Levy)	$ -	$ -	$ -	

FOOD SERVICE FY11 BUDGET

REVENUES

ORG	OBJECT	DESCRIPTION	FY09 ORIG BUDGET	FY09 ACTUAL	FY10 ORIG BUDGET	FY11 REVENUE PROJECTION	% CHANGE (from FY10)
76013002	416110	MS SCHOOL LUNCH RECEIPTS	119,271	109,996	153,244	116,964	-23.67%
76013002	416120	MS SCHOOL BREAKFAST RECEIPTS	2,576	2,719	2,500	8,982	259.28%
76013002	416200	MS SCHOOL MEALS A LA CARTE	187,605	181,065	183,844	205,964	12.03%
76013003	416110	WI SCHOOL LUNCH RECEIPTS	160,070	128,597	177,244	133,825	-24.50%
76013003	416120	WI SCHOOL BREAKFAST RECEIPTS	3,000	7,853	7,000	11,988	71.26%
76013003	416200	WI SCHOOL MEALS A LA CARTE	27,657	23,559	25,394	30,988	22.03%
76013004	416110	BP SCHOOL LUNCH RECEIPTS	58,000	45,309	49,000	56,988	16.30%
76013004	416120	BP SCHOOL BREAKFAST RECEIPTS	100	100	25	200	700.00%
76013004	416130	BP SCHOOL MILK	4,369	3,986	5,000	6,988	39.76%
76013004	416200	BP SCHOOL MEALS A LA CARTE	100	44	25	0	-100.00%
76013005	416110	EC SCHOOL LUNCH RECEIPTS	45,756	37,901	46,000	49,988	8.67%
76013005	416120	EC SCHOOL BREAKFAST RECEIPTS	400	69	25	400	1500.00%
76013005	416130	EC SCHOOL MILK	3,472	4,901	7,500	5,488	-26.83%
76013005	416200	EC SCHOOL MEALS A LA CARTE	100	0	25	0	-100.00%
76013006	416110	PH SCHOOL LUNCH RECEIPTS	38,591	36,044	43,050	39,988	-7.11%
76013006	416120	PH SCHOOL BREAKFAST RECEIPTS	100	0	25	0	-100.00%
76013006	416130	PH SCHOOL MILK	3,340	3,116	9,000	4,988	-44.58%
76013006	416200	PH SCHOOL MEALS A LA CARTE	115	0	25	0	-100.00%
76013030	416110	HS SCHOOL LUNCH RECEIPTS	135,250	134,241	168,244	195,964	16.48%
76013030	416120	HS SCHOOL BREAKFAST RECEIPTS	9,999	5,829	6,450	16,982	163.29%
76013030	416200	HS SCHOOL MEALS A LA CARTE	380,930	295,561	304,244	305,964	0.57%
76013090	416500	SUMMER REC FOOD PROGRAM	9,630	3,231	10,000	5,000	-50.00%
76013090	419900	MISCELLANEOUS REVENUE	57,204	41,429	64,400	52,967	-17.75%

FOOD SERVICE FY11 BUDGET

REVENUES

ORG	OBJECT	DESCRIPTION	FY09 ORIG BUDGET	FY09 ACTUAL	FY10 ORIG BUDGET	FY11 REVENUE PROJECTION	% CHANGE (from FY10)
76013090	445510	STATE SUBSIDY REDUCED LUNCH	62,647	60,168	65,156	71,000	8.97%
76013090	455520	STATE SUBSIDY FREE LUNCH	109,539	128,109	110,252	121,000	9.75%
76013090	445530	STATE SUBSIDY REGULAR LUNCH	4,132	10,577	5,095	9,001	76.66%
76013090	445540	STATE SUBSIDY BREAKFAST	25,691	34,560	27,417	35,000	27.66%
			1,449,644	1,298,964	1,470,184	1,486,617	1.12%
		revenue shortfall		150,680			
		budget surplus		49,375			
		transfer from general fund to cover deficit		101,306			

FOOD SERVICE FY11 BUDGET

EXPENDITURES

ORG	OBJECT	DESCRIPTION	FY09 ORIG BUDGET	FY09 ACTUAL	FY10 ORIG BUDGET	FY11 REQUEST DEPARTMENT	% CHANGE (from FY10)
76013090	510400	FS DIRECTOR SALARY	44,197	43,983	45,302	45,303	0.00%
76013090	511800	FS WORKER WAGES	404,485	399,264	412,757	374,687	-9.22%
76013090	512000	FS SUBSTITUTE WAGES	7,000	13,913	7,000	20,000	185.71%
76013090	520400	FS DIRECTOR BENEFITS	16,000	15,884	17,918	19,144	6.84%
76013090	520800	FS WORKER BENEFITS	243,000	197,614	241,361	268,824	11.38%
76013090	523400	FS DIRECTOR MSRS PLD	1,238	1,232	1,269	1,586	24.98%
76013090	523800	FS WORKER MSRS PLD	4,547	4,744	4,727	5,821	23.14%
76013090	532000	FS POS SOFTWARE	6,200	3,136	6,200	6,324	2.00%
76013090	533000	FS STAFF DEVELOPMENT	5,000	1,219	5,000	1,500	-70.00%
76013090	543100	FS EQUIPMENT REPAIR	18,000	7,234	18,250	18,616	2.01%
76013090	553100	FS POSTAGE	300	0	300	306	2.00%
76013090	558000	FS STAFF TRAVEL/MILEAGE	1,600	1,005	1,600	1,632	2.00%
76013090	560000	FS OFFICE SUPPLIES	4,000	837	3,000	3,060	2.00%
76013090	563000	FS FOOD SUPPLIES	605,000	648,556	630,000	642,600	2.00%
76013090	563001	FS FOOD SUPPLIES FOR SUMMER REC	1,257	2,147	1,300	1,530	17.69%
76013090	563100	FS NON-FOOD SUPPLIES	63,000	42,328	50,000	51,000	2.00%
76013090	573100	FS EQUIPMENT PURCHASE	18,200	13,698	18,200	18,564	2.00%
76013090	581000	FS CERTIFICATION FEES	6,620	3,475	6,000	6,120	2.00%
			1,449,644	1,400,269	1,470,184	1,486,617	1.12%
		budget surplus		49,375			

kbolton.3/11/2010