ANNUAL COMPREHENSIVE FINANCIAL REPORT

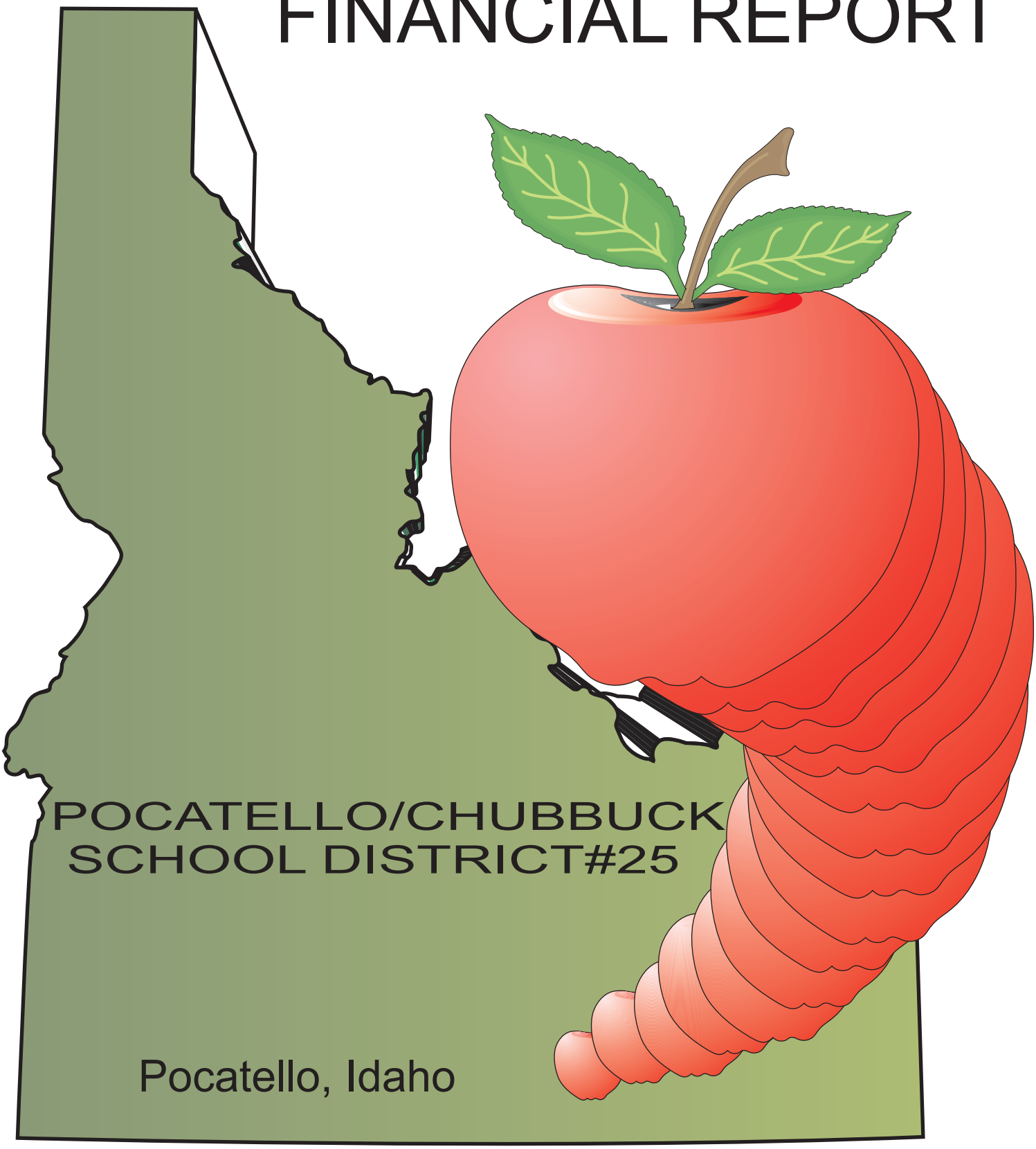

FOR THE FISCAL YEAR ENDED JUNE 30, 2021

POCATELLO / CHUBBUCK SCHOOL DISTRICT NO. 25
Bannock County
Pocatello, Idaho

ANNUAL COMPREHENSIVE FINANCIAL REPORT

For the Fiscal Year Ended June 30, 2021

PREPARED BY:

Jonathan R. Balls
Director of Business Operations/Treasurer

Kade Teter
Accountant

Michele Leiby
Accounting Technician

Business Department
Renae Bentley
Jolene Smith

POCATELLO/CHUBBUCK SCHOOL DISTRICT NO. 25
Annual C Financial Report
For the Fiscal Year Ended June 30, 2021

TABLE OF CONTENTS

	Page
INTRODUCTORY SECTION	
Letter of Transmittal	1-6
Awards	7-8
Organizational Chart	9
List of Principal Administration and Board of Trustees	10
FINANCIAL SECTION	
Independent Auditor's Report	11-12
Management's Discussion and Analysis	13-25
Basic Financial Statements:	
Government-Wide Financial Statements:	
Statement of Net Position	26
Statement of Activities	27
Fund Financial Statements:	
Governmental Fund Financial Statements:	
Balance Sheet - Governmental Funds	28
Reconciliation of the Governmental Funds Balance Sheet to the Statement of Net Position	29
Combined Statement of Revenues, Expenditures, and Changes in Fund Balances - Governmental Funds	30
Reconciliation of the Statement of Revenues, Expenditures, and Changes in Fund Balances of Governmental Funds to the Statement of Activities	31
Statement of Revenues, Expenditures, and Changes in Fund Balance - Budget and Actual - General Fund	32-35
Proprietary Fund Financial Statements:	
Statement of Net Position - Proprietary Funds	36
Statement of Revenues, Expenses, and Changes in Fund Net Position - Proprietary Funds	37
Statement of Cash Flows - Proprietary Funds	38
Fiduciary Funds Financial Statements	
Statement of Fiduciary Net Position - Fiduciary Funds	39
Statement of Changes in Fiduciary Net Position - Fiduciary Funds	40
Notes to Financial Statements	41-64
Required Supplementary Information:	
Schedule of Employer's Share of Net Pension Liability	65
Schedule of Employer Contributions	66
Schedule of Changes in Total OPEB Liability and Related Ratios	67
Schedule of Employer's Share of Net OPEB Asset and Schedule of Employer Contributions	68
Combining and Individual Fund Statements and Schedules:	
Major Funds:	
Capital Projects Fund	
Schedule of Revenues, Expenditures, and Changes in Fund Balance - Budget and Actual - Capital Projects Fund	69
Debt Service Fund	
Schedule of Revenues, Expenditures, and Changes in Fund Balance - Budget and Actual - Debt Service Fund	70

POCATELLO/CHUBBUCK SCHOOL DISTRICT NO. 25
Annual C Financial Report
For the Fiscal Year Ended June 30, 2021

TABLE OF CONTENTS - CONTINUED

FINANCIAL SECTION (Continued)	**Page**
Supplemental Data:	
Non-major Special Revenue Funds:	
Combining Balance Sheet - Special Revenue Funds	71-76
Combining Statement of Revenues, Expenditures, and Changes in Fund Balances - Special Revenue Funds	77-82
Schedule of Revenues, Expenditures, and Changes in Fund Balances - Budget and Actual	83-107
Fiduciary Funds	
Combining Schedule of Changes in Fiduciary Net Position - Education Foundation Trust Funds	108
STATISTICAL SECTION	
Financial Trends	
Net Position by Component	109
Changes in Net Position	110-111
Fund Balances of Governmental Funds	112
Changes in Fund Balance of Governmental Funds	113
Governmental Activities Tax Revenue By Source	114
Government-wide Expenses By Function	115
Government-wide Revenues By Source	116
General Governmental Expenditures By Function	117
General Governmental Revenues By Source	118
Revenue Capacity	
Assessed and Estimated Actual Value of Taxable Property	119
Property Tax Levies and Collections	120
Property Tax Rates - Direct and Overlapping Governments	121
Principal Property Tax Payers	122
Debt Capacity	
Direct and Overlapping Bonded Debt General Obligation Bonds	123
Ratio of Net General Obligation Bonded Debt to Assessed Value and Net General Obligation Bonded Debt Per Capita	124
Ratio of Annual Debt Service Expenditures for General Obligation Bonded Debt to Total General Governmental Expenditures	125
Legal Debt Margin Information	126

POCATELLO/CHUBBUCK SCHOOL DISTRICT NO. 25
Annual C Financial Report
For the Fiscal Year Ended June 30, 2021

TABLE OF CONTENTS - CONTINUED

STATISTICAL SECTION (Continued)	**Page**
Demographic and Economic Information	
Demographic and Economic Statistics	127
Principal Employers	128
Property and Construction Values	129
Operating Information	
Full-Time Equivalent (FTE) Employees	130
Miscellaneous Statistics	131
Capital Asset Information	132
Expenditure by Function - General Fund	133
District Enrollment Trends	134
Educational Demographic and Miscellaneous Statistics	135
Schedule of Insurance Coverage	136
SINGLE AUDIT SECTION	
Schedule of Expenditures of Federal Awards	137
Notes to the Schedule of Expenditures of Federal Awards	138
Independent Auditor's Report on Internal Control Over Financial Reporting and on Compliance and Other Matters Based on an Audit of Financial Statements Performed in Accordance With Governmental Auditing Standards	139-140
Independent Auditor's Report on Compliance for Each Major Program and on Internal Control over Compliance Required by the Uniform Guidance	141-142
Schedule of Findings and Questioned Costs	143

THINK LEARN BE
MORE
TOGETHER
POCATELLO/CHUBBUCK
SCHOOL DISTRICT 25

INTRODUCTORY SECTION

- Transmittal Letter
- Awards
- Organizational Chart
- Elected Officials

THINK LEARN BE
MORE
TOGETHER
POCATELLO CHUBBUCK
SCHOOL DISTRICT 25

October 19, 2021

To the Board of Trustees and Patrons of Pocatello / Chubbuck School District Number 25:

In accordance with the provisions of Idaho Code Section 33-701, we hereby submit the Annual Comprehensive Financial Report of Pocatello / Chubbuck School District No. 25 (the District), for the fiscal year ended June 30, 2021. State law requires that all public school districts publish at the close of each fiscal year a complete set of financial statements presented in conformity with generally accepted accounting principles (GAAP) and audited in accordance with generally accepted auditing standards by a firm of licensed certified public accountants. Pursuant to that requirement, we hereby issue the Comprehensive Annual Financial Report of the Pocatello / Chubbuck School District No. 25 for the fiscal year ended June 30, 2021.

This report consists of management's representations concerning the finances of the Pocatello / Chubbuck School District No. 25. Consequently, management assumes full responsibility for the completeness and reliability of all of the information presented in this report. To provide a reasonable basis for making these representations, management of the District has established a comprehensive internal control framework that is designed both to protect the District's assets from loss, theft, or misuse and to compile sufficient reliable information for the preparation of the Pocatello / Chubbuck School District No. 25's financial statements in conformity with GAAP. Because the cost of internal controls should not outweigh their benefits, the District's comprehensive framework of internal controls has been designed, as established by policy, to provide reasonable rather than absolute assurance that the financial statements will be free from material misstatement. As management, we assert that, to the best of our knowledge and belief, this financial report is complete and reliable in all material

The District's financial statements have been audited by Deaton & Company, Chartered, a firm of licensed certified public accountants. The goal of the independent audit was to provide reasonable assurance that the financial statements of the Pocatello / Chubbuck School District No. 25 for the fiscal year ended June 30, 2021, are free of material misstatement.

The independent audit involved examining, on a test basis, evidence supporting the amounts and disclosures in the financial statements; assessing the accounting principles used and significant estimates made by management; and evaluating the overall financial statement presentation. The independent auditor concluded, based upon the audit, that there was a reasonable basis for rendering an unmodified opinion that the Pocatello / Chubbuck School District No. 25's financial statements for the fiscal year ended June 30, 2021 are fairly presented in conformity with GAAP. The independent auditor's report is presented as the first component of the financial section of this report.

The independent audit of the financial statements of the Pocatello / Chubbuck School District No. 25 was part of a broader, federally mandated "Single Audit" designed to meet the special needs of federal grantor agencies. The standards governing Single Audit engagements require the independent auditor to report not only on the fair presentation of the financial statements, but also on the audited government's controls and compliance with legal requirements, with special emphasis on internal controls and legal requirements involving the administration of federal awards. These reports are available in the District's Single Audit Section.

GAAP requires that management provide a narrative introduction, overview, and analysis to accompany the basic financial statements in the form of Management's Discussion and Analysis (MD&A). This letter of transmittal is designed to complement MD&A and should be read in conjunction with it. The District's MD&A can be found immediately following the report of the independent auditors.

Profile of the District

The Pocatello / Chubbuck School District No. 25, incorporated in 1887, is located in the southeastern part of the state in northern Bannock County which consists of 712,448 acres. Population estimates rank Bannock County as the fifth largest county in the state, with approximately 88,795 residents. This figure represents an increase of 5,769 in population or 6.9% over the past ten (10) years. The District is empowered to levy school property taxes on real and personal properties located within its boundaries to support local public education.

The Pocatello / Chubbuck School District No. 25 operates under an elected Board of Trustees form of government. Policy-making authority is vested in the Board of Trustees consisting of the Board Chairman and four other members. The Board is responsible, at a minimum, for making policies, adopting the budget, appointing committees, and hiring the District's Superintendent. The District's Superintendent is responsible for carrying out the policies, vision and mission statements of the Board of Trustees, for overseeing the day-to-day operations of the District, and for appointing the administrative heads of the various departments. The Board is elected on a non-partisan basis representing a geographical area or zone. Board members serve four-year staggered terms.

The Pocatello / Chubbuck School District No. 25 provides a full range of public educational services for the 12,066 enrolled students. Student enrollment has remained relatively stable since 2011, with projected enrollment decreasing slightly during the next five years. Student enrollment is the primary source which generates state funding. The District has thirteen elementary schools, a preschool program for developmentally delayed students, four middle schools, a secondary and elementary alternative program, and three senior high schools. School buildings range in age from 8 to 128 years in age or 56 years on average. The ages, size, and building capacity of these schools can be found on the Capital Asset Information Schedule on page 132.

The District runs a self-supporting Montessori program for four and five-year-olds. The District sponsors a Head Start program for three and four-year-olds. The Pocatello / Chubbuck School District No. 25 is financially accountable for legally separate school Education Foundations which are reported separately as fiduciary funds in the financial statements. The District does not have any separate component units or charter school relationships which need to be reported.

The annual budget serves as the foundation for the Pocatello / Chubbuck School District No. 25's financial planning and controls. The objective of these controls is to ensure compliance with legal provisions embodied in the annual appropriated budget approved by the District's governing body. All departments are required to submit budget requests for appropriation to the business office by March each year. The District uses these requests to review existing educational and extra-curricular programs in relation to estimated funding available. The Superintendent then presents the proposed budget to the Board of Trustees for review. The District is required to hold public hearings on the proposed budget and consider public input during May and June. The Board must adopt a final budget by no later than 28 days prior to the annual meeting in July. The appropriated budget is prepared by fund and function (e.g., elementary, secondary instruction).

Functions and programs of the governmental and business-type activities are included in the annual appropriated budget. Project-length financial plans are adopted for the Capital Projects Fund. The level of budgetary control (that is, the level at which expenditures cannot legally exceed the appropriated amount) is set at the individual fund level.

The District also maintains an encumbrance accounting system as one technique of accomplishing budgetary control. Encumbered amounts lapse at the end of the fiscal year. Encumbrances are then generally re-appropriated as part of the following year's budget. As demonstrated by the statements and schedules included in the Financial Section of this report, the District continues to meet its responsibility for sound financial management.

Department heads may make budget transfers of appropriations within a department or program. Transfers of appropriations between departments, however, require the special approval of the Board of Trustees. Budget-to-actual comparisons are provided in this report for each individual governmental fund for which an appropriated annual budget has been adopted. For the general fund, this comparison is presented on pages 32 through 35 as part of the basic financial statements for the governmental funds. For governmental funds, other than the general fund, with appropriated annual budgets, this comparison is presented in the governmental fund subsection of this report, which starts on page 69.

Factors Affecting Financial Condition

The information presented in the financial statements is perhaps best understood when it is considered from the broader perspective of the specific environment within which the Pocatello / Chubbuck School District No. 25 operates.

Local Economy. The District's economic environment continues to move forward in a positive manner after a dramatic downturn during the Great Recession. Residential housing construction increased significantly from the previous year, where commercial construction decreased. Bannock County's population has grown at a slower rate the last ten years, averaging 0.70%. Bannock County has slowly shifted from an "industry-based" economy into a "new technology and information-based" economy. After being among the national leaders in job growth in 2007, the recession cut deeply into the Idaho and local economy claiming over 55,000 jobs between August 2007 and August 2009, an 8.2% decrease. Average annual unemployment rate has decreased yearly since 2011 to 2.7% in 2019. The average annual labor force dipped significantly to 36,709 its lowest number since 2009. During 2020, with COVID-19 making its way to the United States, the economy took a major setback. Unemployment rose to a high of 8.9% locally and now is at 3.2% as of June 2021.

Despite the national and state economic challenges, Bannock County has weathered the storm better than most. Bannock County enjoys a diverse and highly-skilled labor force with an excellent work ethic. Over the last decade food manufacturing and construction increased dramatically. Major highway projects and the $200 million remodel of Portneuf Medical Center have kept commercial construction employment stable. Health care has seen an employment boost of 1,100 new jobs, particularly in the home health care sector. Bannock County's 10 top employers comprise 25% of the local workforce. Another stabilizing factor to the local economy has been Idaho State University in Pocatello and the nearby Idaho National Laboratory. Both continue to be major employers. Pocatello and Bannock County, like the rest of southeastern Idaho, benefit from profits generated by local agriculture and food-related manufacturing. With growth and economic development, the county is expected to see continued growth especially in the Northwest Chubbuck and new North Gate areas. Trade and service industries provide nearly half of the jobs in Bannock County, with government providing another quarter.

Major industries with headquarters or divisions located within the District's boundaries, or in close proximity, include fertilizer and chemical manufacturers, computer microchip manufacturers, and producers of electrical utility services. The federal government also has a major economic presence in the area, with the Idaho National Laboratory (INL), the largest employer in southeastern Idaho. The Federal Bureau of Investigation has also been expanding operations. Farming continues to be a major industry in the state.

State of Idaho Base Appropriation. The State legislature appropriated a 2.2% increase in salaries and a 3.77% increase in operational funding for fiscal year 2020-21 in an attempt to make public education a priority. Funding for public education is still years away from restoring cuts made during the recent economic recession.

Supplemental Tax Levy. The Pocatello / Chubbuck School District No. 25 is dependent on a taxpayer approved supplemental tax levy to support local funding. The District has passed the levy consistently over the last 60 years. The levy was approved in March 2021 for $9.25 million in additional local funding to meet the educational needs of students. The levy was for a two-year period. The 2 year supplemental levy for $9.25 million passed with 62.82% voting in favor. The Supplemental levy is 12% of general fund revenue support. Failure to approve the supplemental levy would dramatically impact the District's ability to maintain educational

Long-term Financial Planning. Unassigned fund balance in the general fund (20.60 percent of total general fund revenues) is above the fiscal fund balance and contingency reserve policy of 5 percent established by the Board of Trustees. Adequate fund balance provides for unanticipated expenditures, cost overruns and shortfalls in revenue. The fund balance also helps offset inflationary increases during the second year of a fixed supplemental levy.

School Plant Facilities Levy. In March 2021, the District passed a 10 year renewable levy with 63% approval which has been in place for 60 years. The levy amount will increase 5% each year. These funds will be used for equipment, renovation, and construction.

The District has been forced to rely on excess funds for the past decade with declining enrollment and with minimal growth the last ten years. The Board of Trustees passed the previous Supplemental Levy for no increase due to increased state funding and excess fund balances. The District is presently staffed at or below the state funded level and has little or no discretionary funds. Every effort to control spending on essential educational programs is reviewed and monitored on a regular basis. The District staffing remained level during FY 2021 with current enrollment in order to balance the fiscal budget.

Consolidation of many programs has been necessary to prevent specific programs from being eliminated. The loss of the local Maintenance & Operations Levy due to a Legislative push to provide local property tax relief has been shifted to the State for continued funding. This means greater earmarking of funds to local Districts requiring the District to shift educational program emphasis in line with state goals and objectives. The new "career ladder" of funding salaries is subject to legislature approval each year for continued appropriation. A new funding formula is also anticipated to come forth but has been put on hold at least another year.

Relevant Financial Policies. In 2018, the District made boundary changes to realign middle and high school enrollments to accommodate enrollment in existing secondary facilities. The District owns two properties for future elementary school expansion.

The Fund Balance policy established by the Board will be an important item of discussion in preparation for FY 2021 budget. The District Fund Balance currently is above 5 percent of General Fund revenues. For FY 2021 the Legislature restored operations funding equal to appropriated levels during FY 2010, but was subsequently reduced 3% for 2021 due to State hold backs. The District is still above the State average classroom size due to inequities in school funding.

Major Initiatives

The following capital projects are in progress or proposed:

Major Addition/Remodel

Pocatello High School	New classroom building and enclosed campus
Hawthrone Middle School	New bleachers, pressbox, and field lighting
District Wide	Renovate HVAC systems, roofing, and restrooms
District Wide	Implementation of 1 to 1 chrome books for all students

The District projects capital improvement needs for facilities on a 5 year replacement schedule. Funding for anticipated projects comes from the School Plant Facility Fund unless the cost of the project would require a general obligation bond.

Political Climate

Several factors affect the future of public education in Idaho schools. While the Idaho economy has shown growth, revenues for public education are still not restored to sustainable levels. Legislative changes regarding education, and new finance funding formula for education will require close review to determine how these changes will impact individual districts. Federal ESSER funding has contributed to improved technology as well as HVAC system replacement.

Awards and Acknowledgements

The Government Finance Officers Association (GFOA) and the Association of School Business Officials International (ASBO) awarded Certificates of Achievement for Excellence in Financial Reporting to Pocatello / Chubbuck School District No. 25 for its annual comprehensive financial report (ACFR) for the fiscal year ended June 30, 2021. *This was the 30th consecutive year that the District has received both prestigious awards.* The District is the only Idaho school district in the state to receive both financial reporting rewards. In order to be awarded a Certificate of Achievement, the District published an easily readable and efficiently organized ACFR. This report satisfied both GAAP and applicable legal requirements.

A Certificate of Achievement is valid for a period of one year only. We believe that our current ACFR continues to meet the Certificate of Achievement Program's requirements and are submitting it to the GFOA and ASBO to determine its eligibility for another certificate.

The preparation of this report would not have been possible without the efficient and dedicated services of the Business and Finance Departments, Kade Teter, Accountant and staff. We would like to express our appreciation to all members of the department who assisted and contributed to the preparation of this report. Appreciation also must be given to the Board of Trustees for their unfailing support for maintaining the highest standards of professionalism in the management of Pocatello / Chubbuck School District No. 25 finances.

Respectfully submitted,

Douglas Howell, Ed. D.
Superintendent of Schools

Jonathan R. Balls
Director of Business Operations

Government Finance Officers Association

Certificate of Achievement for Excellence in Financial Reporting

Presented to

Pocatello/Chubbuck School District No. 25 Idaho

For its Comprehensive Annual Financial Report
For the Fiscal Year Ended June 30, 2020

Christopher P. Morrill

Executive Director/CEO

ASSOCIATION OF
SCHOOL BUSINESS OFFICIALS
INTERNATIONAL

The Certificate of Excellence in Financial Reporting
is presented to

Pocatello/Chubbuck School District 25

for its Comprehensive Annual Financial Report
for the Fiscal Year Ended June 30, 2020.

The report meets the criteria established for
ASBO International's Certificate of Excellence.

CERTIFICATE OF EXCELLENCE
IN FINANCIAL REPORTING

W. Edward Chabal
President

David J. Lewis
Executive Director

different perspective – a different opinion.

Organization Chart

"Maximizing Student Learning For All Students"

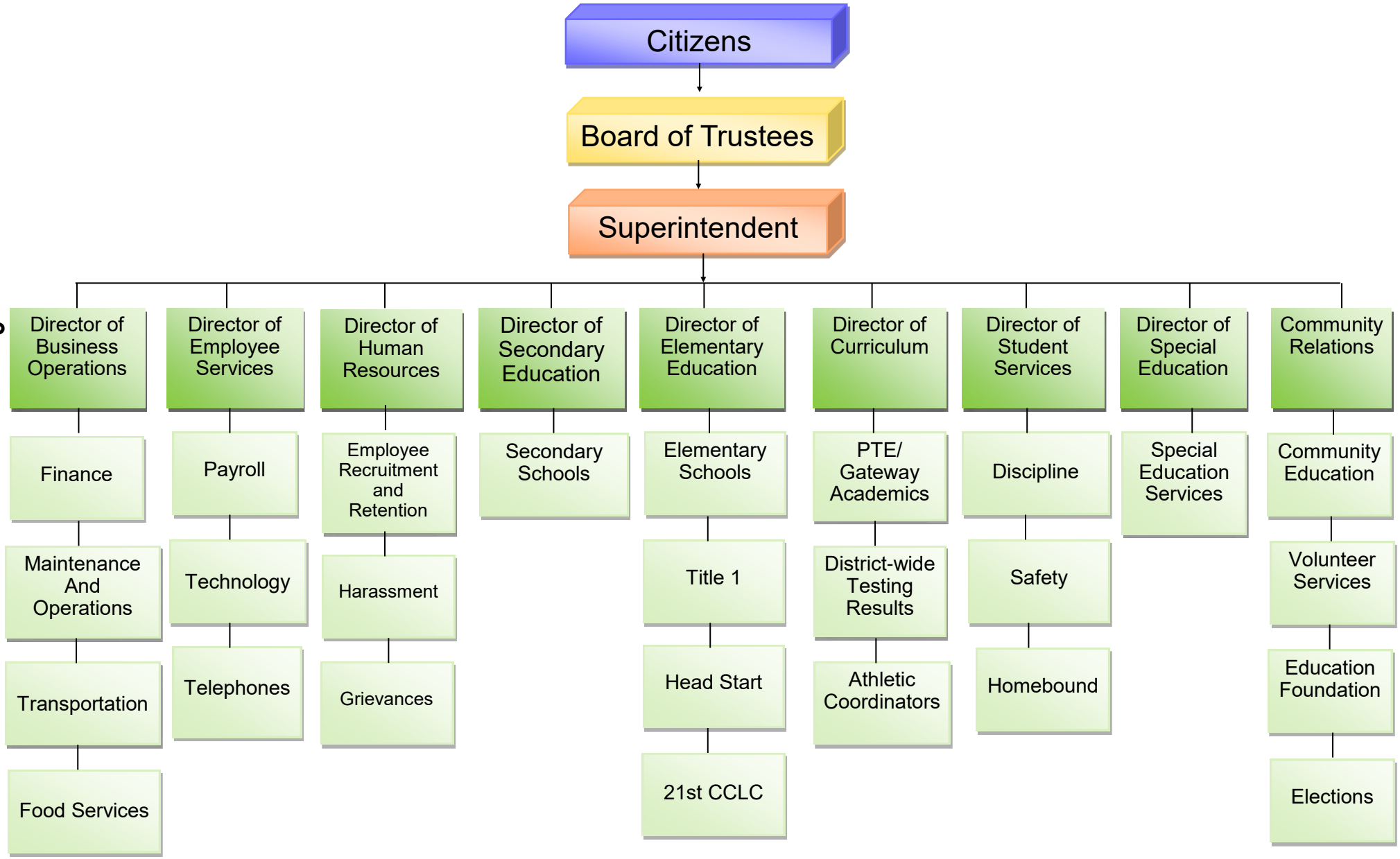

List of Principal Administration and Board of Trustees

ADMINISTRATIVE OFFICE: 3115 Pole Line Road
Pocatello, Idaho

PRINCIPAL OFFICIALS:

Dr. Douglas Howell	Superintendent
Mrs. Lori Craney	Director of Elementary Education
Mr. Jonathan R. Balls	Director of Business Operations
Mrs. Susan Pettit	Director of Secondary Education
Mr. Chuck Orr	Director of Curriculum
Mr. Carl Smart	Director of Employee Services
Mrs. Brenda Miner	Director of Human Resources
Ms. Tonya Wilkes	Director of Student Services/Athletics
Mr. Jeffrey Proctor	Director of Special Education

BOARD OF TRUSTEES AS OF June 30, 2021:

Name	Term Expires
Mrs. Jackie Cranor, Vice Chair Zone #1	January 1, 2022
Mrs. Janie Gebhardt, Assistant Treasurer Zone #2	January 1, 2022
Mr. Jim Facer, Assistant Clerk Zone #3	January 1, 2024
Mr. Paul Vitale, Vice Chair Zone #4	January 1, 2024
Mr. Dave Mattson, Chair Zone #5	January 1, 2022

LEGAL COUNSEL: Anderson, Julian & Hull
250 S 5th Street, Suite 700
P.O Box 7426
Boise, ID 83707-7426

THINK LEARN BE
MORE
TOGETHER
POCATELLO/CHUBBUCK
SCHOOL DISTRICT 25

FINANCIAL SECTION

- Independent Auditor's Report
- Management's Discussion & Analysis
- Government-Wide Financial Statements
- Governmental Funds Financial Statements
- General Fund Financial Statement
- Proprietary Funds Financial Statements
- Fiduciary Funds Financial Statements
- Notes to the Financial Statements
- Required Supplementary Information
- Capital Projects Fund
- Debt Service Fund
- Supplemental Data

Deaton & Company, Chartered
Certified Public Accountants
215 North 9th, Suite A
Pocatello, Idaho 83201-5278
(208) 232-5825
Members of Idaho Society of Certified Public Accountants

INDEPENDENT AUDITOR'S REPORT

To the Board of Trustees
Pocatello/Chubbuck School District No. 25
Pocatello, Idaho

We have audited the accompanying financial statements of the governmental activities, the business-type activities, each major fund, and the aggregate remaining fund information, as well as the statement of revenues, expenditures and changes in general fund balance-budget and actual, of the Pocatello / Chubbuck School District No. 25 (the District) as of and for the year ended June 30, 2021, and the related notes to the financial statements, which collectively comprise the District's basic financial statements as listed in the table of contents.

Management's Responsibility for the Financial Statements

Management is responsible for the preparation and fair presentation of these financial statements in accordance with accounting principles generally accepted in the United States of America; this includes the design, implementation, and maintenance of internal control relevant to the preparation and fair presentation of financial statements that are free from material misstatement, whether due to fraud or error.

Auditor's Responsibility

Our responsibility is to express opinions on these financial statements based on our audit. We conducted our audit in accordance with auditing standards generally accepted in the United States of America and the standards applicable to the financial audits contained in Government Auditing Standards, issued by the Comptroller General of the United States. Those standards require that we plan and perform the audit to obtain reasonable assurance about whether the financial statements are free from material misstatement.

An audit involves performing procedures to obtain audit evidence about the amounts and disclosures in the financial statements. The procedures selected depend on the auditor's judgment, including the assessment of the risks of material misstatement of the financial statements, whether due to fraud or error. In making those risk assessments, the auditor considers internal control relevant to the entity's preparation and fair presentation of the financial statements in order to design audit procedures that are appropriate in the circumstances, but not for the purpose of expressing an opinion on the effectiveness of the entity's internal control. Accordingly, we express no such opinion. An audit also includes evaluating the appropriateness of accounting policies used and the reasonableness of significant accounting estimates made by management, as well as evaluating the overall presentation of the financial statements.

We believe that the audit evidence we have obtained is sufficient and appropriate to provide a basis for our audit opinions.

Opinions

In our opinion, the financial statements referred to above present fairly, in all material respects, the respective financial position of the governmental activities, the business-type activities, each major fund, and the aggregate remaining fund information as well as the statement of revenues, expenditures and changes in general fund balance-budget and actual, of the District, as of June 30, 2021, and the respective changes in financial position and, where applicable, cash flows thereof for the year then ended in accordance with accounting principles generally accepted in the United States of America.

Change in Accounting Principle

As described in Note 21 to the financial statements, in 2021, the District adopted new accounting guidance, GASB No. 84, Fiduciary Activities. Our opinion is not modified with respect to this matter.

Other Matters

Required Supplementary Information

Accounting principles generally accepted in the United States of America require that the management's discussion on pages 13 through 25, and schedule of employer's share of net pension liability, schedule of employer contributions, schedule of changes in total OPEB liability and related ratios, schedule of employer's share of net OPEB asset, schedule of employer contributions, and analysis and budgetary comparison information on pages 65 through 68 be presented to supplement the basic financial statements. Such information, although not a part of the basic financial statements, is required by the Governmental Accounting Standards Board, who considers it to be an essential part of financial reporting for placing the basic financial statements in an appropriate operational, economic, or historical context. We have applied certain limited procedures to the required supplementary information in accordance with auditing standards generally accepted in the United States of America, which consisted of inquiries of management about the methods of preparing the information and comparing the information for consistency with management's responses to our inquiries, the basic financial statements, and other knowledge we obtained during our audit of the basic financial statements. We do not express an opinion or provide any assurance on the information because the limited procedures do not provide us with sufficient evidence to express an opinion or provide any assurance.

Other Information

Our audit was conducted for the purpose of forming opinions on the financial statements that collectively comprise the District's basic financial statements. The introductory section, combining and individual nonmajor fund financial statements and other schedules, and statistical section, are presented for purposes of additional analysis and are not a required part of the basic financial statements. The schedule of expenditures of federal awards is presented for purposes of additional analysis as required by Title 2 U.S. Code of *Federal Regulations (CFR) Part 200, Uniform Administrative Requirements, Cost Principles, and Audit Requirements for Federal Awards*, and is also not a required part of the basic financial statements.

The combining and individual nonmajor fund financial statements, budgetary comparison schedules, schedules of changes in cash balances - general district associated students, and schedule of expenditures of federal awards are the responsibility of management and were derived from and relate directly to the underlying accounting and other records used to prepare the basic financial statements. Such information has been subjected to the auditing procedures applied in the audit of the basic financial statements and certain additional procedures, including comparing and reconciling such information directly to the underlying accounting and other records used to prepare the basic financial statements or to the basic financial statements themselves, and other additional procedures in accordance with auditing standards generally accepted in the United States of America. In our opinion, the combining and individual nonmajor fund financial statements, budgetary comparison schedules, schedules of changes in cash balances - general disctrict associated students and schedule of expenditures of federal awards are fairly stated, in all material respects, in relation to the basic financial statements as a whole.

The introductory and statistical sections have not been subjected to the auditing procedures applied in the audit of the basic financial statements and, accordingly, we do not express an opinion or provide any assurance on them.

Other Reporting Required by *Government Auditing Standards*

In accordance with Government Auditing Standards, we have also issued our report dated October 19, 2021, on our consideration of the District's internal control over financial reporting and on our tests of its compliance with certain provisions of laws, regulations, contracts, and grant agreements and other matters. The purpose of that report is to describe the scope of our testing of internal control over financial reporting and compliance and the results of that testing, and not to provide an opinion on internal control over financial reporting or on compliance. That report is an integral part of an audit performed in accordance with *Government Auditing Standards* in considering the District's internal control over financial reporting and compliance.

Deaton & Company

Pocatello, Idaho
October 19, 2021

Management's Discussion and Analysis

As management of the Pocatello / Chubbuck School District No. 25, we offer readers of the district's financial statements this narrative overview and analysis of the financial activities of the Pocatello / Chubbuck School District No. 25 for the fiscal year ended June 30, 2021. We encourage readers to consider the information presented here in conjunction with additional information that we have furnished in our letter of transmittal, which can be found on pages 1 - 6 of this report. All amounts in this overview, unless otherwise indicated, are expressed in thousands of dollars.

Financial Highlights

The assets and deferred outflows of resources of the District exceeded its liabilities and deferred inflows of resources at the close of the most recent fiscal year by $53,568 (*net position*).

The district's total net position decreased by $2,029 before the application of the prior period adjustment. The majority of this decrease is attributable to investment in outdoor facilities and construction.

As of the close of the current fiscal year, the Pocatello / Chubbuck School District No. 25's governmental funds reported combined ending fund balances of $29,637, a increase of $719 in comparison with the prior year. Approximately 55 percent of this total amount, $16,290, is *available for spending* at the district's discretion (*assigned and unassigned fund balances*).

At the end of the current fiscal year, unassigned fund balance for the general fund was $16,290, or 20.6 percent of total general fund expenditures**.**

Overview of the Financial

This discussion and analysis are intended to serve as an introduction to the Pocatello / Chubbuck School District No. 25's basic financial statements. The Pocatello / Chubbuck School District No. 25's basic financial statements are comprised of three components: 1) government-wide financial statements, 2) fund financial statements, and 3) notes to the financial statements. This report also contains other supplementary information in addition to the basic financial statements themselves.

Government-wide Financial Statements. The *Government-wide Financial Statements* are designed to provide readers with a broad overview of the Pocatello / Chubbuck School District No. 25's finances, in a manner similar to a private-sector business.

The *Statement of Net Position* presents information on all of the Pocatello / Chubbuck School District No. 25's assets, plus deferred outflows of resources less liabilities, less deferred inflows of resources, for the resulting net position. Increases or decreases in net position may serve as a useful indicator of whether the financial position is improving or deteriorating.

The *Statement of Activities* presents information showing how the district's net position changed during the most recent fiscal year. All changes in net position are reported as soon as the underlying event giving rise to the change occurs, regardless *of the timing of related cash flows*. Thus, revenues and expenses are reported in this statement for some items that will only result in cash flows in future fiscal periods (e.g., uncollected taxes and earned but unused vacation leave).

Both of the government-wide financial statements distinguish functions of the Pocatello / Chubbuck School District No. 25 that are principally supported by taxes and intergovernmental revenues (*governmental activities*) from other functions that are intended to recover all or a significant portion of their costs through user fees and charges (*business-type activities*). The governmental activities of the Pocatello / Chubbuck School District No. 25 include instruction, support services, and non-instruction services. The business-type activities of the Pocatello / Chubbuck School District No. 25 include the school food services program.

The government-wide financial statements can be found on pages 26 through 27 of this report.

Fund Financial Statements. A *fund* is a grouping of related accounts that is used to maintain control over resources that have been segregated for specific activities or objectives. The Pocatello / Chubbuck School District No. 25, like other state and local governments, uses fund accounting to ensure and demonstrate compliance with finance-related legal requirements. All of the funds of the Pocatello / Chubbuck School District No. 25 can be divided into three categories: governmental funds, proprietary funds, and fiduciary funds.

Governmental Funds. *Governmental funds* are used to account for essentially the same functions reported as *governmental activities* in the government-wide financial statements. However, unlike the government-wide financial statements, governmental fund financial statements focus on *near-term inflows* and *outflows of spendable resources*, as well as on *balances of spendable resources* available at the end of the fiscal year. Such information may be useful in evaluating a district's near-term financing requirements.

Because the focus of governmental funds is narrower than that of the government-wide financial statements, it is useful to compare the information presented for *governmental funds* with similar information presented for *governmental activities* in the government-wide financial statements. By doing so, readers may better understand the long-term impact of the district's near-term financing decisions. Both the governmental fund balance sheet and the governmental fund statement of revenues, expenditures, and changes in fund balances provide a reconciliation to facilitate this comparison between *governmental funds* and *governmental activities*.

The Pocatello / Chubbuck School District No. 25 maintains 23 individual governmental funds. Information is presented separately in the governmental fund balance sheet and in the governmental fund statement of revenues, expenditures, and changes in fund balances for the general fund and the debt service fund, both of which are considered to be major funds. The District presents the capital projects fund as a major fund for consistency. Data from the other 20 governmental funds, which are all special revenue funds, are combined into a single, aggregated presentation. Individual fund data for each of these nonmajor special revenue funds is provided in the form of *combining statements* elsewhere in this report.

The Pocatello / Chubbuck School District No. 25 adopts an annual appropriated budget for its general fund. A budgetary comparison statement has been provided for the general fund to demonstrate compliance with this budget.

The basic governmental fund financial statements can be found on pages 28 through 31 of this report.

***Proprietary Funds*.** The Pocatello / Chubbuck School District No. 25 maintains two different types of proprietary funds. *Enterprise funds* are used to report the same functions presented as *business-type activities* in the government-wide financial statements. The Pocatello / Chubbuck School District No. 25 uses an enterprise fund to account for its Food Service Program. *Internal service funds* are an accounting device used to accumulate and allocate costs internally among the Pocatello / Chubbuck School District No. 25's various functions. The Pocatello / Chubbuck School District No. 25 uses an internal service fund to account for its Print Room Services. Because this service predominantly benefits governmental rather than business-type functions, they have been included within *governmental activities* in the government-wide financial statements.

Proprietary funds provide the same type of information as the government-wide financial statements, only in more detail. The proprietary fund financial statements provide separate information for the Food Service Program, which is the only enterprise fund of the district and the Print Shop Program, which is the only internal service fund of the district.

The basic proprietary fund financial statements can be found on pages 36 through 38 of this report.

***Fiduciary Funds*.** Fiduciary funds are used to account for resources held for the benefit of parties outside the government. Fiduciary funds are *not* reflected in the government-wide financial statement because the resources of those funds are *not* available to support the Pocatello / Chubbuck School District No. 25's own programs. The accounting used for fiduciary funds is much like that used for proprietary funds.

The basic fiduciary fund financial statements can be found on pages 39 through 40 of this report which include the Education Foundation Funds.

Notes to the Financial Statements. The notes provide additional information that is essential to a full understanding of the data provided in the government-wide and fund financial statements. The notes to the financial statements can be found on pages 41 through 64 of this report.

Other information. In addition to the basic financial statements and accompanying notes, this report also presents required supplementary information. The combining statements referred to earlier in connection with the nonmajor special revenue funds, as well as budgetary comparisons for all the individual governmental funds (excluding the general fund), are presented immediately following the required supplementary information. In addition, combining statements for the fiduciary funds are also presented in this section.

Combining statements and individual fund schedules can be found on pages 69 through 108 of this report.

Government-wide Financial Analysis

As noted earlier, net position may serve over time as a useful indicator of a district's financial position. In the case of the Pocatello / Chubbuck School District No. 25, assets exceeded liabilities by $41,153 at the close of the most recent fiscal year.

By far the largest portion of the Pocatello / Chubbuck School District No. 25's net position (88.4 percent) reflects its net investment in capital assets (e.g., land, buildings, machinery, and equipment), less any related debt used to acquire those assets that is still outstanding. The Pocatello / Chubbuck School District No. 25 uses these capital assets to provide services to students and patrons; consequently, these assets are *not* available for future spending. Although the Pocatello / Chubbuck School District No. 25's investment in its capital assets is reported net of related debt, it should be noted that the resources needed to repay this debt must be provided from other sources, since the capital assets themselves cannot be used to liquidate these liabilities.

POCATELLO / CHUBBUCK SCHOOL DISTRICT NO. 25
NET POSITION
(amounts in thousands)

	Governmental Activities		Business-type Activities		Total	
	2021	2020	2021	2020	2021	2020
Current and other assets	$ 50,601	$45,753	$2,001	$1,575	$52,602	$47,328
Capital assets	47,208	44,528	157	162	47,364	44,690
Total assets	97,809	90,281	2,158	1,737	99,966	92,018
Total deferred outflows of resources	16,678	9,970	429	305	17,107	10,275
Long-term liabilities outstanding	42,682	23,228	994	517	43,675	23,745
Other liabilities	14,889	14,486	250	252	15,139	14,738
Total liabilities	57,571	37,714	1,244	769	58,814	38,483
Total deferred inflows of resources	4,614	8,300	77	254	4,691	8,554
Net Position:						
Net investment in capital assets	47,208	44,528	157	161	47,365	44,689
Restricted	4,590	4,477	-	-	4,590	4,477
Unrestricted	504	7,567	1,109	857	1,613	8,424
Total net position	$ 52,302	$56,572	$1,266	$1,018	$53,568	$57,590

An additional portion of the Pocatello/Chubbuck School District No. 25's net position (8.6 percent) represents resources that are subject to external restrictions on how they may be used.

At the end of the current fiscal year, the Pocatello/Chubbuck School District No. 25 is able to report positive balances in all two categories of net position, both for the government as a whole, as well as for its separate governmental and business-type activities. The same situation held true for the prior fiscal year.

- The District's net position decreased by $2,029 during the current fiscal year before the application of the prior period adjustment. The decrease is due primarily to investment of improvements to facilities and reserves from underspending.

Governmental Activities. Governmental activities decreased the Pocatello / Chubbuck School District No. 25's net position by $2,276 before application of the prior period adjustment accounting for over 112 percent of the total decrease in the net position of the Pocatello / Chubbuck School District No. 25. Key elements of this decrease are as follows:

POCATELLO / CHUBBUCK SCHOOL DISTRICT NO. 25
CHANGES IN NET POSITION
(amounts in thousands)

	Governmental Activities		Business-type Activities		Total	
	2021	2020	2021	2020	2021	2020
Revenues						
Program revenues:						
Charges for services	$ 278	$ 256	$ 188	$ 942	$ 466	$ 1,198
Operating grants and contributions	21,648	12,243	4,409	3,945	26,057	16,188
General revenues:						
Property taxes	15,531	15,711	-	-	15,531	15,711
Other local revenues	2,955	995	-	-	2,955	995
Federal and state aid not restricted to specific programs	69,939	69,793	-	-	69,939	69,793
Investment earnings	285	893	-	-	285	893
Total revenues	110,635	99,891	4,597	4,887	115,233	104,778
Expenses						
Instruction	72,426	61,918	-	-	72,426	61,918
Support services	34,882	28,757	-	-	34,882	28,757
Non-instruction	2,422	58	-	-	2,422	58
Depreciation - unallocated	2,537	2,555	-	-	2,537	2,555
Food services	-	-	4,994	4,863	4,994	4,863
Total expenses	112,267	93,288	4,994	4,863	117,261	98,151
INCREASE IN NET POSITION BEFORE TRANSFERS	(1,632)	6,603	(397)	24	(2,029)	6,627
TRANSFERS	(645)	(124)	645	124	-	-
INCREASE (DECREASE) IN NET POSITION	(2,276)	6,479	247	148	(2,029)	6,627
NET POSITION - BEGINNING RESTATED	56,572	43,686	1,018	744	57,590	44,430
PRIOR PERIOD ADJUSTMENT	(1,993)	4,072	-	126	(1,993)	4,198
NET POSITION - ENDING	$ 52,302	$54,237	$1,266	$1,018	$53,568	$55,255

- Property taxes decreased overall by $180 (1.15 percent) during the year.
- Operating grants, federal and state aid for governmental activities and contributions increased $9,551 (89.6 percent), as a result of increased grant funding and an increase in state appropriations for public schools.

Expenses by Function - Governmental Activities

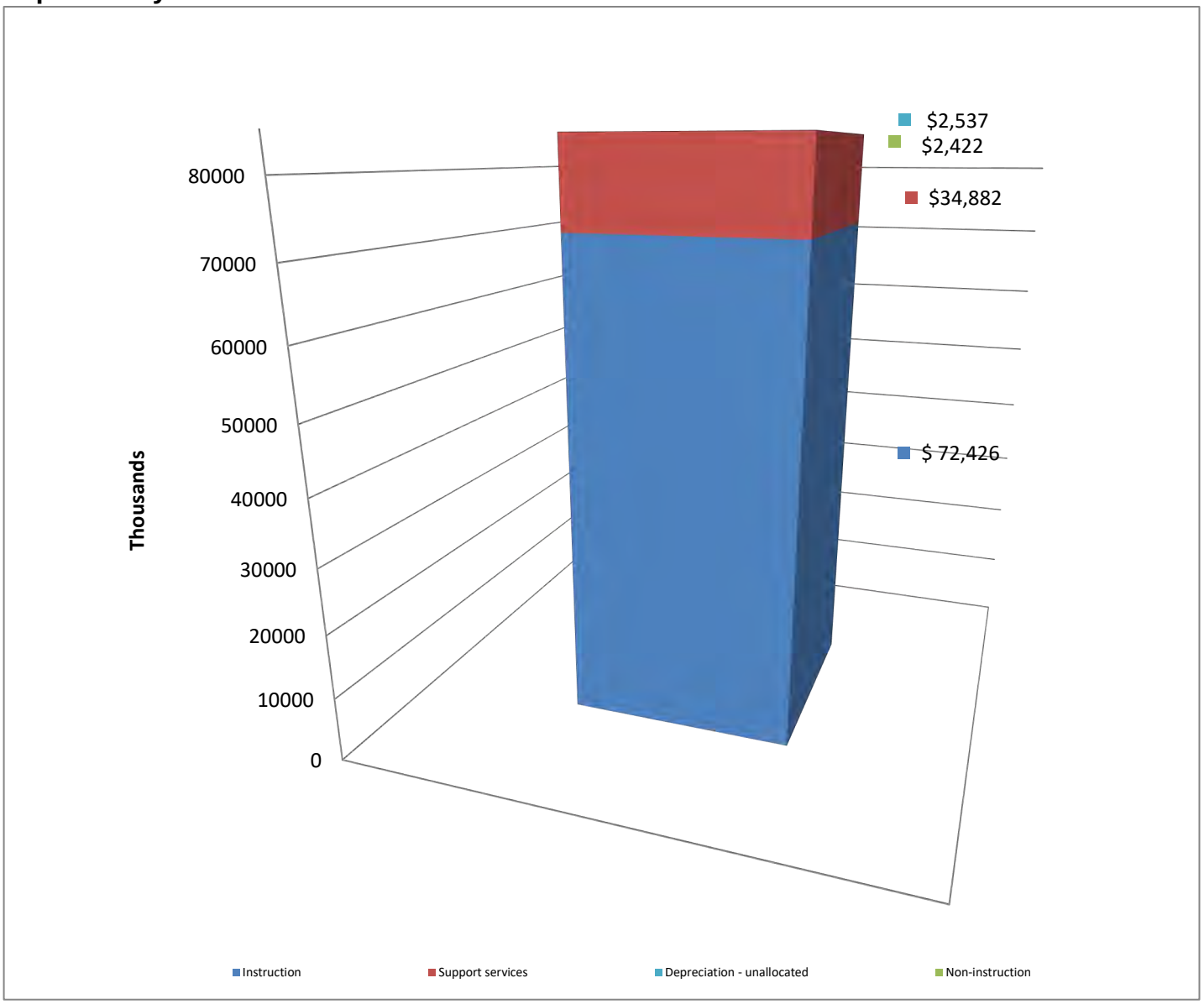

Revenues by Source - Governmental Activities

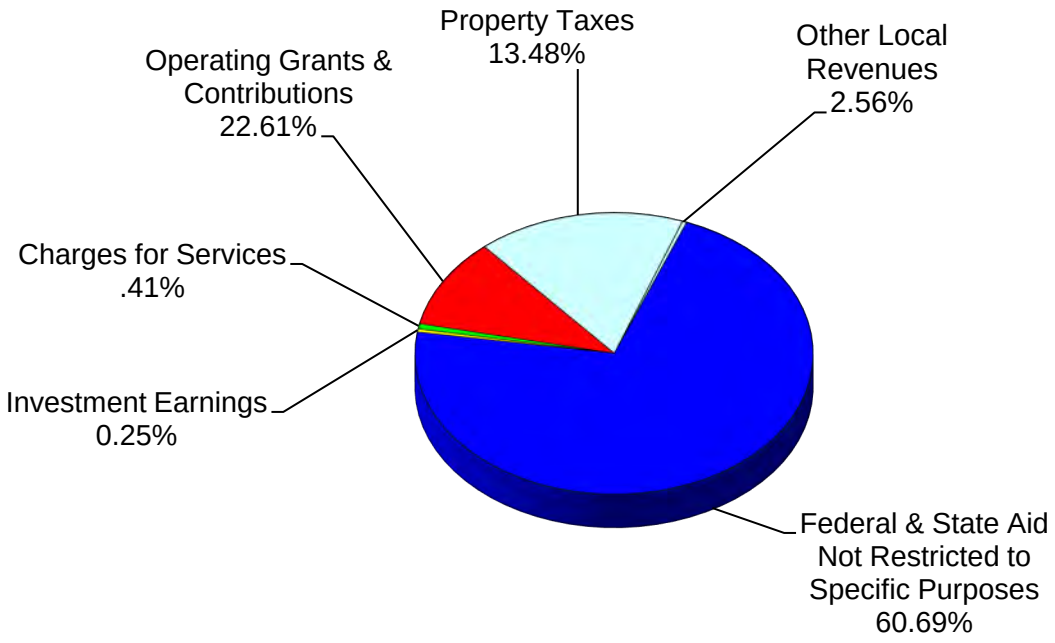

Business-type Activities. Business-type activities increased the Pocatello/ Chubbuck School District No. 25's net position by $247. A key element of this increase is revenues outpacing the spending in food costs and the state matching requirement for social security.

Revenues by Source - Business-type Activities

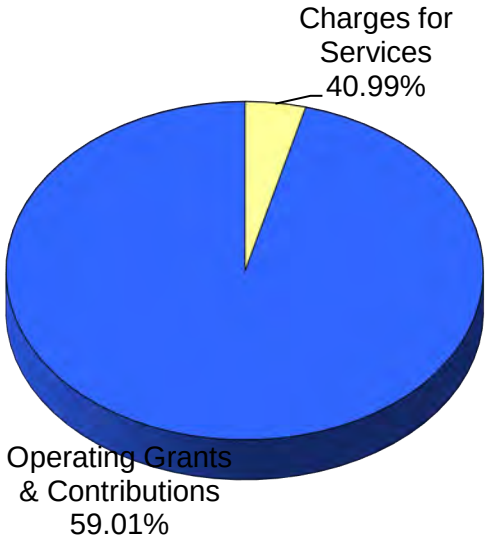

Expenses and Program Revenues - Business-type Activities

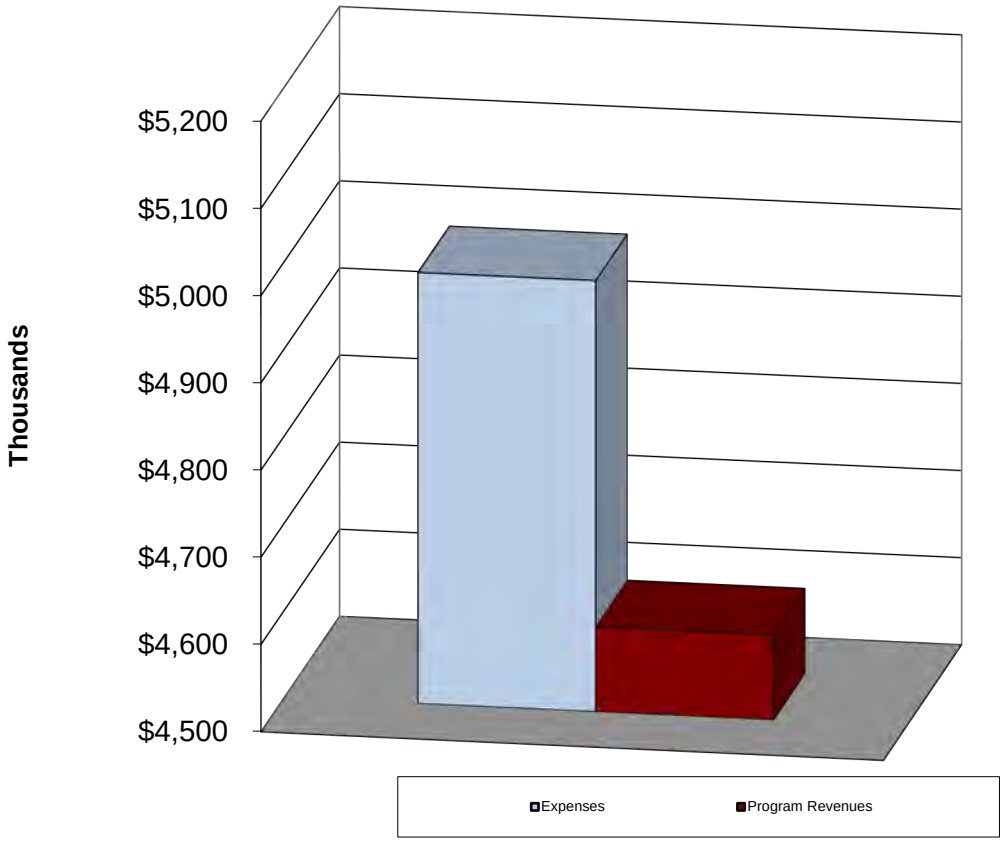

Financial Analysis of the Government's Funds

As noted earlier, the Pocatello/Chubbuck School District No. 25 uses fund accounting to ensure and demonstrate compliance with finance-related legal requirements.

Governmental Funds. The focus of the Pocatello / Chubbuck School District No. 25's Governmental Funds is to provide information on near-term inflows, outflows, and balances of spendable resources. Such information is useful in assessing the Pocatello/Chubbuck School District No. 25's financing requirements. In particular, Unassigned Fund Balance may serve as a useful measure of a district's net resources available for spending at the end of the fiscal year.

As of the end of the current fiscal year, the Pocatello / Chubbuck School District No. 25's governmental funds reported combined ending fund balances of $29,637, an increase of $719 in comparison with the prior year. Approximately 55 percent of this total amount ($16,290) constitutes assigned and unassigned fund balance, which are available for spending at the district's discretion. The remainder of fund balance is nonspendable and restricted to indicate that it is not available for new spending because it is inventory and prepaid items, restricted for bonded debt, special revenue funds, or other activities.

The General Fund is the chief operating fund of the Pocatello / Chubbuck School District No. 25. At the end of the current fiscal year, unassigned fund balance of the general fund was $16,290, while total fund balance reached $16,534. As a measure of the general fund's liquidity, it may be useful to compare both unassigned fund balance and total fund balance to total fund expenditures. Unassigned fund balance represents 21.4 percent of total general fund expenditures, while total fund balance represents 21.8 percent of that same amount.

The fund balance of the Pocatello / Chubbuck School District No. 25's General Fund increased by $2,523 during the current fiscal year. Key factors for this increase are as follows:

- Actual Revenues exceeded budgeted revenues by $1,085
- Budgeted expenditures in salaries and benefits were under spent by $3,566

The Capital Projects Fund has a total assigned fund balance of $8,508. The decrease in fund balance of $1,918 is due to reserving funds for the future renovation and construction projects.

The Debt Service Fund has a total fund balance of $597 all of which is restricted for the servicing of debt. The net increase in fund balance during the current year in the debt service fund was $2 due to property tax collections.

Proprietary Funds. The Pocatello / Chubbuck School District No. 25's proprietary funds provide the same type of information found in the government-wide financial statements, but in more detail.

Unrestricted net position of the Food Service Program at the end of the year amounted to $1,266.

General Fund Budgetary Highlights

Differences between the original budget appropriations and the final amended budget appropriations amounted to an increase of $1,979 and can be briefly explained by the Governor asking all state agencies to initially budget a 5% holdback due to the possible decreased revenue due to the COVID-19 pandemic. However, the State's revenue did not decrease and the 5% budget holdback was not put into law.

During the year, expenditures were less than budgetary estimates, thus minimizing the need to draw upon the existing fund balance. Budgeted revenues were more than actual revenues by $1,424 where budgeted expenditures were underspent by $2,102. Refer to the Statement of Revenues, Expenditures and Changes in Fund Balance – Balance and Actual – General Fund, pages 32-35.

Capital Asset and Debt Administration

Capital Assets. The Pocatello / Chubbuck School District No. 25's investment in capital assets for its governmental and business type activities as of June 30, 2021, amounts to $47,364 (net of accumulated depreciation). This investment in capital assets includes land, land improvements, buildings and improvements, machinery and equipment, and vehicles. The total increase in the Pocatello / Chubbuck School District No. 25's investment in capital assets for the current fiscal year was 1.73 percent (a 1.75 percent increase for governmental activities and a 4.14 percent decrease for business-type activities).

Major capital asset events during the current fiscal year included the following:

- Renovation and improvements - Hawthorne Middle School bleachers pressbox & field lighting.
- Renovations to facilities including rest rooms, roofing, heating, ventilation, and air conditioning (HVAC). Nearly 58% of capital expenditures were dedicated to improvements/renovations in these areas.
- Implementation of 1 to 1 chrombooks for all students
- New classrooms and enclosed campus for Pocatello High School.

POCATELLO / CHUBBUCK SCHOOL DISTRICT NO. 25
NET CAPITAL ASSETS
(net of depreciation)

	Governmental Activities		Business-type Activities		Total	
	2021	2020	2021	2020	2021	2020
Land	$ 2,782	$ 2,782	$ -	$ -	$ 2,782	$ 2,782
Construction in progress	-	1,502	-	-	-	1,502
Land improvements	4,119	4,508	-	-	4,119	4,508
Buildings & improvements	33,280	29,283	-	-	33,280	29,283
Machinery & equipment	4,369	4,102	156	162	4,525	4,264
Vehicles	2,658	2,351	-	-	2,658	2,351
Total	$ 47,208	$ 44,528	$ 156	$ 162	$ 47,364	$ 44,690

Additional information on the district's capital assets can be found in Note 4 on page 48 of this report.

Long-term debt. At the end of the current fiscal year, the Pocatello / Chubbuck School District No. 25 had a total governmental activities debt outstanding of $42,681. The majority of this amount (81 percent) is from recognition of the pension reporting requirements for the District's participation in the Public Employers Retirement System of Idaho. The remainder of the Pocatello / Chubbuck School District No. 25's debt represents amounts for compensated absences and net healthcare liability.

Long-term debt (continued)

	Governmental Activities	
	2021	2020
Compensated absences	$ 151	$ 166
Net pension liability	34,664	16,920
Net healthcare liability	7,866	6,142
Total	$ 42,681	$ 23,228

The Pocatello / Chubbuck School District No. 25's total debt increased $19,453 (83.7 percent) during the current fiscal year due to new pension reporting requirements.

The Pocatello / Chubbuck School District No. 25 maintains an "A1" rating from Moody's for general obligation debt.

State statutes limit the amount of general obligation debt a governmental entity may issue to five percent of its total assessed valuation. The current debt limitation for the Pocatello / Chubbuck School District No. 25 is $291,393. The Pocatello / Chubbuck School District No. 25's has no outstanding general obligation debt since August 15, 2016.

Additional information on the Pocatello / Chubbuck School District No. 25's long-term debt can be found in Note 5 on page 49 of this report.

Economic Factors and Next Year's Budgets and Rates

- The unemployment rate for Bannock County is currently 3.2 percent, a decrease of 1.9 percent from a year ago. This compares closely to the state's average unemployment rate of 3 percent and remains almost half of the national average rate of 5.9 percent. The District is facing serious challenges in attracting, hiring, and retaining classified and certificated staff.
- The District, after many years of significant losses in student enrollment appears to have leveled off or stabilized. Student enrollment has remained relatively stable with projected enrollment expected to decrease slightly during the next five years. Smaller families, the demographic makeup of the community having more retirees, and the competition of charter and private school all impact educational funding. COVID-19 may impact student enrollment for FY21 with more families electing an online learning option or electing to home school learners.
- Construction in retail and housing is rebounding within the community. Construction, both residential and commercial in the City of Pocatello exceeded the growth in the City of Chubbuck.

- Budget fluctuations at the State level for public education pose a significant threat to the stability of education and educational programs. The Idaho General Fund revenue surprisingly exceeded the projected budget this year. The District anticipates a similar budget in State funding for 2021-22, most which will be earmarked. The legislature has commissioned a study and revamping of the funding formula for Public Education.

- Health insurance benefit costs for 2020-21 were up at 3.6%. The District implemented a Wellness program which reduced premiums by 2.4 percent due to employee participation. The District changed insurance providers in 2015-2016 as part of managed care and keeping premium costs as low as possible.

All of these factors were considered in preparing the Pocatello/Chubbuck School District No.25's budget for the 2021 fiscal year.

Student Enrollment

Charter Schools continue to have an impact on District Enrollment. Charter School enrollment within District boundaries for the year end June 30, 2021 was 1,282 students kindergarten through 8th grade. Overall, between charter and private schools, approximately 1,911 students are enrolled outside of the District.

Requests for Information

This financial report is designed to provide a general overview of the Pocatello / Chubbuck School District No. 25's finances for those with an interest in the District's finances. Questions concerning the information provided in this report or requests for additional financial information should be addressed to the Pocatello/Chubbuck School District No. 25, Business Office, 3115 Pole Line Road, Pocatello, Idaho 83201-6119.

Copies of previous years Annual Comprehensive Financial Report or Annual Budgets can be located on the District's Website at: **www.sd25.us/Content/bo-financial-statements.**

THINK LEARN BE
MORE
TOGETHER
POCATELLO/CHUBBUCK
SCHOOL DISTRICT 25

GOVERNMENT-WIDE FINANCIAL STATEMENTS

The government-wide financial statements consist of the Statement of Net Position and the Statement of Activities.

These statements report the financial and capital resources of the primary government as a whole, except for the fiduciary funds of the primary government.

- The Statement of Net Position displays *assets and deferred outflows of resources less liabilities, and deferred inflows of resources equal net position* format.

- The Statement of Activities presents governmental activities by function, at the level of detail required in the governmental fund statement of revenues, expenditures, and changes in fund balances.

The government-wide financial statements were prepared using the economic resources measurement focus and the accrual basis of accounting.

POCATELLO/CHUBBUCK SCHOOL DISTRICT NO. 25
POCATELLO, IDAHO

STATEMENT OF NET POSITION

AS OF JUNE 30, 2021

	Governmental Activities	Business-type Activities	Total
ASSETS			
Cash and cash equivalents	$ 34,098,686	$ 1,146,167	$ 35,244,853
Property tax receivable	6,014,057	-	6,014,057
State receivable	1,730,696	-	1,730,696
Grants receivable	2,631,306	153,642	2,784,948
Prepaid expenses	4,607	-	4,607
Inventories	243,881	537,842	781,723
PERSI sick leave	5,281,148	163,334	5,444,482
Restricted cash and cash equivalents	597,288	-	597,288
Capital assets, not depreciated	2,781,888	-	2,781,888
Capital assets, net of accumulated depreciation	44,426,067	156,527	44,582,594
Total assets	97,809,624	2,157,512	99,967,136
DEFERRED OUTFLOWS OF RESOURCES			
Deferred outflows - pension	14,172,732	406,284	14,579,016
Deferred outflows - healthcare	1,770,605	-	1,770,605
Deferred outflows - PERSI sick leave	734,335	22,711	757,046
Total deferred outflows of resources	16,677,672	428,995	17,106,667
LIABILITIES			
Salaries payable	7,431,533	58,302	7,489,835
Fringe benefits payable	3,173,827	65,956	3,239,783
Accounts payable	2,201,617	125,439	2,327,056
Unearned revenue	2,082,185	-	2,082,185
Long-term liabilities:			
Portion due or payable within one year:			
Compensated absences	151,360	-	151,360
Portion due or payable after one year:			
Net pension liability	34,664,029	993,700	35,657,729
Net healthcare liability	7,866,186	-	7,866,186
Total liabilities	57,570,737	1,243,397	58,814,134
DEFERRED INFLOWS OF RESOURCES			
Deferred inflows - pensions	1,236,812	35,455	1,272,267
Deferred inflows - healthcare	2,026,461	-	2,026,461
Deferred inflows - PERSI sick leave	1,350,974	41,783	1,392,757
Total deferred inflows of resources	4,614,247	77,238	4,691,485
NET POSITION			
Net investment in capital assets	47,207,955	156,527	47,364,482
Restricted:			
Bond obligation	597,288	-	597,288
Grants	3,993,318	-	3,993,318
Unrestricted	503,751	1,109,345	1,613,096
Total net position	$ 52,302,312	$ 1,265,872	$ 53,568,184

The notes to the financial statements are an integral part of this statement.

POCATELLO/CHUBBUCK SCHOOL DISTRICT NO. 25
POCATELLO, IDAHO

STATEMENT OF ACTIVITIES

FOR THE FISCAL YEAR ENDED JUNE 30, 2021

		Program Revenues		Net (Expense) Revenue and Changes in Net Position		
Function/Programs	Expenses	Charges for Services	Operating Grants and Contributions	Governmental Activities	Business-type Activities	Total
GOVERNMENTAL ACTIVITIES						
Instruction	$ 72,426,001	$ 255,054	$ 14,504,378	$ (57,666,569)	$ -	$ (57,666,569)
Support services	34,882,411	22,735	6,710,981	(28,148,695)	-	(28,148,695)
Non-instruction	2,421,709	-	432,966	(1,988,743)	-	(1,988,743)
Depreciation - unallocated*	2,536,858	-	-	(2,536,858)	-	(2,536,858)
Total governmental activities	112,266,979	277,789	21,648,325	(90,340,865)	-	(90,340,865)
BUSINESS-TYPE ACTIVITIES						
Food services	4,994,456	188,455	4,408,852	-	(397,149)	(397,149)
Total business-type activities	4,994,456	188,455	4,408,852	-	(397,149)	(397,149)
Total school district	$ 117,261,435	$ 466,244	$ 26,057,177	(90,340,865)	(397,149)	(90,738,014)
General revenues:						
Taxes:						
Property taxes levied for general purposes				9,361,660	-	9,361,660
Property taxes levied for capital projects				6,169,157	-	6,169,157
Other local revenues				2,954,605	-	2,954,605
Federal and state aid not restricted to specific purposes:						
State apportionment				69,817,480	-	69,817,480
Federal apportionment				121,496	-	121,496
Interest and investment earnings				284,930	-	284,930
Transfers				(644,534)	644,534	-
Total general revenues and transfers				88,064,794	644,534	88,709,328
Changes in Net Position				(2,276,071)	247,385	(2,028,686)
Prior period adjustment (see note 19)				(1,993,148)	-	(1,993,148)
Net position - beginning restated (see note 21)				56,571,531	1,018,487	57,590,018
Net position - ending				$ 52,302,312	$ 1,265,872	$ 53,568,184

* Excludes direct depreciation expenses in other programs.

The notes to the financial statements are an integral part of this statement.

THINK LEARN BE
MORE
TOGETHER
POCATELLO/CHUBBUCK
SCHOOL DISTRICT 25

GOVERNMENTAL FUNDS FINANCIAL STATEMENTS

The governmental funds financial statements consist of major and other governmental funds:

- General Fund
- Capital Projects Fund
- Debt Service Fund
- Special Revenue Funds

The governmental funds focus primarily on the sources, uses, and balances of current financial resources and the modified accrual basis of accounting.

POCATELLO/CHUBBUCK SCHOOL DISTRICT NO. 25
POCATELLO, IDAHO

BALANCE SHEET
GOVERNMENTAL FUNDS

AS OF JUNE 30, 2021

	General Fund	Capital Projects Fund	Debt Service Fund	Other Governmental Funds	Total Governmental Funds
ASSETS					
Cash and cash equivalents	$19,493,532	$ 8,237,935	$ -	$ 6,100,633	$ 33,832,100
Receivables:					
Property taxes	3,627,604	2,386,453	-	-	6,014,057
State school apportionment	1,730,696	-	-	-	1,730,696
Federal and state grants	-	-	-	2,631,306	2,631,306
Restricted assets					
Cash and cash equivalents	-	-	597,288	-	597,288
Property taxes	-	-	-	-	-
Due from other funds	1,693,257	-	-	-	1,693,257
Prepaid expenditures	324	4,283	-	-	4,607
Inventories, at cost	243,881	-	-	-	243,881
Total assets	$26,789,294	$10,628,671	$597,288	$ 8,731,939	$ 46,747,192
LIABILITIES					
Accounts payable	$ 245,094	$ 1,908,833	$ -	$ 47,690	$ 2,201,617
Salaries payable	6,831,931	-	-	598,397	7,430,328
Fringe benefits payable	2,855,773	-	-	317,092	3,172,865
Due to other funds	-	-	-	1,693,257	1,693,257
Unearned revenue	-	-	-	2,082,185	2,082,185
Total liabilities	9,932,798	1,908,833	-	4,738,621	16,580,252
DEFERRED INFLOWS OF RESOURCES					
Unavailable revenue- property taxes	322,707	207,063	-	-	529,770
Total deferred inflows of resources	322,707	207,063	-	-	529,770
FUND BALANCES					
Nonspendable:					
Inventories	243,881	-	-	-	243,881
Prepaid expenditures	324	4,283	-	-	4,607
Restricted for:					
Bond obligations	-	-	597,288	-	597,288
Special revenue funds (see note 20)	-	-	-	3,993,318	3,993,318
Assigned for:					
Capital projects	-	8,508,492	-	-	8,508,492
Unassigned	16,289,584	-	-	-	16,289,584
Total fund balances	16,533,789	8,512,775	597,288	3,993,318	29,637,170
Total liabilities, deferred inflows of resources, and fund balances	$26,789,294	$10,628,671	$597,288	$ 8,731,939	$ 46,747,192

The notes to the financial statements are an integral part of this statement.

POCATELLO/CHUBBUCK SCHOOL DISTRICT NO. 25
POCATELLO, IDAHO

RECONCILIATION OF THE GOVERNMENTAL FUNDS BALANCE SHEET
TO THE STATEMENTS OF NET POSITION

AS OF JUNE 30, 2021

Total *fund* balances for governmental funds		$ 29,637,170
Total N*et Position* reported for governmental activities in the Statement of Net Position is different because:		
Capital assets used in governmental activities are not financial resources and therefore not reported in the funds. Those assets consist of:		
Land	$ 2,781,888	
Land improvements, net of $4,813,884 accumulated depreciation	4,118,904	
Buildings, net of $38,083,739 accumulated depreciation	33,280,531	
Machinery and equipment, net of $7,686,851 accumulated depreciation	4,369,058	
Licensed vehicles, net of $6,342,316 accumulated depreciation	2,657,574	
Total capital assets		47,207,955
The net PERSI sick leave (asset) and the deferred outflows of resources and deferred inflows of resources related to PERSI sick leave are only reported in the Statement of Net Position: Net PERSI sickleave (asset) is $3,697,539, deferred inflows of resources related to PERSI sickleave is $213,712 and deferred outflows of resources related to PERSI sick leave is $790,474.		4,664,509
Some of the District's property taxes will be collected after year-end, but are not available soon enough to pay for the current period's expenditures, and therefore are reported as collected after year-end revenue in the funds.		529,770
The net position, less the investment in capital assets, of the internal service fund is included as a governmental fund in the government-wide financial statement. Capital assets from the internal service fund are combined with the total governmental adjustment.		264,419
Long-term liabilities applicable to the District's governmental activities are not due and payable in the current period and accordingly are not reported as fund liabilities. Interest on long-term debt is not accrued in governmental funds, but rather is recognized as an expenditure when paid. All liabilities, both current and long-term, are recognized in the statement of net position. Balances at year end are:		
Net pension liability (from pension schedule)		(34,664,029)
Other postretirement benefit obligations		(7,866,186)
Compensated absences		(151,360)
Deferred outflows and inflows or resources related to pension and other postretirement benefit obligations are applicable to future periods and, therefore, are not reported in the funds		
Deferred outflows of resources related to other postretirement benefit obligations		1,770,605
Deferred inflows of resources related to postretirement benefit obligations		(2,026,461)
Deferred outflows of resources related to pensions (from pension schedule)		14,172,732
Deferred inflows of resources related to pensions (from pension schedule)		(1,236,812)
Total Net Position of governmental activities		$ 52,302,312

The notes to the financial statements are an integral part of this statement.

POCATELLO/CHUBBUCK SCHOOL DISTRICT NO. 25
POCATELLO, IDAHO

COMBINED STATEMENT OF REVENUES, EXPENDITURES, AND CHANGES IN FUND BALANCES
GOVERNMENTAL FUNDS

FOR THE FISCAL YEAR ENDED JUNE 30, 2021

	General Fund	Capital Projects Fund	Debt Service Fund	Other Governmental Funds	Total Governmental Funds
REVENUES					
Local	$10,173,131	$ 6,543,989	$ 2,407	$ 2,520,704	$ 19,240,231
State	68,490,660	1,326,820	-	1,944,702	71,762,182
Federal	121,496	-	-	19,703,623	19,825,119
Total revenues	78,785,287	7,870,809	2,407	24,169,029	110,827,532
EXPENDITURES					
Current					
Instruction	48,745,310	-	-	17,353,175	66,098,485
Support services	27,217,702	750,420	-	4,112,732	32,080,854
Non-instruction	-	-	-	2,246,612	2,246,612
Capital outlay	-	9,037,915	-	-	9,037,915
Total expenditures	75,963,012	9,788,335	-	23,712,519	109,463,866
EXCESS (DEFICIENCY) OF REVENUES OVER EXPENDITURES	2,822,275	(1,917,526)	2,407	456,510	1,363,666
OTHER FINANCING SOURCES (USES)					
Transfers in (out)	(299,373)	-	-	(345,161)	(644,534)
Total other financing sources (uses)	(299,373)	-	-	(345,161)	(644,534)
NET CHANGE IN FUND BALANCE	2,522,902	(1,917,526)	2,407	111,349	719,132
FUND BALANCE - BEGINNING RESTATED	14,010,887	10,430,301	594,881	3,881,969	28,918,038
FUND BALANCE - ENDING	$16,533,789	$ 8,512,775	$597,288	$ 3,993,318	$ 29,637,170

The notes to the financial statements are an integral part of this statement.

POCATELLO/CHUBBUCK SCHOOL DISTRICT NO. 25
POCATELLO, IDAHO

RECONCILIATION OF THE STATEMENT OF REVENUES, EXPENDITURES AND CHANGES IN FUND BALANCES OF GOVERNMENTAL FUNDS TO THE STATEMENT OF ACTIVITIES

FOR THE FISCAL YEAR ENDED JUNE 30, 2021

Net changes in *fund balances* - total government funds		$ 719,132
The change in N*et Position* reported for governmental activities in the statement of activities is different because:		
Governmental funds report capital outlays as expenditures. However, in the statement of activities the cost of those assets is allocated over their estimated useful lives and reported as depreciation expense. In addition, the District has adopted the policy of capitalizing only those capital outlay expenditures in excess of $5,000. The remaining cost is reclassified on the statement of activities. The net adjustments to reconcile these types of accounts are as follows:		
Capital project expenditures	$ 9,037,915	
Less maintenance and expendable equipment	(2,311,421)	
Capital assets	6,726,494	
Current year depreciation, internal service fund	(625)	
Disposition of assets	(1,509,699)	
Current year depreciation	(2,536,233)	
Net adjustment		2,679,937
Some revenues reported in the governmental funds, which use the modified accrual basis of accounting, have been previously reported on the statement of activities, which uses the full accrual basis of accounting.		(214,825)
An internal service fund is used by the District to charge the cost of printing and development to individual funds. The net affect of the internal service fund is reported with governmental activities and should include the above internal service fund change in capital assets.		22,735
Some expenses reported in the statement of activities do not require the use of current financial resources and, therefore, are not reported as expenditures in governmental funds. In addition, governmental funds do not recognize interest on long-term debt until it is due, rather than as it accrues. The net adjustment to reconcile these type of transactions is:		
Current year change in other postretirement benefit obligations liability	13,034	
Current year change in PERSI sick leave	390,208	
Current year change in compensated absences	15,044	
Net adjustment		418,286
Governmental funds report district pension contributions as expenditures. However, in the Statement of Activities, the cost of pension benefits earned net of employee contributions is reported as pension expense.		(5,901,336)
Change in net position of governmental activities		$ (2,276,071)

The notes to the financial statements are an integral part of this statement.

THINK LEARN BE
MORE
TOGETHER
POCATELLO/CHUBBUCK
SCHOOL DISTRICT 25

GENERAL FUND

This fund accounts for all of the financial revenues and expenditures of the District, except those required to be accounted for in another fund. The principal revenue sources are property taxes and an apportionment from the State of Idaho Base School Support Fund.

POCATELLO/CHUBBUCK SCHOOL DISTRICT NO. 25
POCATELLO, IDAHO

STATEMENT OF REVENUES, EXPENDITURES AND CHANGES IN FUND BALANCE
BUDGET AND ACTUAL
GENERAL FUND

FOR THE FISCAL YEAR ENDED JUNE 30, 2021

	Budget Amounts		Actual	Variance with
REVENUES	Original	Final	Amounts	Final Budget
Local sources:				
Property taxes	$ 9,485,660	$ 9,485,660	$ 9,500,462	$ 14,802
Interest on taxes	110,000	110,000	104,289	(5,711)
Earnings from investments	550,000	550,000	139,790	(410,210)
Tuition revenue	26,000	26,000	27,336	1,336
Student body activities	202,500	202,500	227,718	25,218
Other	263,000	263,000	173,536	(89,464)
Total local sources	10,637,160	10,637,160	10,173,131	(464,029)
State sources:				
State appropriation	67,481,427	66,993,128	68,481,706	1,488,578
Revenue in lieu of taxes	-	-	8,954	8,954
Total state sources	67,481,427	66,993,128	68,490,660	1,497,532
Federal sources:				
Grants and program reimbursement	70,000	70,000	121,496	51,496
Total federal sources	70,000	70,000	121,496	51,496
Total revenues	78,188,587	77,700,288	78,785,287	1,084,999
EXPENDITURES				
Current:				
Instruction:				
Elementary Program:				
Salaries	15,557,815	15,874,229	14,621,205	1,253,024
Fringe benefits	6,074,122	6,124,358	5,645,382	478,976
Purchased services	56,380	56,380	19,712	36,668
Supplies and materials	1,730,591	1,802,451	1,243,872	558,579
Equipment	10,720	18,720	14,103	4,617
Secondary Program:				
Salaries	13,752,424	14,280,610	13,045,278	1,235,332
Fringe benefits	5,099,515	5,214,967	4,777,275	437,692
Purchased services	88,700	88,700	98,673	(9,973)
Supplies and materials	1,410,132	1,417,953	1,059,858	358,095
Equipment	91,080	91,402	30,254	61,148
Alternate School:				
Salaries	998,141	987,161	982,723	4,438
Fringe benefits	360,966	354,761	358,095	(3,334)
Purchased services	17,250	17,250	10,345	6,905
Supplies and materials	18,500	13,848	13,357	491
Special Education:				
Salaries	3,382,535	3,605,124	3,529,862	75,262
Fringe benefits	1,496,899	1,536,605	1,520,726	15,879
Supplies and materials	-	-	(131)	131
Preschool Special Education:				
Salaries	208,580	224,719	203,069	21,650
Fringe benefits	99,004	102,367	87,466	14,901

The notes to the financial statements are an integral part of this statement.

POCATELLO/CHUBBUCK SCHOOL DISTRICT NO. 25
POCATELLO, IDAHO

STATEMENT OF REVENUES, EXPENDITURES AND CHANGES IN FUND BALANCE
BUDGET AND ACTUAL
GENERAL FUND-(CONTINUED)

FOR THE FISCAL YEAR ENDED JUNE 30, 2021

	Budget Amounts		Actual	Variance with
	Original	Final	Amounts	Final Budget
Gifted and Talented Program:				
Salaries	$ 97,325	$ 102,145	$ 100,300	$ 1,845
Fringe benefits	38,495	39,534	39,368	166
Purchased services	800	800	233	567
Supplies and materials	9,200	9,200	3,097	6,103
Interscholastic Program:				
Purchased services	379,792	379,792	360,683	19,109
School Activity Fund:				
Salaries	710,174	714,987	687,005	27,982
Fringe benefits	140,330	141,896	101,418	40,478
Purchased services	54,000	54,000	43,244	10,756
Supplies and materials	3,200	3,200	2,177	1,023
Summer School Program:				
Salaries	188,400	188,400	122,429	65,971
Fringe benefits	37,228	37,385	24,232	13,153
Supplies and materials	2,000	2,000	-	2,000
Community Education Program:				
Salaries	12,000	12,000	-	12,000
Fringe benefits	2,372	2,372	-	2,372
Total instruction	52,128,670	53,499,316	48,745,310	4,754,006
Support Services:				
Attendance and Guidance:				
Salaries	2,327,382	2,351,376	2,352,656	(1,280)
Fringe benefits	968,735	965,656	971,669	(6,013)
Purchased services	6,100	6,100	49	6,051
Supplies and materials	59,771	60,070	23,525	36,545
Equipment	1,500	1,500	9,807	(8,307)
Ancillary Program:				
Salaries	1,322,749	1,345,613	1,350,373	(4,760)
Fringe benefits	462,851	462,109	464,626	(2,517)
Purchased services	330,000	330,000	451,932	(121,932)
Instructional Improvement:				
Salaries	947,003	1,024,139	1,007,923	16,216
Fringe benefits	269,461	295,171	287,987	7,184
Purchased services	234,019	233,305	146,656	86,649
Supplies and materials	6,000	6,000	2,272	3,728
Media Program:				
Salaries	528,044	548,116	537,429	10,687
Fringe benefits	335,493	339,833	337,251	2,582
Supplies and materials	82,122	79,248	79,013	235
Instruction-related Technology:				
Salaries	421,674	433,767	430,858	2,909
Fringe benefits	193,574	198,433	190,809	7,624
Purchased services	713,800	703,800	597,024	106,776
Supplies and materials	18,000	18,000	2,326	15,674
Board of Education:				
Purchased services	21,800	21,800	21,483	317
Supplies and materials	7,000	7,000	4,063	2,937
Insurance	6,800	6,800	-	6,800

The notes to the financial statements are an integral part of this statement.

POCATELLO/CHUBBUCK SCHOOL DISTRICT NO. 25
POCATELLO, IDAHO

STATEMENT OF REVENUES, EXPENDITURES AND CHANGES IN FUND BALANCE
BUDGET AND ACTUAL
GENERAL FUND- (CONTINUED)

FOR THE FISCAL YEAR ENDED JUNE 30, 2021

	Budget Amounts		Actual	Variance with
	Original	Final	Amounts	Final Budget
Central Administration:				
Salaries	$ 541,666	$ 559,449	$ 571,091	$ (11,642)
Fringe benefits	192,887	196,865	199,662	(2,797)
Purchased services	173,859	173,859	137,892	35,967
Supplies and materials	15,550	15,550	10,784	4,766
Insurance	228,480	228,480	228,558	(78)
School Administration:				
Salaries	3,567,849	3,707,693	3,524,001	183,692
Fringe benefits	1,294,148	1,324,678	1,293,182	31,496
Purchased services	2,000	2,000	-	2,000
Supplies and materials	22,531	21,254	14,776	6,478
Business Administration:				
Salaries	374,071	381,195	379,459	1,736
Fringe benefits	144,949	146,553	147,478	(925)
Purchased services	123,100	123,100	137,495	(14,395)
Supplies and materials	9,000	8,500	5,720	2,780
Insurance	866	866	866	-
Central Services:				
Salaries	89,996	92,383	90,842	1,541
Fringe benefits	51,707	52,688	49,787	2,901
Purchased services	3,500	3,500	2,240	1,260
Supplies and materials	14,500	14,500	75,674	(61,174)
Administrative Technology:				
Salaries	176,309	180,587	179,505	1,082
Fringe benefits	63,733	64,723	70,180	(5,457)
Purchased services	64,365	64,365	59,171	5,194
Supplies and materials	6,300	6,300	3,039	3,261
Building Operations:				
Salaries	1,476,468	1,520,300	1,459,487	60,813
Fringe benefits	806,526	794,880	821,548	(26,668)
Purchased services	2,886,800	2,896,800	1,947,802	948,998
Supplies and materials	247,000	247,000	223,179	23,821
Insurance	207,515	207,515	207,515	-
Maintenance:				
Supplies and materials	3,600	3,600	3,809	(209)
Maintenance, Buildings & Equipment:				
Salaries	829,902	832,435	761,101	71,334
Fringe benefits	431,901	416,697	399,672	17,025
Purchased services	126,000	126,000	95,833	30,167
Supplies and materials	305,000	305,000	260,671	44,329
Maintenance, Grounds:				
Salaries	170,596	170,105	160,064	10,041
Fringe benefits	110,665	111,232	103,365	7,867
Purchased services	15,000	15,000	16,202	(1,202)
Supplies and materials	25,000	25,000	22,793	2,207
Security Services:				
Salaries	100,400	101,300	88,972	12,328
Fringe benefits	87,258	87,497	66,931	20,566
Purchased services	114,500	114,500	45,682	68,818

The notes to the financial statements are an integral part of this statement.

POCATELLO/CHUBBUCK SCHOOL DISTRICT NO. 25
POCATELLO, IDAHO

STATEMENT OF REVENUES, EXPENDITURES AND CHANGES IN FUND BALANCE
BUDGET AND ACTUAL
GENERAL FUND- (CONTINUED)

FOR THE FISCAL YEAR ENDED JUNE 30, 2021

	Budget Amounts		Actual	Variance with
	Original	Final	Amounts	Final Budget
Pupil to School Program:				
Salaries	$ 1,954,529	$ 1,976,377	$ 1,919,658	$ 56,719
Fringe benefits	902,286	908,258	874,034	34,224
Purchased services	69,988	84,988	78,780	6,208
Supplies and materials	472,950	517,950	488,318	29,632
Equipment	2,000	2,000	1,328	672
Insurance	1,019	1,019	-	1,019
Non-reimb. Transportation:				
Purchased services	7,800	7,800	1,536	6,264
Supplies and materials	6,100	6,100	4,467	1,633
Equipment	1,100	1,100	84	1,016
Insurance	31,493	31,493	31,493	-
Other Support Service:				
Salaries	-	108,254	570,004	(461,750)
Fringe benefits	-	-	112,241	(112,241)
Purchased services	12,500	12,500	-	12,500
Total support services	27,831,140	28,439,624	27,217,702	1,221,922
Total expenditures	79,959,810	81,938,940	75,963,012	5,975,928
EXCESS REVENUES (EXPENDITURES)	(1,771,223)	(4,238,652)	2,822,275	7,060,927
OTHER FINANCING SOURCES (USES)				
Transfers out	(433,000)	(433,000)	(299,373)	133,627
Total other financing (uses)	(433,000)	(433,000)	(299,373)	133,627
NET CHANGE IN FUND BALANCES	(2,204,223)	(4,671,652)	2,522,902	7,194,554
FUND BALANCE - BEGINNING	9,795,777	9,329,236	14,010,887	4,681,651
FUND BALANCE - ENDING	$ 7,591,554	$ 4,657,584	$ 16,533,789	$ 11,876,205

The notes to the financial statements are an integral part of this statement.

THINK LEARN BE
MORE
TOGETHER
POCATELLO/CHUBBUCK
SCHOOL DISTRICT 25

PROPRIETARY FUNDS FINANCIAL STATEMENTS

Enterprise Fund - Food Service Program - The program operates as a non-profit, self-supporting service. Principal revenue sources are received from the sales of meals, breakfast, ala carte items and reimbursements and food subsidies from the U.S. Department of Agriculture.

Internal Service Fund - Print Shop - The print shop provides professional central printing and copier services to all schools and departments. Principal revenue sources include fees charged for use of print services.

POCATELLO/CHUBBUCK SCHOOL DISTRICT NO. 25
POCATELLO, IDAHO

STATEMENT OF NET POSITION
PROPRIETARY FUNDS

AS OF JUNE 30, 2021

	Enterprise Fund: Food Service	Internal Service Fund: Print Shop
ASSETS		
Current Assets:		
Cash and cash equivalents	$ 1,146,167	$ 266,586
Receivables:		
Federal and state grants	153,642	-
PERSI sick leave	163,334	-
Inventories, at cost	537,842	-
Total current assets	2,000,985	266,586
Noncurrent Assets:		
Capital assets (net of accumulated depreciation)	156,527	4,609
Total noncurrent assets	156,527	4,609
Total assets	2,157,512	271,195
DEFERRED OUTFLOWS OF RESOURCES		
Changes of assumptions or other inputs - PERSI sick leave	22,711	-
Deferred outflows - pension	406,284	-
Total deferred outflows of resources	428,995	-
LIABILITIES		
Current Liabilities:		
Accounts payable	125,439	-
Salaries payable	58,302	1,205
Fringe benefits payable	65,956	962
Total current liabilities	249,697	2,167
Long-term liabilities		
Net pension liability	993,700	-
Total liabilities	1,243,397	2,167
DEFERRED INFLOWS OF RESOURCES		
Differences between expected and actual experience - PERSI sick leave	41,783	-
Deferred inflows - pensions	35,455	-
Total deferred inflows of resources	77,238	-
NET POSITION		
Net investment in capital assets	156,527	4,609
Unrestricted	1,109,345	264,419
Total net position	$ 1,265,872	$ 269,028

The notes to the financial statements are an integral part of this statement.

POCATELLO/CHUBBUCK SCHOOL DISTRICT NO. 25
POCATELLO, IDAHO

STATEMENT OF REVENUES, EXPENSES, AND CHANGES IN FUND NET POSITION
PROPRIETARY FUNDS

FOR THE FISCAL YEAR ENDED JUNE 30, 2021

	Enterprise Fund: Food Service	Internal Service Fund: Print Shop
OPERATING REVENUES		
Service charges	$ 188,455	$ 120,183
Total operating revenues	188,455	120,183
OPERATING EXPENSES		
Salaries	1,637,317	24,796
Fringe benefits	817,320	12,507
Purchased services	39,720	45,275
Supplies and materials	2,477,368	14,870
Equipment	2,822	-
Depreciation	19,909	625
Total operating expenses	4,994,456	98,073
OPERATING INCOME (LOSS)	(4,806,001)	22,110
NONOPERATING REVENUES (EXPENSES)		
Grants and program reimbursements	4,411,161	-
Loss on disposition of assets	(2,309)	-
Total nonoperating revenues	4,408,852	-
NET INCOME BEFORE TRANSFERS	(397,149)	22,110
TRANSFERS IN	644,534	-
CHANGE IN NET POSITION	247,385	22,110
NET POSITION - BEGINNING	1,018,487	246,918
NET POSITION - ENDING	$ 1,265,872	$ 269,028

The notes to the financial statements are an integral part of this statement.

POCATELLO/CHUBBUCK SCHOOL DISTRICT NO. 25
POCATELLO, IDAHO

STATEMENT OF CASH FLOWS
PROPRIETARY FUNDS

FOR THE FISCAL YEAR ENDED JUNE 30, 2021

	Enterprise Fund: Food Service	Internal Service Fund: Print Shop
CASH FLOWS FROM OPERATING ACTIVITIES		
Cash received from users	$ 188,455	$ 120,183
Cash payments to suppliers for goods and services	(2,519,910)	(60,145)
Cash payments to employees for services	(2,454,637)	(37,435)
Net cash provided (used) for operating activities	(4,744,990)	22,603
CASH FLOWS FROM NONCAPITAL FINANCING ACTIVITIES		
Nonoperating grants received	4,633,497	-
Transfers in	644,534	-
Net cash provided for noncapital financing activities	5,278,031	-
CASH FLOWS FROM CAPITAL AND RELATED FINANCING ACTIVITIES		
Acquisition of Capital Assets	(17,107)	-
Net cash used from capital and related financing activities	(17,107)	-
NET INCREASE IN CASH AND CASH EQUIVALENTS	515,934	22,603
NET CASH AND CASH EQUIVALENTS - BEGINNING	630,233	243,983
NET CASH AND CASH EQUIVALENTS - ENDING	$ 1,146,167	$ 266,586
RECONCILIATION OF OPERATING INCOME (LOSS) TO NET CASH PROVIDED (USED) BY OPERATING ACTIVITIES		
Operating income (loss)	$ (4,806,001)	$ 22,110
Adjustments to reconcile operating income (loss) to net cash provided (used) by operating activities:		
Non cash item- depreciation	19,909	625
(Increase) decrease in operating assets:		
Inventories	(82,290)	-
PERSI sick leave	(50,324)	-
Deferred outflows of resources - PERSI sick leave	1,449	-
Deferred outflows of resources - pension	(125,709)	-
Increase (decrease) in operating liabilities:		
Accrued liabilities	(2,134)	(132)
Net pension liability	476,563	-
Deferred inflows of resources - PERSI sick leave	35,251	-
Deferred inflows of resources - pensions	(211,704)	-
Net cash provided (used) by operating activities	$ (4,744,990)	$ 22,603

The notes to the financial statements are an integral part of this statement.

THINK LEARN BE
MORE
TOGETHER
POCATELLO/CHUBBUCK
SCHOOL DISTRICT 25

FIDUCIARY FUNDS FINANCIAL STATEMENTS

The fiduciary funds financial statements consist of Education Foundation trust and school agency funds:

- The Education Foundation Trust Fund reports all contributions and donations which benefit individual schools of the Pocatello/Chubbuck School District No. 25.

The fiduciary funds financial statements focus on net position and changes in net position.

POCATELLO / CHUBBUCK SCHOOL DISTRICT NO. 25
POCATELLO, IDAHO

STATEMENT OF FIDUCIARY NET POSITION
FIDUCIARY FUNDS

AS OF JUNE 30, 2021

	Education Foundation Trust Fund
ASSETS	
Cash and cash equivalents	$ 519,146
Investments	1,671,148
Total assets	$ 2,190,294
NET POSITION	
Held in trust for Education Foundation	2,190,294
Total net position	$ 2,190,294

The notes to the financial statements are an integral part of this statement.

POCATELLO / CHUBBUCK SCHOOL DISTRICT NO. 25
POCATELLO, IDAHO

STATEMENT OF CHANGES IN FIDUCIARY NET POSITION
FIDUCIARY FUNDS

FOR THE FISCAL YEAR ENDED JUNE 30, 2021

	Education Foundation Trust Fund
ADDITIONS	
Private donations	$ 166,708
Interest	141,103
Total additions	307,811
DEDUCTIONS	
Grants awarded	228,330
Administrative expenses	4,077
Total deductions	232,407
CHANGE IN NET POSITION	75,404
NET POSITION - BEGINNING	2,114,890
NET POSITION - ENDING	$ 2,190,294

The notes to the financial statements are an integral part of this statement.

THINK LEARN BE
MORE
TOGETHER
POCATELLO/CHUBBUCK
SCHOOL DISTRICT 25

NOTES TO THE FINANCIAL STATEMENTS

The notes to the financial statements are an integral part of the basic financial statements. The notes focus on the primary government, especially the governmental activities and major funds.

Note 1	Summary of Significant Accounting Policies
Note 2	Legal Compliance - Budgets
Note 3	Property Taxes
Note 4	Contingent Liabilities
Note 5	Risk Management
Note 6	Capital Assets
Note 7	Long-Term Debt
Note 8	Pension Plan
Note 9	Healthcare Plan
Note 10	PERSI Sick Leave Insurance Reserve Fund
Note 11	Internal Service Fund
Note 12	Required Individual Fund Disclosures
Note 13	Deposits and Investments
Note 14	Restricted Fund Balance
Note 15	Deficit Fund Balance
Note 16	Subsequent Events
Note 17	Due to/from Other Funds
Note 18	Tax Abatements
Note 19	Prior Period Adjustment
Note 20	Special Revenue Funds
Note 21	Net Assets Restated

NOTE 1 - SUMMARY OF SIGNIFICANT ACCOUNTING POLICIES

The financial statements of Pocatello / Chubbuck School District No. 25 have been prepared in conformity with generally accepted accounting principles (GAAP) as applied to government units. The Governmental Accounting Standards Board (GASB) is the accepted standard setting body for establishing governmental accounting and financial reporting principles. The more significant of the District's accounting policies are described below:

A. Reporting Entity

Pocatello / Chubbuck School District No. 25 was incorporated under the laws of the State of Idaho in 1887. As required by generally accepted accounting principles, the financial statements of the reporting entity include those of Pocatello / Chubbuck School District No. 25 (the primary government) and its component units, entities for which the District is considered to be financially accountable. Blended component units, although legally separate entities, are, in substance, part of the District's operations. The District has no discretely presented component units and therefore, there are none included in this report.

Blended Component Unit: The VEBA Insurance Trust fund was established by the District to provide funds to offset the cost of employer paid health insurance. The trust can contribute up to $175,000 per year towards increased premium costs, but does not provide for risk financing activities. The District established the governing board of the Trust and a transfer from the District's General Fund created the net assets of the Trust. The Trust is reported as a governmental fund and is included in the supplementary information as a non-major special revenue fund.

B. Government-wide Statements and Fund Financial Statements

The government-wide financial statements (i.e., the Statement of Net Position and the Statement of Activities) report information on all of the nonfiduciary activities of the primary government and its component units. These statements include financial activities of the overall government, except fiduciary activities. The effect of interfund activity has been removed from these statements. Governmental activities, which normally are supported by taxes and intergovernmental revenues, are reported separately from business-type activities, which rely to a significant extent on fees and charges for support.

The Statement of Activities demonstrates the degree to which the direct expenses of a given function or segment are offset by program revenues. Direct expenses are those that are clearly identifiable with a specific function or segment. Program revenues include 1) charges to customers or applicants who purchase, use or directly benefit from goods, services, or privileges provided by a given function or segment and 2) grants and contributions that are restricted to meeting the operational or capital requirements of a particular function or segment. Taxes and other items not properly included among program revenues are reported instead as general revenues.

Separate financial statements are provided for governmental funds, proprietary funds, and fiduciary funds, even though the latter are excluded from the government-wide financial statements. Major individual governmental funds and individual enterprise funds are reported as separate columns in the fund financial statements.

NOTE 1 - SUMMARY OF SIGNIFICANT ACCOUNTING POLICIES (CONTINUED)

C. Measurement Focus, Basis of Accounting, and Financial Statement Presentation

The government-wide financial statements are reported using the economic resources measurement focus and the accrual basis of accounting, as are the proprietary fund and fiduciary fund financial statements. Agency funds reported have no measurement focus. Revenues are recorded when earned and expenses are recorded when a liability is incurred, regardless of the timing of related cash flows. Property taxes are recognized as revenues in the year for which they are levied. Grants and similar items are recognized as revenue as soon as all eligibility requirements imposed by the provider have been met. Agency funds, which are reported as part of the fiduciary fund financial statements, apply the accrual basis of accounting but do not have a measurement focus.

Governmental fund financial statements are reported using the current financial resources measurement focus and the modified accrual basis of accounting. Revenues are recognized as soon as they are both measurable and available. Revenues are considered to be available when they are collectible within the current period or soon enough afterward to pay liabilities of the current period. For this purpose, the District considers revenues to be available if they are collected within 60 days of the end of the current fiscal period. Expenditures generally are recorded when a liability is incurred, as under accrual accounting. However, debt service expenditures as well as expenditures related to compensated absences and claims and judgments, are recorded only when payment is due.

Property taxes, state apportionment and interest associated with the current fiscal period are considered to be susceptible to accrual and so have been recognized as revenues of the current fiscal period. All other revenue items are considered to be measurable and available only when the District receives cash.

The District reports the following major governmental funds:

General Fund: This is the District's primary operating fund. It accounts for all financial resources of the District, except those required to be accounted for in another fund.

Capital Projects Fund: This fund accounts for the acquisition and construction of major capital equipment and facilities other than those financed by proprietary funds.

Debt Service Fund: This fund accounts for the resources accumulated and payments made for principal and interest on general long-term debt of governmental funds.

In addition, the District reports the following other non-major governmental funds:

Special Revenue Funds: These funds are established to account for the proceeds of specific revenue sources, other than major capital projects, that are legally restricted to expenditure for specified purposes.

The District reports the following major proprietary fund:

Food Service Fund: This fund accounts for operation of the Federal School Lunch Program.

Internal Service Fund: This fund accounts for operation of the District's Print Shop operation.

Fiduciary Funds: These funds are used to account for assets held by the District in a trustee capacity or as an agent for individuals, private organizations, other governments or other funds.

NOTE 1 - SUMMARY OF SIGNIFICANT ACCOUNTING POLICIES (CONTINUED)

C. Measurement Focus, Basis of Accounting, and Financial Statement Presentation (continued)

The District reports the following fund types:

Trust Funds: The Pocatello Education Foundation accounts for contributions and donations that benefit educational projects at individual schools which supplement the basic district supported programs. The Foundation Board operates independent from the District, reviews grant proposals, and awards grants which meet the Foundation goals and educational criteria.

In the governmental-wide statement of activities, interfund services provided and used are not eliminated in the process of consolidation.

Proprietary Funds: These funds distinguish operating revenues and expenses from nonoperating items. Operating revenues and expenses generally result from providing services and producing and delivering goods in connection with a proprietary fund's principal ongoing operations. The principal operating revenues of the District's enterprise fund are charges to students and staff for the sale of meals. The District also recognizes as operating revenues charges by the internal service fund for the use of print services. Operating expenses for the enterprise fund and the internal service fund include the cost of sales and services, administrative expenses, and depreciation on capital assets. All revenues and expenses not meeting this definition are reported as nonoperating revenues and expenses.

When both restricted and unrestricted resources are available for use, it is the government's policy to use restricted resources first, and then unrestricted resources as they are needed.

D. Budgets

Budgets are adopted on a basis consistent with GAAP. Annual appropriated budgets are adopted for the General, Special Revenue, Debt Service, Capital Projects, Enterprise and Internal Service Funds. All annual appropriations lapse at fiscal year end. Ten-year replacement schedules and long-term project length financial plans are identified for the Capital Projects Fund.

Encumbrances represent commitments related to unperformed contracts for goods or services. Encumbrance accounting, under which purchase orders, contracts and other commitments for the expenditure of resources are recorded to reserve that portion of the applicable appropriation, is utilized in the governmental funds. Encumbered appropriations outstanding at year-end lapse and are rebudgeted during the subsequent year.

E. Deposits and Investments

The District's cash and cash equivalents are considered to be cash on hand, demand deposits, short-term investments that are highly liquid or available the next day through the Idaho State local government investment pool. The District pools cash resources of its various funds in order to facilitate the management of cash. Cash applicable to a particular fund is readily identifiable. The balance in the pooled cash accounts is available to meet current operating requirements. Cash in excess of current requirements is invested as allowed by Idaho Code. State statutes authorize the District to invest in certain revenue bonds, general obligation bonds, local improvement district bonds, registered warrants of state and local governmental entities, time deposit accounts, tax anticipation and interest-bearing notes, bonds, treasury bills, debentures or other similar obligations of the United States Government and the Farm Credit System and repurchase agreements.

Investments are stated at fair value determined by quoted market prices. Interest income is recorded in the general fund of the District unless otherwise specified by law or by Commission agreement.

NOTE 1 - SUMMARY OF SIGNIFICANT ACCOUNTING POLICIES (CONTINUED)

F. Inventory and Prepaid Items

Inventories and prepaid items are recorded when purchased, at cost, which approximates market value, using the average cost method. Inventories consist primarily of supplies and food for the Food Service Program. The cost of inventories are recorded as expenditures when consumed, rather than when purchased.

G. Capital Assets

Capital assets, which include property, plant and equipment, are reported in the applicable governmental or business-type activities columns, at historical cost, in the government-wide financial statements. Capital assets are defined by the District as assets with an initial, individual cost of more than $5,000 and an estimated useful life in excess of two years. Donated capital assets, donated works of art and similar items, are recorded at acqusition value at the date of donation.

The cost of normal maintenance and repairs that do not add to the value of the asset or materially extend asset lives are not capitalized.

Capital assets are depreciated using the straight-line method over the following useful lives:

Asset Class	Estimated Useful Lives
Land improvements	20
Buildings and building improvements	25 - 65
Equipment	5 - 20
Vehicles	8

H. Deferred outflows/inflows of resources

In addition to assets, the statement of financial position will sometimes report a separate section for deferred outflows of resources. This separate financial statement element, *deferred outflows of resources,* represents a consumption of net position that applies to a future period and so will *not* be recognized as an outflow of resources (expense/expenditure) until then. The government only has two items that qualifies for reporting in this category, a pension related deferral and contribution made to the pension plan in the current fiscal year.

In addition to liabilities, the statement of financial position will sometimes report a separate section for deferred inflows of resources. This separate financial statement element *deferred inflows of resources,* represents an acquisition of net position that applies to a future period and so will *not* be recognized as an inflow of resources (revenue) until that time. The government has two types of items that meet the criteria- pension releated deferrals, and *unavailable revenue,* which is reported only in the governmental funds balance sheet. The governmental funds report unavailable revenues from property taxes. This amount is deferred and recognized as an inflow of resources in the period that the amount becomes available.

I. Compensated Absences

It is the District's policy to permit employees to accumulate earned but unused vacation and sick pay benefits. There is no liability for unpaid accumulated sick leave since the District does not have a policy to pay any amounts when employees separate from service with the District. All vacation pay is accrued when incurred in the government-wide, proprietary, and fiduciary fund financial statements. A liability for these amounts is reported in governmental funds only if they have matured, for example, as a result of employee resignations and retirements.

NOTE 1 - SUMMARY OF SIGNIFICANT ACCOUNTING POLICIES (CONTINUED)

J. Net position flow assumption

Sometimes the government will fund outlays for a particular purpose from both restricted (e.g., restricted bond or grant proceeds) and unrestricted resources. In order to calculate the amounts to report as restricted - net position and unrestricted - net position in the government-wide and proprietary fund financial statements, a flow assumption must be made about the order in which the resources are considered to be applied.

It is the government's policy to consider restricted - net position to have been depleted before unrestricted - net position is applied.

K. Fund balance flow assumptions

Sometimes the government will fund outlays for a particular purpose from both restricted and unrestricted resources (the total of committed, assigned, and unassigned fund balance). In order to calculate the amounts to report as restricted, committed, assigned, and unassigned fund balance in the governmental fund financial statements a flow assumption must be made about the order in which the resources are considered to be applied. It is the government's policy to consider restricted fund balance to have been depleted before using any of the components of unrestricted fund balance. Further, when the components of unrestricted fund balance can be used for the same purpose, committed fund balance is depleted first, followed by assigned fund balance. Unassigned fund balance is applied last.

L. Accrued Liabilities and Long-term Debt

All accrued liabilities and long-term debt are reported in the entity-wide financial statements as well as the proprietary fund financial statements.

For governmental fund financial statements, the accrued liabilities, including compensated absences, are generally reported as a liability in the fund financial statements only for the portion expected to be paid with expendable available financial resources. Payments within sixty days after year-end are considered to have been made with current available resources. Long-term debt paid from governmental funds is not recognized as a liability in the fund financial statements until due.

M. Bond Indebtedness Limit

The lawful School District debt limit is established under Idaho Code 33-1103. The limit is not to exceed five percent (5%) of the total assessed valuation of property in the District, less the aggregate outstanding indebtedness, minus the amount available to retire the debt.

At June 30, 2021, the bond indebtedness limit of the District was $309,391,700, with no bonds outstanding at year-end.

N. Pensions

For purposes of measuring the net pension liability and pension expense, information about the fiduciary net position of the Public Employee Retirement System of Idaho Base Plan (Base Plan) and additions to/deductions from Base Plan's fiduciary net position have been determined on the same basis as they are reported by the Base Plan. For this purpose, benefit payments (including refunds of employee contributions) are recognized when due and payable in accordance with the benefit terms. Investments are reported at fair value.

NOTE 1 - SUMMARY OF SIGNIFICANT ACCOUNTING POLICIES (CONTINUED)

O. Fund Equity

In the fund financial statements, governmental funds report the following classifications of fund balance:

Nonspendable items- This category includes a portion of net resources that cannot be spent because of their form or because they must be maintained intact. This includes inventories and prepaid items.

Restricted items - This category includes resources where limitations are imposed by external entities, such as grantors and creditors, or to comply with laws and regulations of governments.

Committed items- This category includes amounts that can only be used for the specific purposes determined by a formal action of the District's highest level of decision-making authority. Committed amounts cannot be used for any other purpose unless the District removes or changes the specified use by taking the same type of action it employed to previously commit those amounts. The District's highest level of decision making authority rests with the District's Board of Trustees for the District. The District passes formal resolutions to commit their fund balances. There are no committed fund balances as of June 30, 2021.

Assigned items- Assigned items represent the District's intent to use certain resources for specific purposes. The Superintendent may establish the intended use of these funds for a designated purpose as authorized by the District's Board of Trustees upon adoption of the annual budget.

Unassigned items - Represents the remainder of the District's general fund equity in governmental fund-type balances in excess of the aforementioned classifications.

Classifications of fund balance represent tentative management plans that are subject to administrative change or by Board action. As established by Board Policy 5610- fiscal management expenditures in these categories are budgeted and approved by the Board of Trustees.

P. Other Post Employment Benefits (OPEB)

For purposes of measuring the net OPEB asset, deferred outflows of resources and deferred inflows of resources related to OPEB, and OPEB expense; (expense offset), information about the fiduciary net position of the Public Employee Retirement System of Idaho (PERSI or System) Sick Leave Insurance Reserve Fund and additions to/deductions from Sick Leave Insurance Reserve Fund's fiduciary net position have been determined on the same basis as they are reported by the Sick Leave Plan. For this purpose, benefit payments are recognized when due and payable in accordance with the benefit terms. Investments are reported at fair value.

NOTE 2 - LEGAL COMPLIANCE: BUDGETS

A budget is prepared and legally adopted for each governmental fund type on the modified accrual basis of accounting. In accordance with Title 33 of the Idaho Code, budgets are also prepared and legally adopted for all other funds. The District begins its budgeting process by appointing budget committee members in early fall of each year. Recommendations are developed through early spring with the Board of Trustees approving the budget in late spring. Public notices of the budget hearing are generally published in early June, with the public hearing being held in late June. The budget is adopted, appropriations made and the tax levy declared no later than June 30th. Expenditure budgets are appropriated at the major function and program activity level for each fund.

NOTE 2 - LEGAL COMPLIANCE: BUDGETS (continued)

Budgets for all fund types are adopted on a modified accrual basis, except for the proprietary fund type, which is prepared on the accrual basis. The modified accrual basis is consistent with generally accepted accounting principles (GAAP) for governmental fund types, whereas the accrual basis is GAAP for the proprietary fund types.

The total appropriated budget for each fund may not be legally over-expended. Budget amounts shown in the combined financial statements include the original budget amounts and appropriation transfers approved by the Board of Trustees. After budget approval, the Board of Trustees may approve supplemental appropriations if an occurrence, condition, or need exists which had not been ascertained at the time the budget was adopted. Nominal budget amendments were approved in February 2021 and were not material or significant. The Superintendent is authorized to make total budgetary adjustments from the General Operating Contingency Account of up to $50,000, without seeking prior approval from the Board of Trustees. Total budgetary adjustments less than $50,000 are made by the Superintendent or Director of Business Operations (management) and reported to the Board of Trustees for approval in January of each fiscal year. The Board of Trustees must approve budgetary adjustments from the General Operating Contingency Account, amounting to more than $50,000. The legal level of budgetary control is at the major function and program activity at the individual fund level.

NOTE 3 - PROPERTY TAXES

Ad valorem property taxes are levied on the third Monday in September. Real property taxes are payable in two installments on December 20th and June 20th, of the following year. Personal property taxes are due on December 20th. Bannock County bills and collects property taxes for the School District. Liens are attached when taxes remain unpaid three years after the date due. Uncollected taxes are deemed to be substantially collectible or recoverable through liens; therefore, no allowance for uncollectible taxes has been established.

NOTE 4 - CONTINGENT LIABILITIES

Amounts received or receivable from grantor agencies are subject to audit and adjustment by grantor agencies, principally the federal government. Any disallowed claims, including amounts already collected, may constitute a liability of the applicable funds. The amount of expenditures, if any, which may be disallowed by the grantor cannot be determined at this time, although the District expects such amounts, if any, to be immaterial.

Currently the District is a defendant in various lawsuits. Although the outcome of these lawsuits is not presently determinable, in the opinion of the District's counsel the resolution of these matters will not have a material adverse effect on the financial condition of the District. The District is empowered under state law, Code Section 6-928, to levy tort and judgment taxes to cover contingent liabilities and provide for liability insurance.

NOTE 5 - RISK MANAGEMENT

The District is exposed to various risks of loss related to torts; theft of, damage to and destruction of assets; errors and omissions; and natural disasters for which the government carries commercial insurance. There have been no significant reductions in insurance coverage. Settlement amounts have not exceeded insurance coverage for the current year or the three prior years.

NOTE 6 - CAPITAL ASSETS

A. Capital asset activity for the year ended June 30, 2021, was as follows (in thousands):

Governmental activities:	Beginning Balances	Increases	Decreases	Ending Balances
Capital assets not being depreciated				
Land	$ 2,782	$ -	$ -	$ 2,782
Construction in progress	1,502	-	1,502	-
Total capital assets not being depreciated	2,782	-	1,502	2,782
Capital assets being depreciated				
Land improvements	8,933	-	-	8,933
Buildings and improvements	66,385	4,979	-	71,364
Equipment	11,246	816	6	12,056
Vehicles	8,508	932	440	9,000
Total capital assets being depreciated	95,072	6,727	446	101,353
Less accumulated depreciation for:				
Land improvements	4,558	256	-	4,814
Buildings and improvements	36,969	1,115	-	38,084
Equipment	7,145	548	6	7,687
Vehicles	6,156	618	432	6,342
Total accumulated depreciation	54,828	2,537	438	56,927
Total capital assets being depreciated, net	40,244	4,190	8	44,426
Governmental activities capital assets, net	$ 43,026	$ 4,190	$ 1,510	$ 47,208
Business-type activities:				
Capital assets being depreciated:				
Equipment	$ 511	$ 17	$ 8	$ 520
Vehicles	151	-	-	151
Total capital assets being depreciated	662	17	8	671
Less accumulated depreciation for:				
Equipment	349	20	5	364
Vehicles	151	-	-	151
Total accumulated depreciation	500	20	5	515
Business activities capital assets, net	$ 162	$ (3)	$ 3	$ 156

Depreciation expense was charged as follows (in thousands):

Governmental activities:	
General government (unallocated)	$ 2,537
Business-type activities:	
Food Services	$ 20

NOTE 7 - LONG-TERM DEBT

Compensated Absences

General Fund maintenance and operations revenues have been used to fund compensated absences and other post retirement obligations. Due to the nature of compensated absences, annual requirements to amortize such obligations are not determinable and have not been presented.

Long-term liability activity for the year ended June 30, 2021, was as follows (in thousands):

Governmental activities:	Beginning Balances	Additions	Reductions	Ending Balance	Due Within One Year
Other liabilities:					
Compensated absences	$ 166	$ 363	$ 378	$ 151	$ 151
Net pension liability	16,920	17,744	-	34,664	-
Other postretirement benefit obligations	6,142	1,724	-	7,866	-
Total long-term liabilities	$ 23,228	$ 19,831	$ 378	$ 42,681	$ 151
Business-type activities:					
Other liabilities:					
Net pension liability	$ 517	$ 477	$ -	$ 994	$ -

NOTE 8 - PENSION PLAN

Plan Description

The District contributes to the Base Plan which is a cost-sharing multiple-employer defined benefit pension plan administered by Public Employee Retirement System of Idaho (PERSI or System) that covers substantially all employees of the State of Idaho, its agencies and various participating political subdivisions. The cost to administer the plan is financed through the contributions and investment earnings of the plan. PERSI issues a publicly available financial report that includes financial statements and the required supplementary information for PERSI. That report may be obtained on the PERSI website at www.persi.idaho.gov.

Responsibility for administration of the Base Plan is assigned to the Board comprised of five members appointed by the Governor and confirmed by the Idaho Senate. State law requires that two members of the Board be active Base Plan members with at least ten years of service and three members who are Idaho citizens not members of the Base Plan except by reason of having served on the Board.

Pension Benefits

The Base Plan provides retirement, disability, death and survivor benefits of eligible members or beneficiaries. Benefits are based on members' years of service, age, and highest average salary. Members become fully vested in their retirement benefits with five years of credited service (5 months for elected or appointed officials). Members are eligible for retirement benefits upon attainment of the ages specified for their employment classification. The annual service retirement allowance for each month of credited service is 2.0% of the average monthly salary for the highest consecutive 42 months.

NOTE 8 - PENSION PLAN (continued)

Pension Benefits - (continued)

The benefit payments for the Base Plan are calculated using a benefit formula adopted by the Idaho Legislature. The Base Plan is required to provide a 1% minimum cost of living increase per year provided the Consumer Price Index increases 1% or more. The PERSI Board has the authority to provide higher cost of living increases to a maximum of the Consumer Price Index movement or 6%, whichever is less; however, any amount above the 1% minimum is subject to review by the Idaho Legislature.

Member and Employer Contributions

Member and employer contributions paid to the Base Plan are set by statute and are established as a percent of covered compensation. Contribution rates are determined by the PERSI Board within limitations, as defined by state law. The Board may make periodic changes to employer and employee contribution rates (expressed as percentages of annual covered payroll) that are adequate to accumulate sufficient assets to pay benefits when due.

The contribution rates for employees are set by statute at 60% of the employer rate. As of June 30, 2021 was 7.16%. The employer contribution rate as a percentage of covered payroll is set by the Retirement Board and was 11.94% of covered compensation. The District's contributions were $6,951,622 for the year ended June 30, 2021.

Pension Liabilities, Pension Expense (Revenue), and Deferred Outflows of Resources and Deferred Inflows of Resources Related to Pensions.

At June 30, 2021, the District reported a liability for its proportionate share of the net pension liability. The net pension liability was measured as of June 30, 2020, and the total pension liability used to calculate the net pension liability was determined by an actuarial valuation as of that date. The District's proportion of the net pension liability was based on the District's share of contributions in the Base Plan pension plan relative to the total contributions of all participating PERSI Base Plan employers. At June 30, 2020, the District's proportion was 1.5355598 percent.

For the year ended June 30, 2021, the District recognized pension expense (revenue) of $12,994,282. At year end, the District reported deferred outflows of resources and deferred inflows of resources related to year end pensions from the following sources:

	Deferred Outflows of Resources	Deferred Inflows of Resources
Differences between expected and actual experience	$ 2,785,963	$ 1,164,304
Changes in assumptions or other inputs	603,038	-
Net difference between projected and actual earnings on pension plan investments	4,087,061	-
Changes in the employer's proportion and differences between the employer's contributions and the employer's proportionate contributions	151,332	107,963
District contributions subsequent to the measurement date	6,951,622	-
	$ 14,579,016	$ 1,272,267

NOTE 8 - PENSION PLAN (CONTINUED)

$6,951,622 reported as deferred outflows of resources related to pensions resulting from Employer contributions subsequent to the measurement date will be recognized "&"as a reduction of the net pension liability in the year ending June 30, 2022."

The average of the expected remaining service lives of all employees that are provided with pensions through the System (active and inactive employees) determined at July 1, 2019, the beginning of the measurement period ended June 30, 2019 is 4.8 and 4.8 for the measurement period June 30, 2020.

Other amounts reported as deferred outflows of resources and deferred inflows of resources related to pensions will be recognized in pension expense (revenue) as follows:

Year ended June 30, :	
2021	$ 115,158
2022	1,502,045
2023	2,038,633
2024	2,655,923
2025	-

Actuarial Assumptions

Valuations are based on actuarial assumptions, the benefit formulas, and employee groups. Level percentages of payroll normal costs are determined using the Entry Age Normal Cost Method. Under the Entry Age Normal Cost Method, the actuarial present value of the projected benefits of each individual included in the actuarial valuation is allocated as a level percentage of each year's earnings of the individual between entry age and assumed exit age. The Base Plan amortizes any unfunded actuarial accrued liability based on a level percentage of payroll. The maximum amortization period for the Base Plan permitted under Section 59-1322, Idaho Code, is 25 years.

The total pension liability in the June 30, 2020 actuarial valuation was determined using the following actuarial assumptions, applied to all periods included in the measurement:

Inflation	3.00%
Salary increases	3.75%
Salary inflation	3.75%
Investment rate of return	7.05%, net of investment expenses
Cost-of-living adjustments	1.00%

Mortality rates were based on the RP – 2000 combined table for healthy males or females as appropriate with the following offsets:

- Set back 3 years for teachers
- Set back one year for all general employees and all beneficiaries

An experience study was performed for the period July 1, 2013 through June 30, 2017 which reviewed all economic and demographic assumptions other than mortality.The Total Pension Liability as of June 30, 2020 is based on the results of an actuarial valuation date July 1, 2020.

NOTE 8 - PENSION PLAN (CONTINUED)

The long-term expected rate of return on pension plan investments was determined using the building block approach and a forward-looking model in which best estimate ranges of expected future real rates of return (expected returns, net of pension plan investment expense and inflation) are developed for each major asset class. These ranges are combined to produce the long-term expected rate of return by weighing the expected future real rates of return by the target asset allocation percentage and by adding expected inflation.

Even though history provides a valuable perspective for setting the investment return assumption, the System relies primarily on an approach which builds upon the latest capital market assumptions. Specifically, the System uses consultants, investment managers and trustees to develop capital market assumptions in analyzing the System's asset allocation. The assumptions and the System's formal policy for asset allocation are shown below. The formal asset allocation policy is somewhat more conservative than the current allocation of System's assets.

The best-estimate range for the long-term expected rate of return is determined by adding expected inflation to expected long-term real returns and reflecting expected volatility and correlation. The capital market assumptions are as of 2020.

Asset Class	Target Allocation	Long-Term Expected Nominal Rate of (Arithmetic)	Long-Term Expected Real Rate of Return (Arithmetic)
Core Fixed Income	30.00%	2.80%	0.55%
Broad US Equities	55.00%	8.55%	6.30%
Developed Foreign Equities	15.00%	8.70%	6.45%
Assumed Inflation - Mean		2.25%	2.25%
Assumed Inflation - Standard Deviation		1.50%	1.50%
Portfolio Arithmetic Mean Return		6.85%	4.60%
Portfolio Standard Deviation		12.33%	12.33%
Portfolio Long-Term (Geometric) Expected Rate of Return		6.25%	3.89%
Assumed Investment Expenses		0.40%	0.40%
Portfolio Long-Term (Geometric) Expected Rate of Return, Net of Investment Expenses		5.85%	3.49%
Portfolio Long-Term Expected Real Rate of Return, Net of Investment Expenses			4.14%
Portfolio Standard Deviation			14.16%
Valuation Assumptions Chosen by PERSI Board			
Long-Term Expected Real Rate of Return, Net of Investment Expenses			4.05%
Assumed Investment Expenses			3.00%
Long-Term Expected Geometric Rate of Return, Net of Investment Expenses			**7.05%**

NOTE 8 - PENSION PLAN (CONTINUED)

Discount Rate

The discount rate used to measure the total pension liability was 7.05%. The projection of cash flows used to determine the discount rate assumed that contributions from plan members will be made at the current contribution rate. Based on these assumptions, the pension plans' net position was projected to be available to make all projected future benefit payments of current plan members. Therefore, the long-term expected rate of return on pension plan investments was applied to all periods of projected benefit payments to determine the total pension liability. The long-term expected rate of return was determined net of pension plan investment expense but without reduction for pension plan administrative expense.

Sensitivity of the Employer's proportionate share of the net pension liability to changes in the discount rate.

The following presents the Employer's proportionate share of the net pension liability calculated using the discount rate of 7.05 percent, as well as what the Employer's proportionate share of the net pension liability would be if it were calculated using a discount rate that is 1-percentage-point lower (6.05 percent) or 1-percentage-point higher (8.05 percent) than the current rate:

	1% Decrease (6.05%)	Current Discount Rate (7.05%)	1% Increase (8.05%)
Employer's proportionate share of the net pension liability (asset)	$ 73,124,233	$ 35,657,729	$ 4,679,036

Pension plan fiduciary net position

Detailed information about the pension plan's fiduciary net position is available in the separately issued PERSI financial report.

PERSI issues a publicly available financial report that includes financial statements and the required supplementary information for PERSI. That report may be obtained on the PERSI website at www.persi.idaho.gov.

Payables to the pension plan

At June 30, 2021, the District reported payables to the defined benefit pension plan of $0 for legally required employer contributions and $0 for legally required employee contributions which had been withheld from employee wages but not yet remitted to PERSI.

NOTE 9 - HEALTHCARE PLAN

The District's Post-Retirement Healthcare Plan is a single-employer defined benefit healthcare plan administered by PacificSource. The Retiree Health Plan does not issue a publicly available financial report. PacificSource provides medical and prescription drug coverage. Dental insurance benefits, for eligible retirees and their eligible dependents, is available through Delta Dental. A retiree who retires with the Public Employee Retirement System of Idaho (PERSI) is eligible to keep the District's health/dental insurance as a retiree until age 65, or until the retiree is eligible for coverage under Medicare. Retirement eligibility is determined based on a minimum of reaching age 55 with at least 5 years of membership service with a PERSI employer. The retiree is on the same medical/dental plan as the District's active employees.

NOTE 9 - HEALTHCARE PLAN (continued)

The District's Post-Retirement Dental Plan is a single-employer dental plan administered by Delta Dental. Delta Dental provides dental benefits as outlined in the District's agreed upon plan to eligible retirees and their eligible dependents. A retiree who retires from the District is eligible to keep the District's dental coverage until death. The employee is responsible for paying the premiums to maintain coverage. Retirement eligibility is determined based on a minimum of reaching age 55 with at least 5 years of membership service with a PERSI employer.

GASB 75 and GASB 45: Accounting for Other Post Employment Benefit (OPEB) Obligations requires governmental entities to record the present value of the unfunded employer costs associated with non-retirement-based expected payments to current and former employees for post-employment benefits such as health and dental insurance. The District utilized a specialist to estimate the present value of the full costs of all promised health and dental insurance benefits to all current and former employees included in the current benefit population utilizing such factors as the age, retirement age, expected increases in health costs, expected employer contributions, historical health claims by employee population, and other factors.

The rationale behind the implementation of GASB 75 relates to the fact that the former and current employees to the balance sheet date have provided services to the entity and have created a cost in the current period that will need to be paid in future periods based on the current employer-employee agreement. The unfunded portion of these costs will require future cash flows, which need to be considered in combination with other expected future cash outflows in order to avoid budget deficits in those fiscal periods.

Plan membership. At June 30, 2021, the valuation date, the District's membership consisted of the following:

Active plan members	1,378
Retired employees receiving benefits	231
Total members	1,609

Funding Policy. The contribution requirement of retirees is established by the District's insurance committee in conjunction with our insurance provider. The required contribution is based on projected pay-as-you-go financing requirements. Retirees are required to pay 100% of the premiums for both the retiree and the dependent coverage based on the combined active and retiree pool. Monthly contribution rates in effect for retirees from September 1, 2020 through August 31, 2021, were as follows:

Under 65	Standard Medical	Wellness Medical	Delta Dental
Single	$ 754	$ 707	$ 35
No Spouse W/ Children	$ 1,231	$ 1,155	$ 92
W/Spouse	$ 1,553	$ 1,457	$ 95
W/Spouse + Children	$ 1,847	$ 1,733	$ 152

NOTE 9 - HEALTHCARE PLAN (CONTINUED)

Total OPEB Liability

The District's total OPEB liability of $7,866,186 was measured as of June 30, 2021, and was determined by an actuarial valuation as of that date.

Actuarial assumptions and other inputs. The total OPEB liability in the June 30, 2021 actuarial valuation was determined using the following actuarial assumptions and other inputs, applied to all periods included in the measurement, unless otherwise specified:

Inflation	3.0 percent
General wage increases	3.0 percent
Medical CPI Trend	2.0 percent
Discount rate	2.16 percent

The discount rate was based on Bond Buyer 20-Bond GO Index.

Mortality rates were based on the Pub-2010 mortality table with generational scale MP-2020.

The actuarial assumptions for the total OPEB liability used in the June 30, 2021 valuation were based on the PERSI actuarial valuation of June 30, 2019 for demographic assumptions and the July 1, 2021 OPEB Valuation for the economic and OPEB specific assumptions

Changes in the Total OPEB Liability- Measurement date

	Total OPEB Liability
Balance at start of year July 1, 2020	$ 6,141,928
Changes for the year:	
Service Cost	498,617
Interest	139,970
Difference between expected and actual experience	1,434,011
Changes in assumptions or other inputs	265,743
Expected Benefit payments	(614,083)
Net changes	1,724,258
Balance at the end of year June 30, 2021	$ 7,866,186

Changes of assumptions and other inputs reflect a discount rate of 2.21 and 2.16 percent in 2020 and 2021.

Sensitivity Analysis

The following presents the total OPEB liability of the District, calculated using the discount rate of 2.16%, as well as what the District's total OPEB liability would be if it were calculated using a discount rate that is 1-percentage-point lower (1.16 percent) or 1-percentage-point higher (3.16 percent) than the current discount rate:

	1% Decrease (1.16%)	Discount Rate (2.16%)	1% Increase (3.16%)
Total June 30, 2021 OPEB Liability	$ 8,452,925	$ 7,866,186	$ 7,318,000

NOTE 9 - HEALTH CARE PLAN (CONTINUED)

The following presents the total OPEB liability of the District, calculated using the current healthcare cost trend rates as well as what the District's total OPEB liability would be if it were calculated using a discount rate that is 1-percentage-point lower or 1-percentage-point higher than the current discount rate:

	1% Decrease	Current Trend	1% Increase
Total June 30, 2021 OPEB Liability	$ 7,021,000	$ 7,866,186	$ 8,867,000

For the measurement date, year ended June 30, 2021, the District recognized OPEB expense of $601,048. At June 30, 2021, the District reported $1,770,605 deferred outflows of resources and deferred inflows of $2,026,461 resources related to changes in assumptions/imputs.

NOTE 10 - PERSI SICK LEAVE INSURANCE RESERVE FUND

Plan Description

The District contributes to the Sick Leave Insurance Reserve Fund (Sick Leave Plan) which is a costsharing multiple-employer defined benefit OPEB plan that covers members receiving retirement benefits that are administered by PERSI that covers substantially all employees of the State of Idaho, its agencies and various participating political subdivisions. The cost to administer the plan is financed through the contributions and investment earnings of the plan. PERSI issues a publicly available financial report that includes financial statements and the required supplementary information for the Sick Leave Plan. That report may be obtained on the PERSI website at www.persi.idaho.gov

Responsibility for administration of the Sick Leave Plan is assigned to the Board comprised of five members appointed by the Governor and confirmed by the Idaho Senate. State law requires that two members of the Board be active Base Plan members with at least ten years of service and three members who are Idaho citizens not members of the Base Plan except by reason of having served on the Board.

OPEB Benefits

Group retiree health, dental, accident, and life insurance premiums may qualify as a benefit. Retirees who have a sick leave account can use their balance as a credit towards these premiums paid directly to the applicable insurance company.

Employer Contributions

The contribution rate for employers are set by statute at .065% of covered compensation for state members. Covered school members contribution rates are set by statute based on the number of sick days offered by the employer. The contribution rate of 1.16% for school members with nine or ten sick days, 1.26% for school members with 11-14 sick days. If a school member has more than 14 days of sick leave then the contribution rate will be set by the PERSI Retirement Board based on current cost and actuarial data and reviewed annually. The District's contributions were $0 for the year ended June 30, 2021.

NOTE 10 - PERSI SICK LEAVE INSURANCE RESERVE FUND (continued)

OPEB Liabilities, OPEB Expense (Expense Offset), and Deferred Outflows of Resources and Deferred Inflows of Resources Related to OPEB

At June 30, 2021, the District reported an asset for its proportionate share of the net OPEB asset. The net OPEB asset was measured as of June 30, 2020, and the total OPEB liability used to calculate the net OPEB asset was determined by an actuarial valuation as of that date. The District's proportion of the net OPEB asset was based on the District's share of contributions relative to the total contributions of all participating Sick Leave employers. At June 30, 2020, the District's proportion was 4.4217134 percent.

For the year ended June 30, 2021, the District recognized OPEB expense (expense offset) of $403,832. The $0 was reported as deferred outflows of resources related to OPEBs resulting from Employer contributions subsequent to the measurement date will be recognized as a reduction of the net OPEB asset in the year ending June 30, 2022.

OPEB Liabilities, OPEB Expense (Expense Offset), and Deferred Outflows of Resources and Deferred Inflows of Resources Related to OPEB (continued)

At June 30, 2021, the District reported deferred outflows of resources and deferred inflows of resources related to PERSI OPEB sick leave from the following sources:

	Deferred Outflows of Resources	Deferred Inflows of Resources
Differences between expected and actual experience	$ 572,439	$ -
Changes in assumptions or other inputs	12,778	1,392,757
Net difference between projected and actual earnings on OPEB plan investments	171,829	-
Changes in the employer's proportion and differences between the employer's contribution and the employer's proportionate contributions	-	-
District contributions subsequent to the measurement date	-	-
Total	$ 757,046	$ 1,392,757

Actuarial Assumptions

Valuations are based on actuarial assumptions, the benefit formulas, and employee groups. The Sick Leave Plan amortizes any net OPEB asset based on a level percentage of payroll. The maximum amortization period for the Sick Leave Plan permitted under Section 59-1322, Idaho Code, is 25 years.

The total OPEB liability in the June 30, 2020 actuarial valuation was determined using the following actuarial assumptions, applied to all periods included in the measurement:

Inflation	3.00%
Salary increase	3.75%
Salary inflation	3.75%
Investment rate of return	7.05%, net of investment expenses

NOTE 10 - PERSI SICK LEAVE INSURANCE RESERVE FUND (CONTINUED)

Actuarial Assumptions - (continued)

The long-term expected rate of return on OPEB plan investments was determined using the building block approach and a forward-looking model in which best estimate ranges of expected future real rates of return (expected returns, net of OPEB plan investment expense and inflation) are developed for each major asset class. These ranges are combined to produce the long-term expected rate of return by weighing the expected future real rates of return by the target asset allocation percentage and by adding expected inflation. The health care trend rate is not applicable as the benefit amount a participant will receive is established with a set amount upon retirement thus would have no impact.

Even though history provides a valuable perspective for setting the investment return assumption, the System relies primarily on an approach which builds upon the latest capital market assumptions. Specifically, the System uses consultants, investment managers and trustees to develop capital market Page 3 of 5 assumptions in analyzing the System's asset allocation. The assumptions and the System's formal policy for asset allocation are shown below. The formal asset allocation policy is somewhat more conservative than the current allocation of System's assets.

The best-estimate range for the long-term expected rate of return is determined by adding expected inflation to expected long-term real returns and reflecting expected volatility and correlation.

Asset Class	Target Allocation	Long-Term Expected Nominal Rate of Return (Arithmetic)	Long-Term Expected Real Rate of Return (Arithmetic)
Core Fixed Income	30.00%	2.80%	0.55%
Broad US Equities	55.00%	8.55%	6.30%
Developed Foreign Equities	15.00%	8.70%	6.45%
Assumed Inflation - Mean		2.25%	2.25%
Assumed Inflation - Standard Deviation		1.50%	1.50%
Portfolio Arithmetic Mean Return		6.85%	4.60%
Portfolio Standard Deviation		12.33%	12.33%
Portfolio Long-Term (Geometric) Expected Rate of Return		6.25%	3.89%
Assumed Investment Expenses		0.40%	0.40%
Portfolio Long-Term (Geometric) Expected Rate of Return, Net of Investment Expenses		5.85%	3.49%
Portfolio Long-Term Expected Rate of Return, Net of Investment Expenses			4.14%
Portfolio Standard Deviation			14.16%

NOTE 10 - PERSI SICK LEAVE INSURANCE RESERVE FUND (CONTINUED)

Actuarial Assumptions (continued)

Valuation Assumptions Chosen by PERSI Board	
Long-Term Expected Real Rate of Return, Net of Investment Expenses	4.05%
Assumed Inflation	3.00%
Long-Term Expected Geometric Rate of Return, Net of Investment Expenses	7.05%

Discount Rate

The discount rate used to measure the total OPEB liability was 7.05%. The projection of cash flows used to determine the discount rate assumed that contributions from plan members will be made at the current contribution rate. Based on these assumptions, the OPEB plan's net position was projected to be available to make all projected future benefit payments of current plan members. Therefore, the long-term expected rate of return on OPEB plan investments was applied to all periods of projected benefit payments to determine the total OPEB liability. The long-term expected rate of return was determined net of OPEB plan investment expense but without reduction for OPEB plan administrative expense.

Sensitivity of the net OPEB asset to changes in the discount rate

The following presents the Employer's proportionate share of the net OPEB asset calculated using the discount rate of 7.05 percent, as well as what the Employer's proportionate share of the net OPEB asset would be if it were calculated using a discount rate that is 1-percentage-point lower (6.05 percent) or 1- percentage-point higher (8.05 percent) than the current rate:

	1% Decrease (6.05%)	Current Discount Rate (7.05%)	1% Increase (8.05%)
Employer's proportionate share of the net OPEB liability (asset)	$ (4,733,597)	$ (5,444,482)	$ (6,102,336)

OPEB plan fiduciary net position

Detailed information about the OPEB plan's fiduciary net position is available in the separately issued PERSI financial report.

PERSI issues a publicly available financial report that includes financial statements and the required supplementary information for PERSI. That report may be obtained on the PERSI website at www.persi.idaho.gov.

Payables to the OPEB plan

At June 30, 2021, the District reported payables to the defined benefit OPEB plan of $0 for legally required employer contributions and $0 for legally required employee contributions which had been withheld from employee wages but not yet remitted to PERSI.

NOTE 11 - INTERNAL SERVICE FUND

The District operates a full service Print Shop in conjunction with the school copier program. The Print Shop is a self sustaining operation providing quality educational printing materials.

NOTE 12 - REQUIRED INDIVIDUAL FUND DISCLOSURES

There were no funds which had an excess of expenditures over appropriations at year end.

NOTE 13 - DEPOSITS AND INVESTMENTS

Deposits

Legal Provisions Governing Cash Deposits with Financial Institutions

For cash depositories with deposits in excess of federal insurance, State code requires the District to obtain an annual affidavit showing the amount of the financial institution's capital stock and surplus. The District's deposits may not exceed the depository's capital and surplus.

Custodial credit risk for deposits is the risk that in the event of a financial statement institution failure, the District will not be able to recover deposits or will not be able to recover collateral securities that are in the possession of an outside party. To address custodial credit risk the District requests a Capital and Surplus report from the institution. The District then judges the solidarity of the institution and decides whether or not to maintain the funds in the institution.

As of June 30, 2021, the District's Governmental wide Activities had an uninsured and uncollateralized deposits in the amount of $2,066,212.

As of June 30, 2021, the District's Fiduciary funds had an uninsured and uncollateralized deposits in the amount of $52,582.

As of June 30, 2021, cash held by the State of Idaho Local Government Investment Pool (LGIP) was $32,736,147 for the District's Governmental Funds and $69,201 for the District's Fiducary Funds.

The elected State Treasurer, following *Idaho Code*, Section 67-2328, is authorized to sponsor an investment pool in which the District voluntarily participates. The Pool is not registered with the Securities and Exchange Commission or any other regulatory body - oversight is with the State Treasurer, and Idaho Code defines allowable investments. The LGIP is not insured or guaranteed by FDIC or any other government agency. The securities are held by the Pool or by its agent in the Pool's name. The fair value of the District's position in the external investment pool is the same as the value of the pool shares.

Investments

General Investment Policies

The District invests idle moneys in accordance with *Idaho Code* Sections 67-1210 and 67-2739. As stated in the Summary of Significant Account Policies, Idaho Code allows idle moneys to be invested in certain revenue bonds, general obligation bonds, local improvement district bonds, registered warrants of state and local governmental entities, time deposit accounts, tax anticipation and interest-bearing notes, bonds, treasury bills, debentures or other similar obligations of the united States Government and the Farm Credit System and repurchase agreements.

NOTE 13 - DEPOSITS AND INVESTMENTS - (continued)

Investments (continued)

Idaho Code, Section 67-1210A, additionally authorizes investments in prime banker's acceptances and prime commercial paper, sale and repurchase of call options, securities lending agreements, and bonds, notes, and debentures of any U.S. corporation with at least an A rating by a nationally recognized statistical rating organization such as Standard & Poor's or Moody's.

The District's Ficuciary fund had the following investments and maturities at year end:

		Investment Maturities (in Years)		
Investment Type	Fair Value	Less than 1 Year	1-5 Years	6-10 Years
Multisector bond fund	$ 1,671,148	$ -	$ 1,671,148	$ -
	$ 1,671,148	$ -	$ 1,671,148	$ -

Investment transactions are subject to a variety of risks. The District seeks to promote the safety of principal, provide adequate liquidity for operational needs, earn market rates of return on investments consistent with liquidity need and investment quality, and conform with legal requirements.

Custodial credit risk for investments is the risk that in the event of the failure of the counterparty to a transaction, the District will not be able to recover the value of investment or collateral securities that are in the possession of an outside party. To address custodial credit risk, the District's policy is to invest in investments which are allowable under Idaho Code Section 67-1210. For certificates of deposit, the District addresses the risk the same way it does for demand deposits which was stated previously.

Interest Rate Risk is the risk that changes in interest rates will adversely affect the value of an investment. In accordance with investment policy, the District manages its exposure to declines in fair value by limiting the average maturity of its investments to one year or less. The segmented time distribution method has been used to disclose interest rate risk.

Credit Risk. State law requires investments in corporate bonds to have, at the time of purchase, an A rating or higher by a commonly known rating service. The District's policy follows the State's policy. Credit ratings associated with the District's Fiduciary Fund investments are as follows:

Investment Type	Fair Value	Aaa	Aa	A	Unrated
Multisector bond fund	$ 1,671,148	$ -	$ -	$ -	$ 1,671,148
	$ 1,671,148	$ -	$ -	$ -	$ 1,671,148

Concentration of Credit Risk is the risk of loss attributed to the magnitude of an investment in a single issuer. Exclusive of the State of Idaho Investment Pool and investments guaranteed by the U.S. Government, the District's investment in any one issuer does not represent a concentration of credit risk.

Fair Value Measurements

Fair value accounting guidance defines fair value as the price that would be received to sell an asset or paid to transfer a liability in an orderly transaction between market participants at the measurement date. Fair Value guidance also establishes a fair value hierarchy that requires a government to maximize the use of observable inputs and minimize the use of unobservable inputs when measuring fair value. Based on the inputs used to determine fair value, a three-level hierarchy is used as follows:

NOTE 13 - DEPOSITS AND INVESTMENTS (CONTINUED)

Investments (continued)

Fair Value Measurements - (continued)

Level 1: Fair value is determined using quoted prices (adjusted) for identical assets or liabilities in active markets that the government can access at the measurement date.

Level 2: Fair value is determined using inputs - other than quoted prices included within Level 1 - that are observable for an asset or liability, either directly or indirectly, such as quoted prices for similar assets or liabilities in active markets, quoted prices for identical or similar assets or liabilities in markets that are not active and inputs are derived principally from or corroborated by observable market data.

Level 3: Fair value is determined using unobservable inputs for an asset or liability and requires the government to develop its own assumptions, based on the best information available in the circumstances, about the considerations market participants would use in pricing the asset or liability.

The follwing table represents the District's Fiduciary Fund investments that are measured or disclosed at fair value on a recurring basis. The District does not have any financial assets that are measured at fair value on a non-recurring basis.

Fair Value Hierarchy

Investment Type	Level 1	Level 2	Level 3	Total
Multisector bond fund	$ 1,671,148	$ -	$ -	$ 1,671,148
	$ 1,671,148	$ -	$ -	$ 1,671,148

NOTE 14 - RESTRICTED FUND BALANCE

The District has restricted the entire fund balance of the VEBA Insurance Trust fund for the purpose of minimizing health insurance premium increases for employees of the District. The restricted fund balance in this fund is $906,121. Restricted fund balance of $3,993,318, inclusive of the VEBA Insurance Trust Fund, for special revenue funds represents State and Federal grants earmarked for specific program purposes by governmental agencies.

NOTE 15 - DEFICIT FUND BALANCE

At June 30, 2021 there were no funds that had a deficit fund balance.

NOTE 16 - SUBSEQUENT EVENTS

Subsequent events are events or transactions that occur after the balance sheet date but before the financial statements are available to be issued. The District recognizes in the financial statements the effects of all subsequent events that provide additional evidence about conditions that existed at the date of the balance sheet, including the estimates inherent in the process of preparing the financial statements. The District's financial statements do not recognize subsequent events that provide evidence about conditions that did not exist at the date of the balance sheet but arose after the balance sheet date and before the financial statements are available to be issued.

Subsequent events were evaluated up to October 19, 2021, the date the financial statements were available to be issued.

NOTE 17 - DUE TO/FROM OTHER FUNDS

Transfers and payments within the operating entity are substantially for the purpose of subsidizing operating functions on a routine basis. Resources are accumulated in a fund to support and simplify the administration of various programs. All interfund balances are due either to timing differences or to the elimination of negative cash balances within the various funds. All interfund balances are expected to be repaid during the following fiscal year.

The district-wide statement of activities eliminates transfers as reported within the segregated governmental and business-type activities columns. Only transfers between the two columns appear in this statement.

Interfund balances at June 30, 2021, consist of the following:

Receivable Fund(s)	Payable Fund(s)	Amount
General Fund	Nonmajor Governmental Funds	$ 1,693,257

Interfund transfers between funds for the fiscal year ended June 30, 2021 consist of the following:

Funds Transferred To	Funds Transferred From	Amount
Nonmajor Governmental Funds	General Fund	$ 1,693,257

The District uses interfund transfers to overcome shortfalls in funds where expenditures exceed revenues until funds are collected from grantors. Additionally, interfund transfers are used to establish new funds.

NOTE 18 - TAX ABATEMENTS

For the fiscal year ended June 30, 2021, The School District abated property taxes totaling $435 under Idaho Code 63-602NN. The following lists the agreements abated for the period.

Tax Abatement Program FY 2019	Exemption Percentage	Amount of Taxes Abated during the Fiscal Year (in thousands)
Western States FY 2018-2025	75%	$13
On Semiconductors Exemption #1 FY 2017-2022	75%	$55
Amy's Kitchen FY 2016-2023	100%	$107
Great Western Malting FY 2018-2026	75%	$260

NOTE 19 - PRIOR PERIOD ADJUSTMENT

Deferred inflows/outflows for other postretirement benefit obligations was omitted in the prior year. This resulted in a decrease to changes in the net position of $1,993,148 for governmental activities from the prior year. Information regarding the plan description, benefits, contributions, expense, liabilities, and other relevant data are disclosed in Note 10.

NOTE 20 - SPECIAL REVENUE FUNDS

For the fiscal year ended June 30, 2021, Restricted Special Revenue Funds were as follows:

Federal Forest Fund	$ 261,228
Drivers Education Fund	12,613
State Technology Fund	153,444
State Tobacco Tax Fund	120,856
VEBA Trust Fund	906,121
Student Activity Funds	2,539,056
	$ 3,993,318

NOTE 21 - NET ASSETS RESTATED

For 2021, the District has implemented GASB Statement No. 84, *"Fiduciary Activities".*

GASB Statement No. 84 establishes specific criteria for identifying activities that should be reported as fiduciary activities and clarifies whether and how business-type activities should report their fiduciary activities. Due to the implementation of GASB Statement No. 84, the District will no longer be reporting agency funds. The District reviewed its agency funds and a certain funds will be reported in the new fiduciary classification of custodial fund, while other funds have been reclassified s governmental funds. These fund reclassifications resulted in the restatement of the District's financial statements.

The implementation of GASB Statement No. 84 had the following effect on fund balance as reported at June 30, 2021:

	Other Governmental Funds
Fund balance as previsously reported	$ 921,020
GASB Statement No. 84	2,960,949
Restated fund balance as of July 1, 2020	$ 3,881,969

Due to the implementation of GASB Statement No. 84, the new classification of custodial fund is reporting a beginning net position.

THINK LEARN BE
MORE
TOGETHER
POCATELLO/CHUBBUCK
SCHOOL DISTRICT 25

REQUIRED SUPPLEMENTARY INFORMATION

POCATELLO / CHUBBUCK SCHOOL DISTRICT NO. 25
REQUIRED SUPPLEMENTARY INFORMATION
JUNE 30, 2021

SCHEDULE OF EMPLOYER'S SHARE OF NET PENSION LIABILITY
PERSI - PENSION PLAN
LAST 10 - FISCAL YEARS*

	2021	2020	2019	2018	2017	2016
Employer's portion of net pension liability	1.5355598%	1.5276092%	1.5531034%	1.5442170%	1.6012414%	1.6510879%
Employer's proportionate share of the net pension liability	$ 35,657,729	$ 17,437,233	$ 22,908,546	$ 24,272,439	$ 32,459,622	$ 21,742,142
Employer's covered payroll	54,881,532	51,883,791	50,075,796	48,027,241	46,918,074	46,247,049
Employer's proportionate share of the net pension liability as a percentage of it's covered payroll	64.97%	27.83%	45.75%	50.54%	69.18%	47.01%
Plan fiduciary net position as a percentage of the total pension liability	88.22%	93.79%	91.69%	90.68%	87.26%	91.38%

*GASB Statement No. 68 requires ten years of information to be presented in this table. However, until a full 10-year trend is compiled, the District will present information for those years for which information is available.

Data reported is measured as of June 30, 2020

POCATELLO / CHUBBUCK SCHOOL DISTRICT NO. 25
REQUIRED SUPPLEMENTARY INFORMATION
JUNE 30, 2021

SCHEDULE OF EMPLOYER CONTRIBUTIONS
PERSI - PENSION PLAN
LAST 10 - FISCAL YEARS*

	2012	2013	2014	2015	2016	2017	2018	2019	2020	2021
Statutorily required contributions	$ 4,797,928	$ 4,936,623	$ 5,173,766	$ 5,235,166	$ 5,311,126	$ 5,436,684	$ 5,668,580	$ 5,873,245	$ 6,528,401	$ 6,951,622
Contributions in relation to the statutorily required contribution	$ (4,797,928)	$ (4,936,623)	$ (5,173,766)	$ (5,235,166)	$ (5,311,126)	$ (5,436,684)	$ (5,668,580)	$ (5,873,245)	$ (6,528,401)	$ (6,951,622)
Contribution (deficiency) excess	-	-	-	-	-	-	-	-	-	-
Employer's covered payroll	$46,178,325	$47,513,215	$45,704,647	$46,247,049	$46,918,074	$48,027,241	$50,075,796	$ 51,883,791	$ 54,881,532	$ 58,221,293
Contributions as a percentage of covered-employee payroll	10.39%	10.39%	11.32%	11.32%	11.32%	11.32%	11.32%	11.32%	11.90%	11.94%

*Data reported is measured as of June 30, 2021

POCATELLO / CHUBBUCK SCHOOL DISTRICT NO. 25
REQUIRED SUPPLEMENTARY INFORMATION
JUNE 30, 2021

SCHEDULE OF CHANGES IN TOTAL OPEB LIABILITY AND RELATED RATIOS
(Amounts expressed in thousands)
LAST 10 - FISCAL YEARS*

Total OPEB Liability	**2018**	**2019**	**2020**	**2021**
Service cost	$ 511	$ 529	$ 547	$ 498
Interest on total OPEB liability	280	292	223	140
Assumption changes	-	(2,345)	(177)	266
Difference between expected and actual experience	-	234	-	1,434
Benefit payments	(458)	(488)	(533)	(614)
Net change in total OPEB liability	333	(1,778)	60	1,724
Total OPEB liability - beginning	7,527	7,860	6,082	6,142
Total OPEB liability - ending	$ 7,860	$ 6,082	$ 6,142	$ 7,866
Covered payroll	$ 50,099	$49,838	$49,838	$ 50,645
Total OPEB liability as a percentage of covered employee payroll	15.69%	12.20%	12.32%	15.53%

*GASB Statement No. 75 requires ten years of information to be presented in this table. However, until a full 10-year trend is compiled, the District will present information for those years for which information is available. Data reported is measured as of June 30th of each fiscal year.

Notes to Schedule:

Changes in benefit terms. There are no changes of benefit terms.

Changes of assumptions. Changes of assumptions and other inputs reflect the effect of changes in the discount rate each period.

POCATELLO / CHUBBUCK SCHOOL DISTRICT NO. 25
REQUIRED SUPPLEMENTARY INFORMATION
JUNE 30, 2021

SCHEDULE OF EMPLOYER'S SHARE OF NET OPEB ASSET
PERSI - OPEB Plan - (Retirement Sick Leave Insurance Reserve)
LAST 10 - FISCAL YEARS*

	2021	2020	2019
Employer's portion of net the OPEB asset	4.4217134%	3.9784232%	4.0367531%
Employer's proportionate share of the net OPEB asset	$ 5,444,482	$ 3,810,549	$ 3,348,283
Employer's covered-employee payroll	$ 54,881,532	$ 51,883,791	$ 50,075,796
Employer's proportional share of the net OPEB asset as a percentage of it's covered payroll	9.92%	7.34%	6.69%
Plan fiduciary net position as a percentage of the total OPEB Asset	152.87%	138.51%	135.69%

*GASB Statement No. 75 requires ten years of information to be presented in this table. However, until a full 10-year trend is compiled, the District will present information for those years for which information is available. Data reported is measured as of June 30th of each fiscal year.

Data reported is measured as of June 30, 2020

SCHEDULE OF EMPLOYER CONTRIBUTIONS
PERSI - OPEB Plan - (Retirement Sick Leave Insurance Reserve)
LAST 10 - FISCAL YEARS*

	2021	2020	2019
Statutorily required contribution	$ -	$ 397,099	$ 652,583
Contributions in relation to the statutorily required contribution	$ -	$ (397,099)	$ (652,583)
Contribution (deficiency) excess	$ -	$ -	$ -
Employer's covered-employee payroll	$ 58,221,293	$ 54,881,532	$ 51,883,791
Contributions as a percentage of covered-employee payroll	0.00%	0.72%	1.26%

*GASB Statement No. 75 requires ten years of information to be presented in this table. However, until a full 10-year trend is compiled, the District will present information for those years for which information is available. Data reported is measured as of June 30th of each fiscal year.

Data reported is measured as of June 30, 2021

THINK LEARN BE
MORE
TOGETHER
POCATELLO/CHUBBUCK
SCHOOL DISTRICT 25

CAPITAL PROJECTS FUND

This fund is used to account for the acquisition and construction of major capital equipment and facilities other than those financed by proprietary funds and trust funds. Additionally, this fund accounts for the acquisition of furniture, equipment and transportation vehicles. The principal revenue source is property taxes.

POCATELLO/CHUBBUCK SCHOOL DISTRICT NO. 25
POCATELLO, IDAHO

SCHEDULE OF REVENUES, EXPENDITURES AND CHANGES IN FUND BALANCE
BUDGET AND ACTUAL
CAPITAL PROJECTS FUND

FOR THE FISCAL YEAR ENDED JUNE 30, 2021

	Budget Amounts		Actual	Variance with
REVENUES	Original	Final	Amounts	Final Budget
Local sources				
Property taxes	$ 6,103,748	$ 6,103,748	$ 6,245,180	$ 141,432
Earnings on investments	10,000	10,000	34,869	24,869
Other local revenue	-	260,000	258,868	(1,132)
Proceeds from the sale of capital assets	5,000	5,000	5,072	72
Total local sources	6,118,748	6,378,748	6,543,989	165,241
State sources:				
State appropriation	1,263,485	1,263,485	1,326,820	63,335
Lottery/school facilities	26,000	26,000	-	(26,000)
Total state sources	1,289,485	1,289,485	1,326,820	37,335
Total revenues	7,408,233	7,668,233	7,870,809	202,576
EXPENDITURES				
Current:				
Instruction services:				
Capital outlay	674,852	674,852	579,577	95,275
Total instruction	674,852	674,852	579,577	95,275
Support services				
Purchased services	648,580	648,580	750,420	(101,840)
Capital outlay	14,114,767	14,374,767	8,458,338	5,916,429
Total support services	14,763,347	15,023,347	9,208,758	5,814,589
Total expenditures	15,438,199	15,698,199	9,788,335	5,909,864
NET CHANGE IN FUND BALANCE	(8,029,966)	(8,029,966)	(1,917,526)	(6,112,440)
FUND BALANCE - BEGINNING	8,029,966	8,029,966	10,430,301	2,400,335
FUND BALANCE - ENDING	$ -	$ -	$ 8,512,775	$ 8,512,775

THINK LEARN BE
MORE
TOGETHER
POCATELLO/CHUBBUCK
SCHOOL DISTRICT 25

DEBT SERVICE FUND

The Debt Service Fund accounts for the accumulation of resources for the payment of general obligation debt principal and interest. The principal source of revenue is property taxes.

POCATELLO/CHUBBUCK SCHOOL DISTRICT NO. 25
POCATELLO, IDAHO

SCHEDULE OF REVENUES, EXPENDITURES AND CHANGES IN FUND BALANCE
BUDGET AND ACTUAL
DEBT SERVICE FUND

FOR THE FISCAL YEAR ENDED JUNE 30, 2021

	Budget Amounts		Actual	Variance with
REVENUES	Original	Final	Amounts	Final Budget
Local sources				
Property taxes	$ -	$ -	$ -	$ -
Earnings on investments	10,000	10,000	2,407	(7,593)
Total revenues	10,000	10,000	2,407	(7,593)
EXPENDITURES				
Debt Service:				
Principal	-	-	-	-
Interest	-	-	-	-
Total expenditures	-	-	-	-
NET CHANGE IN FUND BALANCE	10,000	10,000	2,407	(7,593)
FUND BALANCE - BEGINNING	(10,000)	(10,000)	594,881	604,881
FUND BALANCE - ENDING	$ -	$ -	$ 597,288	$ 597,288

THINK LEARN BE
MORE
TOGETHER
POCATELLO/CHUBBUCK
SCHOOL DISTRICT 25

SUPPLEMENTAL DATA

Supplemental data includes financial statements and schedules not required by the Governmental Accounting Standard Board (GASB) that are a part of the basic financial statements, but are presented for purposes of additional analysis.

THINK LEARN BE
MORE
TOGETHER
POCATELLO/CHUBBUCK
SCHOOL DISTRICT 25

NON-MAJOR

SPECIAL REVENUE FUNDS

These funds account for revenues and expenditures for educational projects that are legally restricted to expenditure for specified purposes. Principal revenue sources are federal and state grants. Funds included in the special revenue category are:

Federal Forest Fund
Drivers Education Fund
Special Grants Fund
Professional-Technical Education Fund
State Technology Fund
State Tobacco Tax Fund
Title I-A ESEA Fund
IDEA Part B School Age Fund
IDEA Part B Preschool Fund
Title IV-A Student Support and Academic Enrichment
Carl Perkins Fund
Medicaid Fund
Title III ESEA Fund
Title II- A ESEA Fund
Title IV-A 21st Century Fund
Head Start Fund
Head Start Training Fund
Head Start TANF Fund
Title I-D Neglected & Delinquent Subpart 2 Fund
Title IX-A Education of Homeless Children & Youth
VEBA Trust Fund
Education of Homeless & Youth
Student Activity Funds
Coronavirus Relief Fund

FEDERAL FOREST FUND - This fund is used to account for revenues received from forest reserve transactions and mining leases.

DRIVERS EDUCATION FUND - This fund is used to account for revenues received from the State of Idaho for Driver's Training for secondary students who are fourteen years of age or older and have completed ninth grade.

SPECIAL GRANTS FUND - This fund is used to account for revenues received from the State of Idaho and various other funding sources.

PROFESSIONAL - TECHNICAL EDUCATION FUND - This fund is used to account for revenues received from the State of Idaho providing for additional Vocational Program equipment and support materials.

STATE TECHNOLOGY FUND - This fund is used to account for revenues received from the State of Idaho to aide in providing for the growing need of technological equipment and hardware as part of the educational learning environment in the public schools.

STATE TOBACCO TAX FUND - This fund is used to account for revenues received from state tobacco taxes to aide in instructional programs and training for substance abuse prevention in the public schools.

TITLE I-A ESEA FUND - These funds are used to account for revenues received through the State of Idaho to meet special needs of educationally disadvantaged children. Supplemental instruction to improve achievement in basic and advanced skills in reading and math is given individually or in small groups, grades one through ten.

IDEA PART B SCHOOL AGE, PRESCHOOL FUND - These funds are used to account for revenues received from federal grants to pay for "excess costs" required by E.H.A. (Education of all Handicapped Children Act) for educating handicapped students.

TITLE IV-A STUDENT SUPPORT AND ACADEMIC ENRICHMENT FUND – These funds are used to account for the new grant program in the Every Student Succeeds Act (ESSA) focusing on safe and healthy students, and how technology can be integrated into schools to improve teaching and learning in addition to emphasizing access to a well-rounded education that includes a wide variety of disciplines – such as music, the arts, social studies, environmental education, computer science and civics.

CARL PERKINS FUND - This fund is used to account for revenues received for state approved projects funded by the Carl Perkins Vocational & Applied Technology Education Act of 1990.

MEDICAID FUND – This fund is used to track the Medicaid School-Based Services for health related and rehabilitative services provided to students with disabilities who receive services under the IDEA for which the district incurs expenses for and then subsequently receives reimbursement for performed services.

TITLE III ESEA FUND - This fund is used to account for revenues received through the State of Idaho, targeted to benefit Limited English Proficient (LEP) children and migrant youth.

TITLE II-A ESEA FUND - This fund is used to account for revenues received through the State of Idaho, providing staff development programs to encourage highly qualified teachers and assist in student class size reduction.

TITLE IV-A 21st CENTURY FUND - This fund is used to account for revenues received from the State of Idaho to support after-school programs which assist students in additional instructional opportunities and remediation.

HEAD START & TRAINING FUNDS - These funds are used to account for revenues received from federal grants, offering community based comprehensive preschool programs for low income families, with attention given to individual children and their special needs, in addition to training and technical assistance to upgrade staff skills and knowledge.

HEAD START TANF FUND - These funds are used to account for revenues received from the State of Idaho Division of Health & Welfare for four-year old children to participate in the Head Start Temporary Assistance for Needy Families (T.A.N.F.) Program.

TITLE I-D NEGLECTED & DELINQUENT SUBPART 2 FUND – These funds are used to provide prevention and intervention programs for children and youth who are neglected, delinquent, or at-risk.

TITLE IX-A EDUCATION OF HOMELESS CHILDREN & YOUTH – These funds are used to ensure the educational rights and protections for children and youth experiencing homelessness.

VEBA TRUST FUND – These funds are used to account for revenues received from the district to provide employee health care benefits. The Trust was established to offset insurance increases annually until reserves are exhausted. The Trust allows up to $ 175,000 to be used to offset insurance increases, but is not used to fund risk financing activities.

STUDENT ACTIVITY FUNDS – These funds are established to direct and account for monies used to support co-curricular and extra-curricular activities at the secondary schools of the school district.

CORONAVIRUS RELIEF FUND – These funds are used to track the Elementary and Secondary School Emergency Relief (ESSER) monies including the Coronavirus Aid, Relief, and Economic Security (CARES) Act (March 27, 2020), the Coronavirus Response and Relief Supplemental Appropriations (CRRSA – ESSER II) Act, 2021 (December 27, 2020), and the American Rescue Plan (ARP – ESSER III) Act of 2021 (March 11, 2021).

POCATELLO/CHUBBUCK SCHOOL DISTRICT NO. 25
POCATELLO, IDAHO

COMBINING BALANCE SHEET
SPECIAL REVENUE FUNDS

AS OF JUNE 30, 2021

	Federal Forest Fund	Drivers Education Fund	Special Grants Fund	Professional Tech Ed Fund
ASSETS				
Cash	$ 261,228	$ 12,613	$ 51,724	$ 2,032,143
Receivables:				
Federal, state, and other grants	-	-	1,373	-
Total assets	$ 261,228	$ 12,613	$ 53,097	$ 2,032,143
LIABILITIES AND FUND BALANCES				
Liabilities:				
Accounts payable	$ -	$ -	$ -	$ -
Salaries payable	-	-	-	2,274
Fringe benefits payable	-	-	75	706
Due to other funds	-	-	-	-
Unearned revenue	-	-	53,022	2,029,163
Total liabilities	-	-	53,097	2,032,143
Fund balances:				
Restricted	261,228	12,613	-	-
Total fund balances	261,228	12,613	-	-
Total liabilities and fund balances	$ 261,228	$ 12,613	$ 53,097	$ 2,032,143

(CONTINUED)

POCATELLO/CHUBBUCK SCHOOL DISTRICT NO. 25
POCATELLO, IDAHO

COMBINING BALANCE SHEET
SPECIAL REVENUE FUNDS
(CONTINUED)

AS OF JUNE 30, 2021

	State Technology Fund	State Tobacco Tax Fund	Title I-A ESEA Fund	IDEA Part B School Age Fund
ASSETS				
Cash	$ 173,716	$ 120,911	$ -	$ -
Receivables:				
Federal, state, and other grants	-	-	536,891	534,753
Total assets	$ 173,716	$ 120,911	$ 536,891	$ 534,753
LIABILITIES AND FUND BALANCES				
Liabilities:				
Accounts payable	$ -	$ -	$ -	$ -
Salaries payable	10,680	-	217,900	165,212
Fringe Benefits payable	9,592	55	93,197	126,980
Due to other funds	-	-	225,794	242,561
Unearned revenue	-	-	-	-
Total liabilities	20,272	55	536,891	534,753
Fund balances:				
Restricted	153,444	120,856	-	-
Total fund balance	153,444	120,856	-	-
Total liabilities and fund balances	$ 173,716	$ 120,911	$ 536,891	$ 534,753

IDEA Part B Preschool Fund	Title IV-A	Carl Perkins Fund	Medicaid Fund	Title III-A ESSA
$ -	$ -	$ -	$ 3,121	$ -
36,281	93,352	196,693	203,893	148
$ 36,281	$ 93,352	$ 196,693	$ 207,014	$ 148
$ -	$ -	$ -	$ 47,690	$ -
10,419	15,895	8,595	-	-
8,710	5,653	1,916	-	-
17,152	71,804	186,182	159,324	148
-	-	-	-	-
36,281	93,352	196,693	207,014	148
-	-	-	-	-
-	-	-	-	-
$ 36,281	$ 93,352	$ 196,693	$ 207,014	$ 148

'(CONTINUED)

POCATELLO/CHUBBUCK SCHOOL DISTRICT NO. 25
POCATELLO, IDAHO

COMBINING BALANCE SHEET
SPECIAL REVENUE FUNDS
(CONTINUED)

AS OF JUNE 30, 2021

	Title II-A ESEA Fund	Title IV-A 21st Century Fund	Head Start Fund	Head Start Training Grant
ASSETS				
Cash	$ -	$ -	$ -	$ -
Receivables:				
Federal, state, and other grants	95,822	30,079	247,492	1,219
Total assets	$ 95,822	$ 30,079	$ 247,492	$ 1,219
LIABILITIES AND FUND BALANCES				
Liabilities:				
Accounts payable	$ -	$ -	$ -	$ -
Salaries payable	11,401	4,153	136,352	-
Fringe benefits payable	6,131	2,927	53,991	-
Due to other funds	78,290	22,999	57,149	1,219
Unearned revenue	-	-	-	-
Total liabilities	95,822	30,079	247,492	1,219
Fund balances:				
Restricted	-	-	-	-
Total fund balances	-	-	-	-
Total liabilities and fund balances	$ 95,822	$ 30,079	$ 247,492	$ 1,219

Head Start TANF Fund	Title I-D Neg and Del Children	VEBA Trust Fund	Education of Homeless and Youth	Coronavirus Relief Fund	Student Activity Funds
$ -	$ -	$ 906,121	$ -	$ -	$ 2,539,056
53,007	30,324	-	6,221	17,520	-
$ 53,007	$ 30,324	$ 906,121	$ 6,221	$ 17,520	$ 2,539,056
$ -	$ -	$ -	$ -	$ -	$ -
10,375	446	-	-	-	-
5,032	53	-	-	-	-
37,600	29,825	-	6,221	17,520	-
-	-	-	-	-	-
53,007	30,324	-	6,221	17,520	-
-	-	906,121	-	-	2,539,056
-	-	906,121	-	-	2,539,056
$ 53,007	$ 30,324	$ 906,121	$ 6,221	$ 17,520	$ 2,539,056

'(CONTINUED)

POCATELLO/CHUBBUCK SCHOOL DISTRICT NO. 25
POCATELLO, IDAHO

COMBINING BALANCE SHEET
SPECIAL REVENUE FUNDS
(CONTINUED)

AS OF JUNE 30, 2021

	ESSER Fund	ESSER II Fund	Total Nonmajor Special Revenue Funds
ASSETS			
Cash	$ -	$ -	$ 6,100,633
Receivables:			
Federal, state, and other grants	377,295	168,943	2,631,306
Total assets	$ 377,295	$ 168,943	$ 8,731,939
LIABILITIES AND FUND BALANCES			
Liabilities:			
Accounts payable	$ -	$ -	$ 47,690
Salaries payable	4,695	-	598,397
Fringe benefits payable	2,074	-	317,092
Due to other funds	370,526	168,943	1,693,257
Unearned revenue	-	-	2,082,185
Total liabilities	377,295	168,943	4,738,621
Fund balances:			
Restricted	-	-	3,993,318
Total fund balances	-	-	3,993,318
Total liabilities and fund balances	$ 377,295	$ 168,943	$ 8,731,939

POCATELLO/CHUBBUCK SCHOOL DISTRICT NO. 25
POCATELLO, IDAHO

COMBINING STATEMENT OF REVENUES, EXPENDITURES AND CHANGES IN FUND BALANCE
SPECIAL REVENUE FUNDS

FOR THE FISCAL YEAR ENDED JUNE 30, 2020

	Federal Forest Fund	Drivers Education Fund	Special Grants Fund	Professional Tech Ed Fund
REVENUES				
Local sources:				
Earnings on investments	$ -	$ -	$ -	$ -
Fees / other	-	-	26,181	-
Total local sources	-	-	26,181	-
State sources:				
Grants and program reimbursement	-	-	67,796	708,390
Total state sources	-	-	67,796	708,390
Federal sources:				
Grants and program reimbursement	-	-	-	-
Total federal sources	-	-	-	-
Total revenues	-	-	93,977	708,390
EXPENDITURES:				
Current:				
Instruction	-	1,333	25,554	563,484
Support services	-	14	33,000	144,906
Non-instructional	-	-	35,423	-
Total expenditures	-	1,347	93,977	708,390
EXCESS REVENUES (EXPENDITURES)	-	(1,347)	-	-
OTHER FINANCING SOURCES (USES)				
Transfers in (out)	-	-	-	-
Total other financing (uses)	-	-	-	-
NET CHANGE IN FUND BALANCES	-	(1,347)	-	-
FUND BALANCE- BEGINNING RESTATED	261,228	13,960	-	-
FUND BALANCE - ENDING	$ 261,228	$ 12,613	$ -	$ -

(CONTINUED)

POCATELLO/CHUBBUCK SCHOOL DISTRICT NO. 25
POCATELLO, IDAHO

COMBINING STATEMENT OF REVENUES, EXPENDITURES AND CHANGES IN FUND BALANCE
SPECIAL REVENUE FUNDS
(CONTINUED)

FOR THE FISCAL YEAR ENDED JUNE 30, 2021

	State Tech Fund	State Tobacco Tax Fund	Title I-A ESEA Fund	IDEA Part B School Age Fund
REVENUES				
Local sources:				
Earnings on investments	$ -	$ -	$ -	$ -
Fees / other	-	-	-	-
Total local sources	-	-	-	-
State sources:				
Grants and program reimbursement	1,019,508	149,008	-	-
Total state sources	1,019,508	149,008	-	-
Federal sources:				
Grants and program reimbursement	-	-	2,610,777	2,751,378
Total federal sources	-	-	2,610,777	2,751,378
Total revenues	1,019,508	149,008	2,610,777	2,751,378
EXPENDITURES:				
Current:				
Instruction	1,337,595	-	2,259,960	2,684,791
Support services	-	38,914	323,146	66,587
Non-instructional	-	-	27,671	-
Total expenditures	1,337,595	38,914	2,610,777	2,751,378
EXCESS REVENUES (EXPENDITURES)	(318,087)	110,094	-	-
OTHER FINANCING SOURCES (USES)				
Transfers in (out)	-	-	-	-
Total other financing (uses)	-	-	-	-
NET CHANGE IN FUND BALANCES	(318,087)	110,094	-	-
FUND BALANCE- BEGINNING RESTATED	471,531	10,762	-	-
FUND BALANCE - ENDING	$ 153,444	$ 120,856	$ -	$ -

IDEA Part B Preschool Fund	Title IV-A	Carl Perkins Fund	Medicaid Fund	Title III-A ESSA	Title II-A ESEA Fund
$ -	$ -	$ -	$ 394	$ -	$ -
-	-	-	-	-	-
-	-	-	394	-	-
-	-	-	-	-	-
-	-	-	-	-	-
174,805	251,652	196,693	770,832	11,070	442,977
174,805	251,652	196,693	770,832	11,070	442,977
174,805	251,652	196,693	771,226	11,070	442,977
165,218	-	196,693	953,247	6,382	438,507
9,587	251,652	-	-	4,688	4,470
-	-	-	-	-	-
174,805	251,652	196,693	953,247	11,070	442,977
-	-	-	(182,021)	-	-
-	-	-	176,738	-	-
-	-	-	176,738	-	-
-	-	-	(5,283)	-	-
-	-	-	5,283	-	-
$ -	$ -	$ -	$ -	$ -	$ -

(CONTINUED)

POCATELLO/CHUBBUCK SCHOOL DISTRICT NO. 25
POCATELLO, IDAHO

COMBINING STATEMENT OF REVENUES, EXPENDITURES AND CHANGES IN FUND
SPECIAL REVENUE FUNDS
(CONTINUED)

FOR THE FISCAL YEAR ENDED JUNE 30, 2021

	Title IV-A 21st Century Fund	Head Start Fund	Head Start Training Fund	Head Start TANF Fund
REVENUES				
Local sources:				
Earnings on investments	$ -	$ -	$ -	$ -
Fees / other	-	-	-	-
Total local sources	-	-	-	-
State sources:				
Grants and program reimbursement	-	-	-	-
Total state sources	-	-	-	-
Federal sources:				
Grants and program reimbursement	260,597	1,730,919	18,610	124,754
Total federal sources	260,597	1,730,919	18,610	124,754
Total revenues	260,597	1,730,919	18,610	124,754
EXPENDITURES:				
Current:				
Instruction	-	1,471,602	18,422	97,052
Support services	260,597	244,461	188	26,757
Non-instructional	-	14,856	-	945
Total expenditures	260,597	1,730,919	18,610	124,754
EXCESS REVENUES (EXPENDITURES)	-	-	-	-
OTHER FINANCING SOURCES (USES)				
Transfers in (out)	-	-	-	-
Total other financing (uses)	-	-	-	-
NET CHANGE IN FUND BALANCES	-	-	-	-
FUND BALANCE- BEGINNING RESTATED	-	-	-	-
FUND BALANCE - ENDING	$ -	$ -	$ -	$ -

Title I-D Neg and Del Children	VEBA Trust Fund	Education of Homeless and Youth	Coronavirus Relief Fund	Student Activity Funds	ESSERF Fund
$ -	$ 3,181	$ -	$ -	$ -	$ -
-	119,000	-	-	2,371,948	-
-	122,181	-	-	2,371,948	-
-	-	-	-	-	-
-	-	-	-	-	-
79,333	-	12,440	4,549,444	-	1,957,177
79,333	-	12,440	4,549,444	-	1,957,177
79,333	122,181	12,440	4,549,444	2,371,948	1,957,177
-	-	-	2,564,521	-	1,020,492
79,333	440	12,440	1,837,566	-	562,143
-	-	-	-	2,167,717	-
79,333	440	12,440	4,402,087	2,167,717	1,582,635
-	121,741	-	147,357	204,231	374,542
-	-	-	(147,357)	-	(374,542)
-	-	-	(147,357)	-	(374,542)
-	121,741	-	-	204,231	-
-	784,380	-	-	2,334,825	-
$ -	$ 906,121	$ -	$ -	$ 2,539,056	$ -

(CONTINUED)

POCATELLO/CHUBBUCK SCHOOL DISTRICT NO. 25
POCATELLO, IDAHO

COMBINING STATEMENT OF REVENUES, EXPENDITURES AND CHANGES IN FUND BALANCE
SPECIAL REVENUE FUNDS
(CONTINUED)

FOR THE FISCAL YEAR ENDED JUNE 30, 2021

	ESSER II Fund	Total Nonmajor Special Revenue Funds
REVENUES		
Local sources:		
Earnings on investments	$ -	$ 3,575
Fees / other	-	2,517,129
Total local sources	-	2,520,704
State sources:		
Grants and program reimbursement	-	1,944,702
Total state sources	-	1,944,702
Federal sources:		
Grants and program reimbursement	3,760,165	19,703,623
Total federal sources	3,760,165	19,703,623
Total revenues	3,760,165	24,169,029
EXPENDITURES:		
Current:		
Instruction	3,548,322	17,353,175
Support services	211,843	4,112,732
Non-instructional	-	2,246,612
Total expenditures	3,760,165	23,712,519
EXCESS REVENUES (EXPENDITURES)	-	456,510
OTHER FINANCING SOURCES (USES)		
Transfers in (out)	-	(345,161)
Total other financing (uses)		(345,161)
NET CHANGE IN FUND BALANCES	-	111,349
FUND BALANCE- BEGINNING RESTATED	-	3,881,969
FUND BALANCE - ENDING	$ -	$ 3,993,318

POCATELLO/CHUBBUCK SCHOOL DISTRICT NO. 25
POCATELLO, IDAHO

SCHEDULE OF REVENUES, EXPENDITURES AND CHANGES IN FUND BALANCE
BUDGET AND ACTUAL
FEDERAL FOREST FUND

FOR THE FISCAL YEAR ENDED JUNE 30, 2021

	Budget Amounts		Actual	Variance with
REVENUES	Original	Final	Amounts	Final Budget
Federal sources:				
Grants and program reimbursement	$ 24,500	$ 24,500	$ -	$ (24,500)
Total federal sources	24,500	24,500	-	(24,500)
Total revenues	24,500	24,500	-	(24,500)
EXPENDITURES				
Current:				
Instruction:				
Equipment	285,726	285,726	-	285,726
Total instruction	285,726	285,726	-	285,726
Total expenditures	285,726	285,726	-	285,726
NET CHANGE IN FUND BALANCE	(261,226)	(261,226)	-	261,226
FUND BALANCE - BEGINNING	261,226	261,226	261,228	2
FUND BALANCE - ENDING	$ -	$ -	$ 261,228	$ 261,228

POCATELLO/CHUBBUCK SCHOOL DISTRICT NO. 25
POCATELLO, IDAHO

SCHEDULE OF REVENUES, EXPENDITURES AND CHANGES IN FUND BALANCE
BUDGET AND ACTUAL
DRIVER EDUCATION FUND

FOR THE FISCAL YEAR ENDED JUNE 30, 2021

	Budget Amounts		Actual	Variance with
REVENUES	Original	Final	Amounts	Final Budget
Local sources:				
Fees / other	$ 20,000	$ 20,000	$ -	$ (20,000)
Total local sources	20,000	20,000	-	(20,000)
State sources:				
Grants and program reimbursement	11,424	11,424	-	(11,424)
Total state sources	11,424	11,424	-	(11,424)
Total revenues	31,424	31,424	-	(31,424)
EXPENDITURES				
Current:				
Instruction:				
Salaries	12,628	12,628	-	12,628
Fringe benefits	2,495	2,495	-	2,495
Purchased services	800	800	-	800
Supplies and materials	9,702	9,702	18	9,684
Equipment	3,811	3,811	-	3,811
Insurance	1,238	1,238	1,315	(77)
Total instruction	30,674	30,674	1,333	29,341
Support services:				
Purchased services	750	750	14	736
Total support services	750	750	14	736
Total expenditures	31,424	31,424	1,347	30,077
NET CHANGE IN FUND BALANCE	-	-	(1,347)	(1,347)
FUND BALANCE - BEGINNING	-	-	13,960	13,960
FUND BALANCE - ENDING	$ -	$ -	$ 12,613	$ 12,613

POCATELLO/CHUBBUCK SCHOOL DISTRICT NO. 25
POCATELLO, IDAHO

SCHEDULE OF REVENUES, EXPENDITURES AND CHANGES IN FUND BALANCE
BUDGET AND ACTUAL
SPECIAL GRANTS FUND

FOR THE FISCAL YEAR ENDED JUNE 30, 2021

	Budget Amounts		Actual	Variance with
REVENUES	Original	Final	Amounts	Final Budget
Local sources:				
Fees / other	$ 26,602	$ 54,705	$ 26,181	$ (28,524)
Total local sources	26,602	54,705	26,181	(28,524)
State sources:				
Grants and program reimbursement	32,697	42,402	67,796	25,394
Total state sources	32,697	42,402	67,796	25,394
Total revenues	59,299	97,107	93,977	(3,130)
EXPENDITURES				
Current:				
Instruction:				
Salaries	6,400	6,400	-	6,400
Fringe benefits	1,636	1,636	-	1,636
Purchased services	1,500	2,656	1,500	1,156
Supplies and materials	38,274	38,977	24,054	14,923
Equipment	1,990	1,990	-	1,990
Total instruction	49,800	51,659	25,554	26,105
Support services:				
Salaries	-	-	30,529	(30,529)
Fringe benefits	-	-	2,548	(2,548)
Purchased services	8,916	8,916	(273)	9,189
Supplies and materials	583	828	196	632
Equipment	-	-	-	-
Total support services	9,499	9,744	33,000	(23,256)
Non-instruction:				
Supplies and materials	-	25,000	25,000	-
Equipment	-	10,704	10,423	281
Total non-instruction	-	35,704	35,423	281
Total expenditures	59,299	97,107	93,977	3,130
NET CHANGE IN FUND BALANCE	-	-	-	-
FUND BALANCE - BEGINNING	-	-	-	-
FUND BALANCE - ENDING	$ -	$ -	$ -	$ -

POCATELLO/CHUBBUCK SCHOOL DISTRICT NO. 25
POCATELLO, IDAHO

SCHEDULE OF REVENUES, EXPENDITURES AND CHANGES IN FUND BALANCE
BUDGET AND ACTUAL
PROFESSIONAL - TECHNICAL EDUCATION FUND

FOR THE FISCAL YEAR ENDED JUNE 30, 2021

	Budget Amounts		Actual	Variance with
REVENUES	Original	Final	Amounts	Final Budget
State sources:				
Grants and program reimbursement	$ 2,093,626	$ 2,737,569	$ 708,390	$ (2,029,179)
Total state sources	2,093,626	2,737,569	708,390	(2,029,179)
Total revenues	2,093,626	2,737,569	708,390	(2,029,179)
EXPENDITURES				
Current:				
Instruction:				
Salaries	100,430	100,430	6,024	94,406
Fringe benefits	-	-	2,469	(2,469)
Purchased services	210,825	194,850	60,454	134,396
Supplies and materials	1,354,774	1,810,742	255,603	1,555,139
Equipment	295,855	499,835	238,934	260,901
Total instruction	1,961,884	2,605,857	563,484	2,042,373
Support services:				
Salaries	105,943	105,943	108,541	(2,598)
Fringe benefits	25,769	25,769	36,365	(10,596)
Total support services	131,712	131,712	144,906	(13,194)
Total expenditures	2,093,596	2,737,569	708,390	2,029,179
NET CHANGE IN FUND BALANCE	-	-	-	-
FUND BALANCE - BEGINNING	-	-	-	-
FUND BALANCE - ENDING	$ -	$ -	$ -	$ -

POCATELLO/CHUBBUCK SCHOOL DISTRICT NO. 25
POCATELLO, IDAHO

SCHEDULE OF REVENUES, EXPENDITURES AND CHANGES IN FUND BALANCE
BUDGET AND ACTUAL
STATE TECHNOLOGY FUND

FOR THE FISCAL YEAR ENDED JUNE 30, 2021

	Budget Amounts		Actual	Variance with
REVENUES	Original	Final	Amounts	Final Budget
State sources:				
Grants and program reimbursement	$ 1,020,812	$ 852,531	$ 1,019,508	$ 166,977
Total state sources	1,020,812	852,531	1,019,508	166,977
Federal sources:				
Grants and program reimbursement	65,000	65,000	-	(65,000)
Total state sources	65,000	65,000	-	(65,000)
Total revenues	1,085,812	917,531	1,019,508	101,977
EXPENDITURES				
Current:				
Instruction:				
Salaries	252,937	252,937	238,960	13,977
Fringe benefits	131,539	131,539	128,938	2,601
Purchased services	150,000	30,000	31,903	(1,903)
Equipment	989,336	941,055	937,794	3,261
Total instruction	1,523,812	1,355,531	1,337,595	17,936
Total expenditures	1,523,812	1,355,531	1,337,595	17,936
EXCESS REVENUES	(438,000)	(438,000)	(318,087)	119,913
OTHER FINANCING SOURCES (USES)				
Transfers in	138,000	138,000	-	(138,000)
Total other financing	138,000	138,000	-	(138,000)
NET CHANGE IN FUND BALANCE	(300,000)	(300,000)	(318,087)	(18,087)
FUND BALANCE - BEGINNING	300,000	300,000	471,531	171,531
FUND BALANCE - ENDING	$ -	$ -	$ 153,444	$ 153,444

POCATELLO/CHUBBUCK SCHOOL DISTRICT NO. 25
POCATELLO, IDAHO

SCHEDULE OF REVENUES, EXPENDITURES AND CHANGES IN FUND BALANCE
BUDGET AND ACTUAL
STATE TOBACCO TAX

FOR THE FISCAL YEAR ENDED JUNE 30, 2021

	Budget Amounts		Actual	Variance with
REVENUES	Original	Final	Amounts	Final Budget
State sources:				
Grants and program reimbursement	$ 151,786	$ 159,769	$ 149,008	$ (10,761)
Total state sources	151,786	159,769	149,008	(10,761)
Total revenues	151,786	159,769	149,008	(10,761)
EXPENDITURES				
Current:				
Support services:				
Salaries	10,000	10,000	16,247	(6,247)
Fringe benefits	1,976	1,976	3,183	(1,207)
Purchased services	124,840	131,840	3,447	128,393
Supplies and materials	14,970	15,953	16,037	(84)
Total support services	151,786	159,769	38,914	120,855
Total expenditures	151,786	159,769	38,914	120,855
NET CHANGE IN FUND BALANCE	-	-	110,094	110,094
FUND BALANCE - BEGINNING	-	-	10,762	10,762
FUND BALANCE - ENDING	$ -	$ -	$ 120,856	$ 120,856

POCATELLO/CHUBBUCK SCHOOL DISTRICT NO. 25
POCATELLO, IDAHO

SCHEDULE OF REVENUES, EXPENDITURES AND CHANGES IN FUND BALANCE
BUDGET AND ACTUAL
TITLE I-A ESEA FUND

FOR THE FISCAL YEAR ENDED JUNE 30, 2021

	Budget Amounts		Actual	Variance with
REVENUES	Original	Final	Amounts	Final Budget
Federal sources:				
Grants and program reimbursement	$ 3,097,008	$ 4,704,616	$ 2,610,777	$ (2,093,839)
Total federal sources	3,097,008	4,704,616	2,610,777	(2,093,839)
Total revenues	3,097,008	4,704,616	2,610,777	(2,093,839)
EXPENDITURES				
Current:				
Instruction:				
Salaries	1,360,791	1,360,791	1,317,416	43,375
Fringe benefits	733,965	733,965	554,884	179,081
Purchased services	1,500	17,368	16,889	479
Supplies and materials	241,963	832,297	250,653	581,644
Equipment	200,000	700,000	120,118	579,882
Total instruction	2,538,219	3,644,421	2,259,960	1,384,461
Support services:				
Salaries	239,891	246,297	207,881	38,416
Fringe benefits	87,469	87,469	73,578	13,891
Purchased services	185,700	680,700	40,743	639,957
Supplies and materials	10,000	10,000	944	9,056
Total support services	523,060	1,024,466	323,146	701,320
Non-instruction:				
Salaries	3,000	3,000	171	2,829
Fringe benefits	593	593	34	559
Purchased services	32,136	32,136	27,466	4,670
Total non-instruction	35,729	35,729	27,671	8,058
Total expenditures	3,097,008	4,704,616	2,610,777	2,093,839
NET CHANGE IN FUND BALANCE	-	-	-	-
FUND BALANCE - BEGINNING	-	-	-	-
FUND BALANCE - ENDING	$ -	$ -	$ -	$ -

POCATELLO/CHUBBUCK SCHOOL DISTRICT NO. 25
POCATELLO, IDAHO

SCHEDULE OF REVENUES, EXPENDITURES AND CHANGES IN FUND BALANCE
BUDGET AND ACTUAL
IDEA PART B SCHOOL AGE FUND

FOR THE FISCAL YEAR ENDED JUNE 30, 2021

	Budget Amounts		Actual	Variance with
REVENUES	Original	Final	Amounts	Final Budget
Federal sources:				
Grants and program reimbursement	$ 2,678,433	$ 2,811,290	$ 2,751,378	$ (59,912)
Total federal sources	2,678,433	2,811,290	2,751,378	(59,912)
Total revenues	2,678,433	2,811,290	2,751,378	(59,912)
EXPENDITURES				
Current:				
Instruction:				
Salaries	1,514,365	1,514,365	1,502,391	11,974
Fringe benefits	1,139,745	1,139,745	1,104,468	35,277
Purchased services	-	12,000	11,480	520
Supplies and materials	-	70,763	58,115	12,648
Equipment	-	12,000	8,337	3,663
Total instruction	2,654,110	2,748,873	2,684,791	64,082
Support services:				
Salaries	17,953	17,953	18,178	(225)
Fringe benefits	6,370	6,370	7,704	(1,334)
Purchased services	-	38,094	40,705	(2,611)
Total support services	24,323	62,417	66,587	(4,170)
Total expenditures	2,678,433	2,811,290	2,751,378	59,912
NET CHANGE IN FUND BALANCE	-	-	-	-
FUND BALANCE - BEGINNING	-	-	-	-
FUND BALANCE - ENDING	$ -	$ -	$ -	$ -

POCATELLO/CHUBBUCK SCHOOL DISTRICT NO. 25
POCATELLO, IDAHO

SCHEDULE OF REVENUES, EXPENDITURES AND CHANGES IN FUND BALANCE
BUDGET AND ACTUAL
IDEA PART B PRESCHOOL FUND

FOR THE FISCAL YEAR ENDED JUNE 30, 2021

	Budget Amounts		Actual	Variance with
REVENUES	Original	Final	Amounts	Final Budget
Federal sources:				
Grants and program reimbursement	$ 109,016	$ 215,337	$ 174,805	$ (40,532)
Total federal sources	109,016	215,337	174,805	(40,532)
Total revenues	109,016	215,337	174,805	(40,532)
EXPENDITURES				
Current:				
Instruction:				
Salaries	58,760	58,760	71,066	(12,306)
Fringe benefits	50,256	50,256	60,336	(10,080)
Supplies and materials	-	41,513	26,165	15,348
Equipment	-	30,000	7,651	22,349
Total instruction	109,016	180,529	165,218	15,311
Support services:				
Purchased services	-	34,808	9,587	25,221
Total support services	-	34,808	9,587	25,221
Total expenditures	109,016	215,337	174,805	40,532
NET CHANGE IN FUND BALANCE	-	-	-	-
FUND BALANCE - BEGINNING	-	-	-	-
FUND BALANCE - ENDING	$ -	$ -	$ -	$ -

POCATELLO/CHUBBUCK SCHOOL DISTRICT NO. 25
POCATELLO, IDAHO

SCHEDULE OF REVENUES, EXPENDITURES AND CHANGES IN FUND BALANCE
BUDGET AND ACTUAL
TITLE IV-A

FOR THE FISCAL YEAR ENDED JUNE 30, 2021

	Budget Amounts		Actual	Variance with
REVENUES	Original	Final	Amounts	Final Budget
Federal sources:				
Grants and program reimbursement	$ 252,764	$ 477,799	$ 251,652	$ (226,147)
Total federal sources	252,764	477,799	251,652	(226,147)
Total revenues	252,764	477,799	251,652	(226,147)
EXPENDITURES				
Current:				
Support services:				
Salaries	45,002	116,322	110,471	5,851
Fringe benefits	20,314	75,174	58,902	16,272
Purchased services	61,521	61,521	7,513	54,008
Supplies and materials	48,881	147,736	69,846	77,890
Equipment	77,046	77,046	4,920	72,126
Total support services	252,764	477,799	251,652	226,147
NET CHANGE IN FUND BALANCE	-	-	-	-
FUND BALANCE - BEGINNING	-	-	-	-
FUND BALANCE - ENDING	$ -	$ -	$ -	$ -

POCATELLO/CHUBBUCK SCHOOL DISTRICT NO. 25
POCATELLO, IDAHO

SCHEDULE OF REVENUES, EXPENDITURES AND CHANGES IN FUND BALANCE
BUDGET AND ACTUAL
CARL PERKINS FUND

FOR THE FISCAL YEAR ENDED JUNE 30, 2021

	Budget Amounts		Actual	Variance with
REVENUES	Original	Final	Amounts	Final Budget
Federal sources:				
Grants and program reimbursement	$ 186,178	$ 196,693	$ 196,693	$ -
Total federal sources	186,178	196,693	196,693	-
Total revenues	186,178	196,693	196,693	-
EXPENDITURES				
Current:				
Instruction:				
Salaries	53,014	69,364	71,152	(1,788)
Fringe benefits	10,479	14,537	12,752	1,785
Purchased services	35,000	8,752	8,749	3
Equipment	-	6,612	6,612	-
Supplies and materials	87,685	97,428	97,428	-
Total instruction	186,178	196,693	196,693	-
Total expenditures	186,178	196,693	196,693	-
NET CHANGE IN FUND BALANCE	-	-	-	-
FUND BALANCE - BEGINNING	-	-	-	-
FUND BALANCE - ENDING	$ -	$ -	$ -	$ -

POCATELLO/CHUBBUCK SCHOOL DISTRICT NO. 25
POCATELLO, IDAHO

SCHEDULE OF REVENUES, EXPENDITURES AND CHANGES IN FUND BALANCE
BUDGET AND ACTUAL
MEDICAID FUND

FOR THE FISCAL YEAR ENDED JUNE 30, 2021

	Budget Amounts		Actual	Variance with
REVENUES	Original	Final	Amounts	Final Budget
Federal sources:				
Grants and program reimbursement	$ 650,000	$ 650,000	$ 770,832	$ 120,832
Total federal sources	650,000	650,000	770,832	120,832
Local sources:				
Earnings on investments	-	-	394	394
Total revenues	650,000	650,000	771,226	121,226
EXPENDITURES				
Current:				
Instruction:				
Purchased services	825,000	825,000	953,247	(128,247)
Total instruction	825,000	825,000	953,247	(128,247)
Total expenditures	825,000	825,000	953,247	(128,247)
EXCESS REVENUES	(175,000)	(175,000)	(182,021)	(7,021)
OTHER FINANCING SOURCES (USES)				
Transfers in	175,000	175,000	176,738	(1,738)
Total other financing	175,000	175,000	176,738	(1,738)
NET CHANGE IN FUND BALANCE	-	-	(5,283)	(5,283)
FUND BALANCE - BEGINNING	-	-	5,283	5,283
FUND BALANCE - ENDING	$ -	$ -	$ -	$ -

POCATELLO/CHUBBUCK SCHOOL DISTRICT NO. 25
POCATELLO, IDAHO

SCHEDULE OF REVENUES, EXPENDITURES AND CHANGES IN FUND BALANCE
BUDGET AND ACTUAL
TITLE III-A ESSA

FOR THE FISCAL YEAR ENDED JUNE 30, 2021

	Budget Amounts		Actual	Variance with
REVENUES	Original	Final	Amounts	Final Budget
Federal sources:				
Grants and program reimbursement	$ 13,943	$ 17,352	$ 11,070	$ (6,282)
Total federal sources	13,943	17,352	11,070	(6,282)
Total revenues	13,943	17,352	11,070	(6,282)
EXPENDITURES				
Current:				
Instruction:				
Supplies and materials	5,135	6,604	6,382	222
Total instruction	5,135	6,604	6,382	222
Support Services:				
Purchased services	6,508	6,508	448	6,060
Equipment	2,300	4,240	4,240	-
Total support services	8,808	10,748	4,688	6,060
Total expenditures	13,943	17,352	11,070	6,282
NET CHANGE IN FUND BALANCE	-	-	-	-
FUND BALANCE - BEGINNING	-	-	-	-
FUND BALANCE - ENDING	$ -	$ -	$ -	$ -

POCATELLO/CHUBBUCK SCHOOL DISTRICT NO. 25
POCATELLO, IDAHO

SCHEDULE OF REVENUES, EXPENDITURES AND CHANGES IN FUND BALANCE
BUDGET AND ACTUAL
TITLE II-A ESEA FUND

FOR THE FISCAL YEAR ENDED JUNE 30, 2021

	Budget Amounts		Actual	Variance with
REVENUES	Original	Final	Amounts	Final Budget
Federal sources:				
Grants and program reimbursement	$ 487,500	$ 563,404	$ 442,977	$ (120,427)
Total federal sources	487,500	563,404	442,977	(120,427)
Total revenues	487,500	563,404	442,977	(120,427)
EXPENDITURES				
Current:				
Instruction:				
Salaries	290,625	290,625	212,153	78,472
Fringe benefits	84,974	84,974	70,216	14,758
Purchased services	107,187	183,091	156,138	26,953
Total instruction	482,786	558,690	438,507	120,183
Support services:				
Purchased services	4,714	4,714	4,470	244
Total support services	4,714	4,714	4,470	244
Total expenditures	487,500	563,404	442,977	120,427
NET CHANGE IN FUND BALANCE	-	-	-	-
FUND BALANCE - BEGINNING	-	-	-	-
FUND BALANCE - ENDING	$ -	$ -	$ -	$ -

POCATELLO/CHUBBUCK SCHOOL DISTRICT NO. 25
POCATELLO, IDAHO

SCHEDULE OF REVENUES, EXPENDITURES AND CHANGES IN FUND BALANCE
BUDGET AND ACTUAL
TITLE IV-A 21ST CENTURY FUND

FOR THE FISCAL YEAR ENDED JUNE 30, 2021

	Budget Amounts		Actual	Variance with
REVENUES	Original	Final	Amounts	Final Budget
Federal sources:				
Grants and program reimbursement	$ 282,288	$ 284,288	$ 260,597	$ (23,691)
Total federal sources	282,288	284,288	260,597	(23,691)
Total revenues	282,288	284,288	260,597	(23,691)
EXPENDITURES				
Current:				
Support services:				
Salaries	222,834	219,634	202,619	17,015
Fringe benefits	31,358	31,358	31,503	(145)
Purchased services	14,533	12,846	10,448	2,398
Supplies and materials	8,403	14,490	10,225	4,265
Equipment	5,160	5,960	5,802	158
Total support services	282,288	284,288	260,597	23,691
Total expenditures	282,288	284,288	260,597	23,691
NET CHANGE IN FUND BALANCE	-	-	-	-
FUND BALANCE - BEGINNING	-	-	-	-
FUND BALANCE - ENDING	$ -	$ -	$ -	$ -

POCATELLO/CHUBBUCK SCHOOL DISTRICT NO. 25
POCATELLO, IDAHO

SCHEDULE OF REVENUES, EXPENDITURES AND CHANGES IN FUND BALANCE
BUDGET AND ACTUAL
HEAD START FUND

FOR THE FISCAL YEAR ENDED JUNE 30, 2021

	Budget Amounts		Actual	Variance with
REVENUES	Original	Final	Amounts	Final Budget
Federal sources:				
Grants and program reimbursement	$ 2,359,597	$ 2,461,789	$ 1,730,919	$ (730,870)
Total federal sources	2,359,597	2,461,789	1,730,919	(730,870)
Total revenues	2,359,597	2,461,789	1,730,919	(730,870)
EXPENDITURES				
Current:				
Instruction:				
Salaries	1,135,367	1,177,953	982,800	195,153
Fringe benefits	481,885	525,837	422,388	103,449
Purchased services	7,081	7,146	663	6,483
Supplies and materials	69,691	85,488	63,502	21,986
Insurance judgement	2,385	2,385	2,249	136
Total instruction	1,696,409	1,798,809	1,471,602	327,207
Support services:				
Salaries	164,169	164,169	143,601	20,568
Fringe benefits	68,013	68,013	57,032	10,981
Purchased services	54,541	56,012	42,043	13,969
Supplies and materials	360	1,448	1,785	(337)
Equipment	352,800	352,800	-	352,800
Total support services	639,883	642,442	244,461	397,981
Non-instruction:				
Purchased services	15,840	16,900	11,306	5,594
Supplies and materials	7,465	3,638	3,550	88
Total non-instruction	23,305	20,538	14,856	5,682
Total expenditures	2,359,597	2,461,789	1,730,919	730,870
NET CHANGE IN FUND BALANCE	-	-	-	-
FUND BALANCE - BEGINNING	-	-	-	-
FUND BALANCE - ENDING	$ -	$ -	$ -	$ -

POCATELLO/CHUBBUCK SCHOOL DISTRICT NO. 25
POCATELLO, IDAHO

SCHEDULE OF REVENUES, EXPENDITURES AND CHANGES IN FUND BALANCE
BUDGET AND ACTUAL
HEAD START TRAINING GRANT

FOR THE FISCAL YEAR ENDED JUNE 30, 2021

	Budget Amounts		Actual	Variance with
REVENUES	Original	Final	Amounts	Final Budget
Federal sources:				
Grants and program reimbursement	$ 21,178	$ 21,178	$ 18,610	$ (2,568)
Total federal sources	21,178	21,178	18,610	(2,568)
Total revenues	21,178	21,178	18,610	(2,568)
EXPENDITURES				
Current:				
Instruction:				
Purchased services	20,962	20,962	18,422	2,540
Total instruction	20,962	20,962	18,422	2,540
Support services:				
Purchased services	216	216	188	28
Total support services	216	216	188	28
Total expenditures	21,178	21,178	18,610	2,568
NET CHANGE IN FUND BALANCE	-	-	-	-
FUND BALANCE - BEGINNING	-	-	-	-
FUND BALANCE - ENDING	$ -	$ -	$ -	$ -

POCATELLO/CHUBBUCK SCHOOL DISTRICT NO. 25
POCATELLO, IDAHO

SCHEDULE OF REVENUES, EXPENDITURES AND CHANGES IN FUND BALANCE
BUDGET AND ACTUAL
HEAD START TANF GRANT

FOR THE FISCAL YEAR ENDED JUNE 30, 2021

	Budget Amounts		Actual	Variance with
REVENUES	Original	Final	Amounts	Final Budget
Federal sources:				
Grants and program reimbursement	$ 145,264	$ 145,264	$ 124,754	$ (20,510)
Total federal sources	145,264	145,264	124,754	(20,510)
Total revenues	145,264	145,264	124,754	(20,510)
EXPENDITURES				
Current:				
Instruction:				
Salaries	74,012	74,012	66,669	7,343
Fringe benefits	30,182	30,182	25,839	4,343
Purchased services	435	435	39	396
Supplies and materials	6,832	6,832	4,325	2,507
Insurance judgement	70	70	180	(110)
Total instruction	111,531	111,531	97,052	14,479
Support services:				
Salaries	14,769	14,769	12,365	2,404
Fringe benefits	6,097	6,097	4,941	1,156
Purchased services	10,805	10,648	9,340	1,308
Supplies and materials	20	130	111	19
Total support services	31,691	31,644	26,757	4,887
Non-instruction:				
Purchased services	1,295	1,388	662	726
Supplies and materials	747	701	283	418
Total non-instruction	2,042	2,089	945	1,144
Total expenditures	145,264	145,264	124,754	20,510
NET CHANGE IN FUND BALANCE	-	-	-	-
FUND BALANCE - BEGINNING	-	-	-	-
FUND BALANCE - ENDING	$ -	$ -	$ -	$ -

POCATELLO/CHUBBUCK SCHOOL DISTRICT NO. 25
POCATELLO, IDAHO

SCHEDULE OF REVENUES, EXPENDITURES AND CHANGES IN FUND BALANCE
BUDGET AND ACTUAL
TITLE I-D NEGLECTED AND DELINQUENT CHILDREN

FOR THE FISCAL YEAR ENDED JUNE 30, 2021

	Budget Amounts		Actual	Variance with
REVENUES	Original	Final	Amounts	Final Budget
Federal sources:				
Grants and program reimbursement	$ 67,000	$ 113,090	$ 79,333	$ (33,757)
Total federal sources	67,000	113,090	79,333	(33,757)
Total revenues	67,000	113,090	79,333	(33,757)
EXPENDITURES				
Current:				
Support services:				
Salaries	15,703	23,759	13,732	10,027
Fringe benefits	14,021	18,465	5,513	12,952
Purchased services	22,422	25,290	14,591	10,699
Supplies and materials	10,000	37,722	7,169	30,553
Equipment	4,854	7,854	38,328	(30,474)
Total support services	67,000	113,090	79,333	33,757
Total expenditures	67,000	113,090	79,333	33,757
NET CHANGE IN FUND BALANCE	-	-	-	-
FUND BALANCE - BEGINNING	-	-	-	-
FUND BALANCE - ENDING	$ -	$ -	$ -	$ -

POCATELLO/CHUBBUCK SCHOOL DISTRICT NO. 25
POCATELLO, IDAHO

SCHEDULE OF REVENUES, EXPENDITURES AND CHANGES IN FUND BALANCE
BUDGET AND ACTUAL
VEBA INSURANCE TRUST

FOR THE FISCAL YEAR ENDED JUNE 30, 2021

	Budget Amounts		Actual	Variance with
REVENUES	Original	Final	Amounts	Final Budget
Local sources:				
Earnings on investments	$ 10,000	$ 10,000	$ 3,181	$ (6,819)
Other local revenue	110,000	110,000	119,000	9,000
Total local sources	120,000	120,000	122,181	2,181
Total revenues	120,000	120,000	122,181	2,181
EXPENDITURES				
Current:				
Support services:				
Purchased services	400	400	440	(40)
Total support services	400	400	440	(40)
Total expenditures	400	400	440	(40)
NET CHANGE IN FUND BALANCE	119,600	119,600	121,741	2,141
FUND BALANCE - BEGINNING	(119,600)	(119,600)	784,380	903,980
FUND BALANCE - ENDING	$ -	$ -	$ 906,121	$ 906,121

POCATELLO/CHUBBUCK SCHOOL DISTRICT NO. 25
POCATELLO, IDAHO

SCHEDULE OF REVENUES, EXPENDITURES AND CHANGES IN FUND BALANCE
BUDGET AND ACTUAL
EDUCATION OF HOMELESS AND YOUTH

FOR THE FISCAL YEAR ENDED JUNE 30, 2021

	Budget Amounts		Actual	Variance with
REVENUES	Original	Final	Amounts	Final Budget
Federal sources:				
Grants and program reimbursement	$ -	$ 12,440	$ 12,440	$ -
Total federal sources	-	12,440	12,440	-
Total revenues	-	12,440	12,440	-
EXPENDITURES				
Current:				
Support services:				
Salaries	-	7,233	1,075	6,158
Fringe benefits	-	2,207	217	1,990
Supplies and materials	-	3,000	11,148	(8,148)
Total support services	-	12,440	12,440	-
Total expenditures	-	-	12,440	-
NET CHANGE IN FUND BALANCE	-	-	-	-
FUND BALANCE - BEGINNING	-	-	-	-
FUND BALANCE - ENDING	$ -	$ -	$ -	$ -

POCATELLO/CHUBBUCK SCHOOL DISTRICT NO. 25
POCATELLO, IDAHO

SCHEDULE OF REVENUES, EXPENDITURES AND CHANGES IN FUND BALANCE
BUDGET AND ACTUAL
CORONAVIRUS RELIEF FUND

FOR THE FISCAL YEAR ENDED JUNE 30, 2021

	Budget Amounts		Actual	Variance with
REVENUES	Original	Final	Amounts	Final Budget
Federal sources:				
Grants and program reimbursement	$ -	$ 444,028	$ 4,549,444	$ 4,105,416
Total federal sources	-	444,028	4,549,444	4,105,416
Total revenues	-	444,028	4,549,444	4,105,416
EXPENDITURES				
Current:				
Instruction:				
Supplies and materials	-	-	323,701	(323,701)
Equipment	-	444,028	2,240,820	(1,796,792)
Total instruction	-	444,028	2,564,521	(2,120,493)
Support services:				
Salaries	-	-	1,464,724	(1,464,724)
Fringe benefits	-	-	326,036	(326,036)
Purchased services	-	-	46,424	(46,424)
Supplies and materials	-	-	382	(382)
Total support services	-	-	1,837,566	(1,837,566)
Total expenditures	-	444,028	4,402,087	(3,958,059)
EXCESS REVENUES	-	-	147,357	147,357
OTHER FINANCING SOURCES (USES)				
Transfers in (out)	-	-	(147,357)	(147,357)
Total other financing	-	-	(147,357)	(147,357)
NET CHANGE IN FUND BALANCE	-	-	-	-
FUND BALANCE - BEGINNING	-	-	-	-
FUND BALANCE - ENDING	$ -	$ -	$ -	$ -

POCATELLO/CHUBBUCK SCHOOL DISTRICT NO. 25
POCATELLO, IDAHO

SCHEDULE OF REVENUES, EXPENDITURES AND CHANGES IN FUND BALANCE
BUDGET AND ACTUAL
STUDENT ACTIVITY FUNDS

FOR THE FISCAL YEAR ENDED JUNE 30, 2021

	Budget Amounts		Actual	Variance with
REVENUES	Original	Final	Amounts	Final Budget
Local sources:				
Other local revenue	$ -	$ -	$ 2,371,948	$ 2,371,948
Total local sources	-	-	2,371,948	2,371,948
Total revenues	-	-	2,371,948	2,371,948
EXPENDITURES				
Current:				
Non-instruction:				
Supplies and materials	-	-	2,167,717	(2,167,717)
Total non-instruction	-	-	2,167,717	(2,167,717)
Total expenditures	-	-	2,167,717	(2,167,717)
NET CHANGE IN FUND BALANCE	-	-	204,231	204,231
FUND BALANCE - BEGINNING	-	-	2,334,825	2,334,825
FUND BALANCE - ENDING	$ -	$ -	$ 2,539,056	$ 2,539,056

POCATELLO/CHUBBUCK SCHOOL DISTRICT NO. 25
POCATELLO, IDAHO

SCHEDULE OF REVENUES, EXPENDITURES AND CHANGES IN FUND BALANCE
BUDGET AND ACTUAL
ESSER I FUND

FOR THE FISCAL YEAR ENDED JUNE 30, 2021

	Budget Amounts		Actual	Variance with
REVENUES	Original	Final	Amounts	Final Budget
Federal sources:				
Grants and program reimbursement	$ -	$ -	$ 1,957,177	$ 1,957,177
Total federal sources	-	-	1,957,177	1,957,177
Total revenues	-	-	1,957,177	1,957,177
EXPENDITURES				
Current:				
Instruction:				
Supplies and materials	-	-	445,417	(445,417)
Equipment	-	-	575,075	(575,075)
Total instruction	-	-	1,020,492	(1,020,492)
Support services:				
Salaries	-	-	462,687	(462,687)
Fringe benefits	-	-	99,456	(99,456)
Total support services	-	-	562,143	(562,143)
Total expenditures	-	-	1,582,635	(1,582,635)
EXCESS REVENUES	-	-	374,542	374,542
OTHER FINANCING SOURCES (USES)				
Transfers in (out)	-	-	(374,542)	(374,542)
Total other financing	-	-	(374,542)	(374,542)
NET CHANGE IN FUND BALANCE	-	-	-	-
FUND BALANCE - BEGINNING	-	-	-	-
FUND BALANCE - ENDING	$ -	$ -	$ -	$ -

POCATELLO/CHUBBUCK SCHOOL DISTRICT NO. 25
POCATELLO, IDAHO

SCHEDULE OF REVENUES, EXPENDITURES AND CHANGES IN FUND BALANCE
BUDGET AND ACTUAL
ESSER II FUND

FOR THE FISCAL YEAR ENDED JUNE 30, 2021

	Budget Amounts		Actual	Variance with
REVENUES	Original	Final	Amounts	Final Budget
Federal sources:				
Grants and program reimbursement	$ -	$ -	$ 3,760,165	$ 3,760,165
Total federal sources	-	-	3,760,165	3,760,165
Total revenues	-	-	3,760,165	3,760,165
EXPENDITURES				
Current:				
Instruction:				
Salaries	-	-	2,322,510	(2,322,510)
Fringe benefits	-	-	898,655	(898,655)
Supplies and materials	-	-	281,359	(281,359)
Equipment	-	-	45,798	(45,798)
Total instruction	-	-	3,548,322	(3,548,322)
Support services:				
Salaries	-	-	-	-
Fringe benefits	-	-	-	-
Purchased services	-	-	211,843	(211,843)
Total support services	-	-	211,843	(211,843)
Total expenditures	-	-	3,760,165	(3,760,165)
NET CHANGE IN FUND BALANCE	-	-	-	-
FUND BALANCE - BEGINNING	-	-	-	-
FUND BALANCE - ENDING	$ -	$ -	$ -	$ -

THINK LEARN BE
MORE
TOGETHER
POCATELLO/CHUBBUCK
SCHOOL DISTRICT 25

FIDUCIARY FUNDS

Fiduciary funds are used to account for contributor and donator expenses and account balances of the various schools' Education Foundations. The District acts in a fiduciary capacity for the following foundations:

- Pocatello Education Foundation
- Century High School Education Foundation
- Highland High School Education Foundation
- Pocatello High School Education Foundation

POCATELLO/CHUBBUCK SCHOOL DISTRICT NO. 25
POCATELLO, IDAHO

COMBINING SCHEDULE OF CHANGES IN FIDUCIARY NET POSITION
EDUCATION FOUNDATION TRUST FUNDS

FOR THE FISCAL YEAR ENDED JUNE 30, 2021

	Pocatello Education Foundation	Century High School Foundation	Highland High School Foundation	Pocatello High School Foundation	Total Education Foundation Trust Funds
ADDITIONS					
Private donations	$ 220,705	$ 5,623	$ 6,271	$ 19,443	$ 252,042
Interest income	42,802	4	272	1,022	44,100
Total additions	263,507	5,627	6,543	20,465	296,142
DEDUCTIONS					
Grants awarded	114,836	5,712	3,684	9,385	133,617
Administrative expenses	73,164	-	42	500	73,706
Total deductions	188,000	5,712	3,726	9,885	207,323
CHANGE IN NET POSITION	75,507	(85)	2,817	10,580	88,819
NET POSITION-BEGINNING	1,887,113	21,542	35,832	81,584	2,026,071
NET POSITION-ENDING	$ 1,962,620	$ 21,457	$ 38,649	$ 92,164	$ 2,114,890

THINK LEARN BE
MORE
TOGETHER
POCATELLO/CHUBBUCK
SCHOOL DISTRICT 25

STATISTICAL SECTION

Statistical tables differ from financial statements because they usually cover more than one fiscal year and may present non-accounting data. These tables reflect social and economic data, financial trends, and fiscal capacity of the District.

POCATELLO/CHUBBUCK SCHOOL DISTRICT NO. 25
POCATELLO, IDAHO

STATISTICAL SECTION

This part of the Pocatello/Chubbuck School District's No. 25 annual comprehensive financial report presents detail information as a context for understanding what the information in the financial statements, notes disclosures and required supplementary information says about the District's overall financial health.

Contents **Page**

Financial Trends
These schedules contain trend information to help the reader understand how the District's financial performance and well-being have changed over time. 109-118

Revenue Capacity
These schedules contain trend information to help the reader assess the District's most significant local revenues sources, property tax and state support. 119-122

Debt Capacity
These schedules present information to help the reader assess the affordability of the District's current levels of outstanding debt and the government's ability to issue additional debt in the future. 123-126

Demographic and Economic Information
These schedules offer demographic and economic indicators to help the reader understand the environment within which the District's financial activities take place. 127-129

Operating Information
These schedules contain service data to help the reader understand how the information in the District's financial report relates to the services the District provides and the activities it performs. 130-136

POCATELLO/CHUBBUCK SCHOOL DISTRICT NO. 25
POCATELLO, IDAHO

NET POSITION BY COMPONENT
LAST TEN FISCAL YEARS
JUNE 30, 2021
(ACCRUAL BASIS OF ACCOUNTING)
(UNAUDITED)

	Fiscal Year									
	2012	2013	2014	2015 (1)	2016 (1)	2017 (1)	2018	2019	2020	2021
Governmental activities										
Net investment in capital assets	$ 32,562,062	$ 33,042,768	$ 33,971,021	$ 36,526,646	$ 38,101,250	$ 39,323,633	$ 42,390,006	$ 42,830,544	$ 44,528,018	$ 47,207,955
Restricted	4,980,888	3,410,565	3,656,134	3,438,232	3,226,009	1,207,663	1,418,378	1,504,653	2,142,025	4,590,606
Unrestricted	7,513,113	6,936,793	7,579,441	(9,498,608)	(10,292,359)	(6,684,047)	(7,242,893)	(649,073)	7,566,663	503,751
Total governmental activities net position	$ 45,056,063	$ 43,390,126	$ 45,206,596	$ 30,466,270	$ 31,034,900	$ 33,847,249	$ 36,565,491	$ 43,686,124	$ 54,236,706	$ 52,302,312
Business-type activities										
Net investment in capital assets	$ 140,417	$ 155,078	$ 179,616	$ 192,258	$ 175,850	$ 166,906	$ 157,399	$ 169,076	$ 161,638	$ 156,527
Unrestricted	1,461,417	1,375,842	920,167	197,817	132,835	242,665	362,905	574,849	856,849	1,109,345
Total business-type activities net position	$ 1,601,834	$ 1,530,920	$ 1,099,783	$ 390,075	$ 308,685	$ 409,571	$ 520,304	$ 743,925	$ 1,018,487	$ 1,265,872
Primary government										
Net investment in capital assets	$ 32,702,479	$ 33,197,846	$ 34,150,637	$ 36,718,904	$ 38,277,100	$ 39,490,539	$ 42,547,405	$ 42,999,620	$ 44,689,656	$ 47,364,482
Restricted	4,980,888	3,410,565	3,656,134	3,438,232	3,226,009	1,207,663	1,418,378	1,504,653	2,142,025	4,590,606
Unrestricted	8,974,530	8,312,635	8,499,608	(9,300,791)	(10,159,524)	(6,441,382)	(6,879,988)	(74,224)	8,423,512	1,613,096
Total primary government net position	$ 46,657,897	$ 44,921,046	$ 46,306,379	$ 30,856,345	$ 31,343,585	$ 34,256,820	$ 37,085,795	$ 44,430,049	$ 55,255,193	$ 53,568,184

(1) The District adopted GASB Statement No. 68- Accounting & Financial Reporting for Pensions. The statement required the reporting of a net pension liability which significantly reduces the unrestricted net position.

POCATELLO/CHUBBUCK SCHOOL DISTRICT NO. 25
POCATELLO, IDAHO

CHANGES IN NET POSITION
LAST TEN FISCAL YEARS
JUNE 30, 2021
(ACCRUAL BASIS OF ACCOUNTING)
(UNAUDITED)

	Fiscal Year									
	2012	2013	2014	2015	2016	2017	2018	2019	2020	2021
Expenses:										
Instruction	$ 47,581,279	$ 48,580,447	$ 49,011,435	$ 44,792,181	$ 50,532,312	$ 53,424,581	$ 54,428,605	$ 58,349,920	$ 61,918,371	$ 72,426,001
Supporting services	24,407,976	28,433,803	26,664,957	26,426,442	26,482,186	28,384,173	26,409,405	27,501,238	28,757,413	34,882,411
Non-Instruction	65,070	50,650	65,392	51,172	44,707	45,744	47,286	63,095	57,546	2,421,709
Debt Service	515,809	455,994	233,228	84,827	48,163	-	-	-	-	-
Depreciation	1,795,781	1,808,892	1,834,129	1,878,991	1,947,154	1,999,540	2,195,573	2,402,083	2,554,713	2,536,858
Total governmental activities	74,365,915	79,329,786	77,809,141	73,233,613	79,054,522	83,854,038	83,080,869	88,316,336	93,288,043	112,266,979
Business-type activities:										
Food Service	4,642,570	4,798,608	5,323,658	4,775,035	4,732,034	4,758,579	4,889,345	4,812,078	4,862,956	4,994,456
Total business-type activities	4,642,570	4,798,608	5,323,658	4,775,035	4,732,034	4,758,579	4,889,345	4,812,078	4,862,956	4,994,456
Total primary government	$ 79,008,485	$ 84,128,394	$ 83,132,799	$ 78,008,648	$ 83,786,556	$ 88,612,617	$ 87,970,214	$ 93,128,414	$ 98,150,999	$ 117,261,435
Program Revenues:										
Governmental activities:										
Charges for services:										
Instruction	$ 240,204	$ 226,327	$ 242,057	$ 238,752	$ 343,578	$ 256,791	$ 287,047	$ 316,115	$ 228,006	$ 255,054
Support services	123,741	132,922	130,339	128,559	163,923	271,632	250,514	155,681	27,777	22,735
Operating grants and contributions:										
Instruction	5,798,454	5,653,951	5,591,525	5,860,175	6,201,224	6,052,470	6,795,105	7,092,101	8,290,989	14,504,378
Support services	2,973,859	3,329,978	3,002,219	2,910,220	2,961,630	2,894,619	3,250,886	3,263,448	3,944,708	6,710,981
Non instruction	7,902	6,293	8,602	6,014	5,392	5,180	5,717	7,541	7,346	432,966
Total governmental activities	9,144,160	9,349,471	8,974,742	9,143,720	9,675,747	9,480,692	10,589,269	10,834,886	12,498,826	21,926,114
Business-type activities:										
Charges for services										
Food service	1,271,160	1,175,448	1,175,378	1,046,589	1,129,147	1,154,370	1,173,322	1,246,930	942,487	188,455
Operating grants and contributions:										
Food Service	3,449,732	3,449,052	3,600,944	3,645,768	3,655,379	3,592,106	3,710,369	3,672,833	3,944,827	4,408,852
Total business-type activities	4,720,892	4,624,500	4,776,322	4,692,357	4,784,526	4,746,476	4,883,691	4,919,763	4,887,314	4,597,307
Total primary government	$ 13,865,052	$ 13,973,971	$ 13,751,064	$ 13,836,077	$ 14,460,273	$ 14,227,168	$ 15,472,960	$ 15,754,649	$ 17,386,140	$ 26,523,421

POCATELLO/CHUBBUCK SCHOOL DISTRICT NO. 25
POCATELLO, IDAHO

CHANGES IN NET POSITION (CONTINUED)
LAST TEN FISCAL YEARS
JUNE 30, 2021
(ACCRUAL BASIS OF ACCOUNTING)
(UNAUDITED)

	Fiscal Year									
	2012	2013	2014	2015	2016	2017	2018	2019	2020	2021
Net (Expense)/Revenue										
Governmental activities	$(65,221,755)	$(69,980,316)	$ (68,834,399)	$(64,089,893)	$(69,378,775)	$ (74,373,346)	$ (72,491,600)	$(77,481,450)	$ (80,789,217)	$ (90,340,865)
Business-type activities	78,322	(174,108)	(547,336)	(82,678)	52,492	(12,103)	(5,654)	107,685	24,358	(397,149)
Total primary government	$(65,143,433)	$(70,154,424)	$ (69,381,735)	$(64,172,571)	$(69,326,283)	$ (74,385,449)	$ (72,497,254)	$(77,373,765)	$ (80,764,859)	$ (90,738,014)
General Revenues and Other Changes in Net Position										
Governmental activities:										
Federal and state aid	$ 53,635,472	$ 53,788,212	$ 54,336,717	$ 56,300,351	$ 58,491,880	$ 62,048,737	$ 65,505,783	$ 68,389,919	$ 69,792,838	$ 69,938,976
Taxes:										
General purposes	7,391,579	7,698,275	9,086,617	8,595,223	9,335,576	9,440,106	9,478,424	9,450,321	9,654,177	9,361,660
Debt service	2,328,512	2,434,225	2,549,127	4,597,438	1,889,930	77,793	-	222	-	-
Capital projects	3,815,264	3,989,114	4,336,529	1,896,809	4,842,534	5,122,116	5,404,378	5,653,190	6,057,245	6,169,157
Earning on investments	152,270	171,155	139,429	140,979	188,312	310,153	535,936	944,047	994,864	284,930
Other local	440,600	336,592	318,649	500,566	333,347	299,779	286,457	280,320	903,411	2,954,605
Net pension revenue (expense)	-	-	-	3,671,505	-	-	-	-	-	-
Transfers	(99,432)	(103,194)	(116,199)	(115,570)	(115,573)	(112,989)	(116,387)	(115,936)	(124,271)	(644,534)
Total governmental activities	67,664,265	68,314,379	70,650,869	75,587,301	74,966,006	77,185,695	81,094,591	84,602,083	87,278,264	88,064,794
Business-type activities:										
Net pension revenue (expense)	-	-	-	120,821	(91,770)	-	-	-	-	-
Transfers	99,432	103,194	116,199	115,570	113,102	112,989	116,387	115,936	124,271	644,534
Total business-type activities	99,432	103,194	116,199	236,391	21,332	112,989	116,387	115,936	124,271	644,534
Total primary government	$ 67,763,697	$ 68,417,573	$ 70,767,068	$ 75,823,692	$ 74,987,338	$ 77,298,684	$ 81,210,978	$ 84,718,019	$ 87,402,535	$ 88,709,328
Change in Net Position										
Governmental activities	$ 2,442,510	$ (1,665,937)	$ 1,816,470	$ 11,497,408	$ 5,587,231	$ 2,812,349	$ 8,602,991	$ 7,120,633	$ 6,478,733	$ (2,276,071)
Business-type activities	177,754	(70,914)	(431,137)	153,713	73,824	100,886	110,733	223,621	148,629	247,385
Total primary government	$ 2,620,264	$ (1,736,851)	$ 1,385,333	$ 11,651,121	$ 5,661,055	$ 2,913,235	$ 8,713,724	$ 7,344,254	$ 6,627,362	$ (2,028,686)

POCATELLO/CHUBBUCK SCHOOL DISTRICT NO. 25
POCATELLO, IDAHO

FUND BALANCES OF GOVERNMENTAL FUNDS
LAST TEN FISCAL YEARS
JUNE 30, 2021
(MODIFIED ACCRUAL BASIS OF ACCOUNTING)
(UNAUDITED)

	Fiscal Year									
	2012	2013	2014	2015	2016	2017	2018	2019	2020	2021
General Fund										
Reserved	$ -	$ -	$ -	$ -	$ -	$ -	$ -	$ -	$ -	$ -
Nonspendable	341,780	326,160	296,058	392,016	541,818	374,871	422,208	394,974	387,080	244,205
Committed	2,465,403	1,510,029	-	-	-	-	-	-	-	-
Assigned	-	-	-	-	-	-	-	-	-	-
Unreserved/Unassigned	5,140,192	3,602,817	4,704,056	4,823,524	6,510,279	8,827,972	11,753,488	11,231,628	13,623,807	16,289,584
Total General Fund	$ 7,947,375	$ 5,439,006	$ 5,000,114	$ 5,215,540	$ 7,052,097	$ 9,202,843	$ 12,175,696	$ 11,626,602	$ 14,010,887	$ 16,533,789
All Other Governmental Funds										
Reserved	$ -	$ -	$ -	$ -	$ -	$ -	$ -	$ -	$ -	$ -
Nonspendable	-	-	-	-	329,364	281,017	108,315	82,763	1,537,836	1,908,833
Restricted	4,038,490	3,410,565	3,656,134	3,438,232	3,226,009	1,207,663	1,418,378	1,504,653	2,142,025	4,590,606
Unreserved, reported in:										
Special Revenue Funds	-	-	-	-	-	-	-	-	-	-
Assigned	89,236	1,352,104	2,713,821	3,110,902	4,256,032	5,615,031	5,613,760	9,756,898	8,892,465	6,603,942
Total All Other Governmental Funds	4,127,726	4,762,669	6,369,955	6,549,134	7,811,405	7,103,711	7,140,453	11,344,314	12,572,326	13,103,381
Total All Other Governmental Funds	$ 12,075,101	$ 10,201,675	$ 11,370,069	$ 11,764,674	$ 14,863,502	$ 16,306,554	$ 19,316,149	$ 22,970,916	$ 26,583,213	$ 29,637,170

POCATELLO/CHUBBUCK SCHOOL DISTRICT NO. 25
POCATELLO, IDAHO

CHANGES IN FUND BALANCES OF GOVERNMENTAL FUNDS
LAST TEN FISCAL YEARS
JUNE 30, 2021
(MODIFIED ACCRUAL BASIS OF ACCOUNTING)
(UNAUDITED)

	Fiscal Year									
	2012	2013	2014	2015	2016	2017	2018	2019	2020	2021
Revenues:										
Local	$ 14,537,249	$ 15,029,734	$ 16,884,508	$16,068,705	$17,179,803	$15,817,784	$ 16,191,826	$ 16,689,556	$17,819,766	$ 19,240,231
State	51,778,450	53,331,652	54,262,208	56,861,303	59,055,861	62,723,566	66,715,012	69,903,593	72,727,759	71,762,182
Federal	10,573,028	9,446,782	8,676,857	8,215,457	8,609,707	8,277,442	8,842,479	8,856,504	9,308,122	19,825,119
Total Revenues	76,888,727	77,808,168	79,823,573	81,145,465	84,845,371	86,818,792	91,749,317	95,449,653	99,855,647	110,827,532
Expenditures:										
Instruction	47,606,270	48,354,581	48,753,755	49,564,057	51,132,355	53,384,279	56,159,059	59,331,396	60,557,346	66,473,027
Support services	23,930,179	27,207,310	24,743,656	24,873,706	25,010,366	25,749,175	27,074,506	27,501,238	28,757,413	31,706,312
Non-Instruction	65,070	50,650	65,392	51,172	44,707	45,744	47,286	63,095	57,546	2,246,612
Capital outlay	4,531,307	1,727,233	2,744,546	3,986,812	3,281,545	3,921,573	5,342,484	4,783,221	5,800,666	9,037,915
Debt service										
Principal	1,710,000	1,795,000	1,880,000	2,040,000	2,081,000	2,134,000	-	-	-	-
Interest	522,700	443,625	351,630	119,540	83,468	27,980	-	-	-	-
Total Expenditures	78,365,526	79,578,399	78,538,979	80,635,287	81,633,441	85,262,751	88,623,335	91,678,950	95,172,971	109,463,866
Excess (Deficiency) (Under) Expenditures	(1,476,799)	(1,770,231)	1,284,594	510,178	3,211,930	1,556,041	3,125,982	3,770,703	4,682,676	1,363,666
Other Financing Sources (Uses):										
Transfers in (out)	(99,432)	(103,194)	(116,199)	(115,573)	(113,102)	(112,989)	(116,387)	(115,936)	(124,271)	(644,534)
Total Other Financing Sources (Uses)	(99,432)	(103,194)	(116,199)	(115,573)	(113,102)	(112,989)	(116,387)	(115,936)	(124,271)	(644,534)
Net Change in Fund Balances	$ (1,576,231)	$ (1,873,425)	$ 1,168,395	$ 394,605	$ 3,098,828	$ 1,443,052	$ 3,009,595	$ 3,654,767	$ 4,558,405	$ 719,132
Debt service as a percent of noncapital expenditures	3.02%	2.88%	2.94%	2.82%	2.76%	2.66%	0.00%	0.00%	0.00%	0.00%

POCATELLO/CHUBBUCK SCHOOL DISTRICT NO. 25
POCATELLO, IDAHO

GOVERNMENTAL ACTIVITIES TAX REVENUES BY SOURCE
LAST TEN FISCAL YEARS
JUNE 30, 2021
(MODIFIED ACCRUAL OF ACCOUNTING)
(UNAUDITED)

	PROPERTY TAX			
FISCAL YEAR	GENERAL PURPOSES	CAPITAL PROJECTS	DEBT SERVICE	TOTAL
2012	$ 7,424,769	$ 3,823,464	$ 2,332,201	$ 13,580,434
2013	7,747,036	3,984,705	2,430,997	14,162,738
2014	9,123,657	4,362,932	2,567,445	16,054,034
2015	8,560,069	4,587,636	1,912,144	15,059,849
2016	9,367,839	4,868,901	1,913,881	16,150,621
2017	9,449,379	5,120,615	124,764	14,694,758
2018	9,450,978	5,380,594	24,815	14,856,387
2019	9,390,821	5,608,070	11,499	15,010,390
2020	9,654,177	6,057,245	-	15,711,422
2021	9,361,660	6,169,157	-	15,530,817

POCATELLO/CHUBBUCK SCHOOL DISTRICT NO. 25
POCATELLO, IDAHO

GOVERNMENT-WIDE EXPENSES BY FUNCTION (1)
LAST TEN FISCAL YEARS
JUNE 30, 2021
(UNAUDITED)

FISCAL YEAR	INSTRUCTION	SUPPORT SERVICES	NON INSTRUCTION	INTEREST ON LONG-TERM DEBT	UNALLOCATED DEPRECIATION	FOOD SERVICE	TOTAL
2012	$ 47,581,279	$ 24,407,976	$ 65,070	$ 515,809	$ 1,795,781	$ 4,642,570	$ 79,008,485
2013	48,580,447	28,433,803	50,650	455,994	1,808,892	4,798,608	84,128,394
2014	49,011,435	26,664,957	65,392	233,228	1,834,129	5,323,658	83,132,799
2015	44,792,181	26,426,442	51,172	84,827	1,878,991	4,775,035	78,008,648
2016	50,532,312	26,482,186	44,707	48,163	1,947,154	4,732,034	83,786,556
2017	53,424,581	28,384,173	45,744	-	1,999,540	4,758,579	88,612,617
2018	54,428,605	26,409,405	47,286	-	2,195,573	4,889,345	87,970,214
2019	58,349,920	27,501,238	63,095	-	2,402,083	4,812,078	93,128,414
2020	61,918,371	28,757,413	57,546	-	2,554,713	4,862,956	98,150,999
2021	72,426,001	34,882,411	2,421,709	-	2,536,858	4,994,456	117,261,435

(1) Includes governmental and business-type activities

POCATELLO/CHUBBUCK SCHOOL DISTRICT NO. 25
POCATELLO, IDAHO

GOVERNMENT-WIDE REVENUES BY SOURCE (1)
LAST TEN FISCAL YEARS
JUNE 30, 2021
(UNAUDITED)

FISCAL YEAR	CHARGES FOR SERVICES	OPERATING GRANTS & CONTRIBUTIONS (1)	PROPERTY TAXES (2)	INTEREST EARNINGS	OTHER LOCAL	STATE SUPPORT	FEDERAL ASSISTANCE (3)	TOTAL
2012	$ 1,635,105	$ 12,229,947	$ 13,535,355	$ 152,270	$ 440,600	$ 51,268,731	$ 2,366,741	$ 81,628,749
2013	1,534,697	12,439,274	14,121,614	171,155	336,592	52,436,779	1,351,433	82,391,544
2014	1,547,774	12,203,290	15,972,273	139,429	318,649	53,375,635	961,082	84,518,132
2015	1,413,900	12,422,177	15,089,470	140,979	500,566	55,734,127	566,224	85,867,443
2016	1,636,648	12,823,625	16,068,040	188,312	333,347	57,582,740	909,140	89,541,852
2017	1,682,793	12,544,375	14,640,015	310,153	299,779	61,120,288	928,449	91,525,852
2018	1,710,883	13,762,077	14,882,802	535,936	286,457	64,707,967	797,816	96,683,938
2019	1,718,726	14,035,923	15,103,733	944,047	280,320	67,664,497	725,422	100,472,668
2020	1,198,270	16,187,870	15,711,422	903,411	994,864	69,706,710	86,128	104,788,675
2021	466,244	26,057,177	15,530,817	284,930	2,954,605	69,817,480	121,496	115,232,749

(1) Includes governmental and business-type activities

(2) Property taxes are composed of real, personal and utility.

(3) Subsequent to 2010, federal assistance has been included in operating grants and contributions to agree with the presentation in the statement of activities in the government-wide financial statement presentation.

POCATELLO/CHUBBUCK SCHOOL DISTRICT NO. 25
POCATELLO, IDAHO

GENERAL GOVERNMENTAL EXPENDITURES BY FUNCTION (1)
LAST TEN FISCAL YEARS
JUNE 30, 2021
(UNAUDITED)

FISCAL YEAR	INSTRUCTION	SUPPORT SERVICES	NON INSTRUCTION	CAPITAL OUTLAY	DEBT SERVICE	TOTAL
2012	$ 47,606,274	$ 23,930,175	$ 65,070	$ 4,531,307	$ 2,232,700	$ 78,365,526
2013	48,354,581	27,207,310	50,650	1,727,233	2,238,625	79,578,399
2014	48,753,755	24,743,656	65,392	2,744,546	2,231,630	78,538,979
2015	49,564,057	24,873,706	51,172	3,986,812	2,159,540	80,635,287
2016	51,132,355	25,010,366	44,707	3,281,545	2,164,468	81,633,441
2017	53,384,279	25,749,175	45,744	3,921,573	2,161,980	85,262,751
2018	56,159,059	27,074,506	47,286	5,342,484	-	88,623,335
2019	59,331,396	27,501,238	63,095	4,783,221	-	91,678,950
2020	60,557,346	28,757,413	57,546	5,800,666	-	95,172,971
2021	66,098,485	32,080,854	2,246,612	9,037,915	-	109,463,866

(1) Includes General, Special Revenue, Capital Projects and Debt Service Funds.

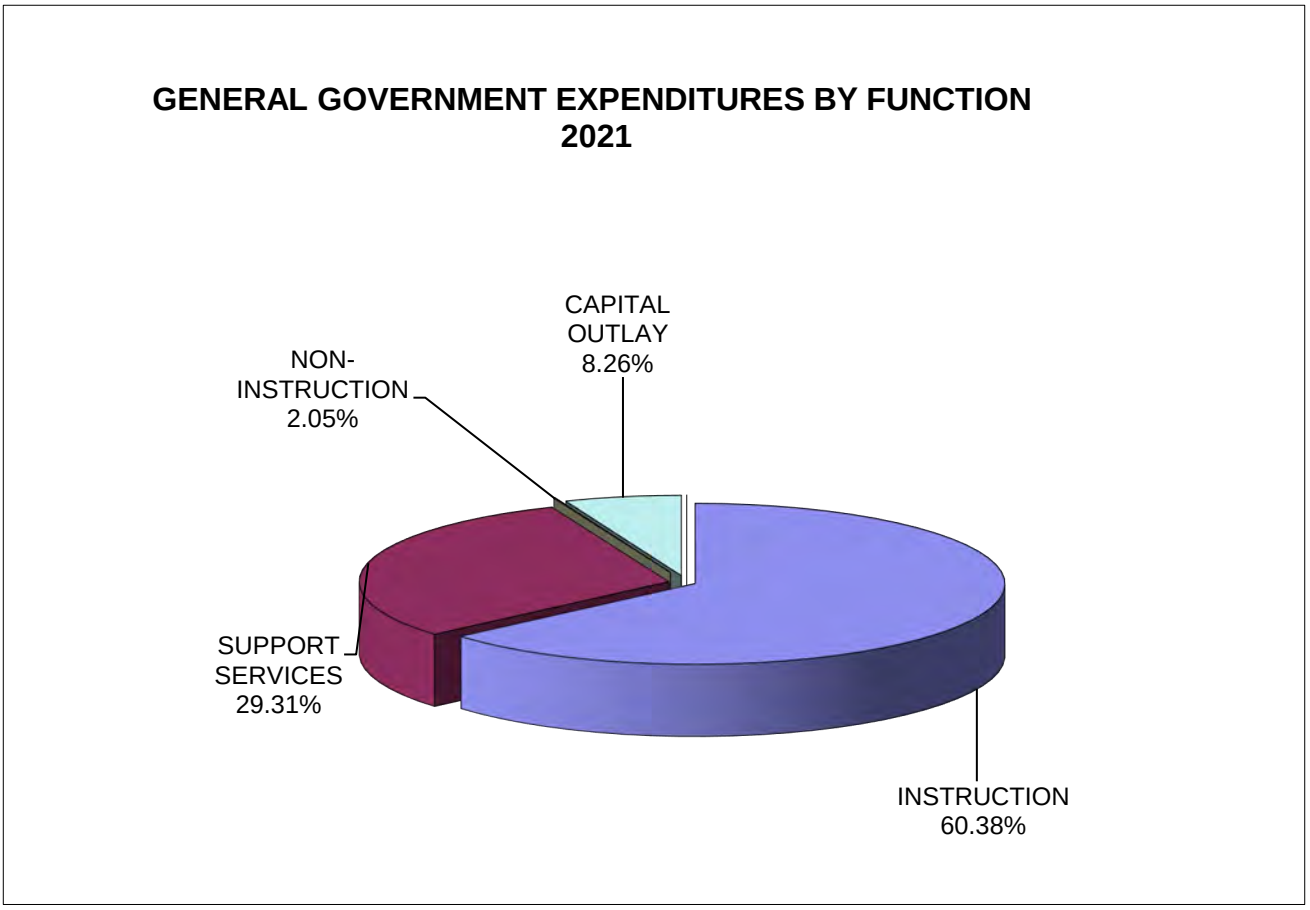

POCATELLO/CHUBBUCK SCHOOL DISTRICT NO. 25
POCATELLO, IDAHO

GENERAL GOVERNMENTAL REVENUES BY SOURCE (1)
LAST TEN FISCAL YEARS
JUNE 30, 2021
(UNAUDITED)

FISCAL YEAR	PROPERTY TAXES (2)	INTEREST EARNINGS	OTHER LOCAL	STATE SUPPORT	FEDERAL ASSISTANCE	TOTAL
2012	$ 13,580,434	$ 152,270	$ 804,545	$ 51,778,450	$10,573,028	$ 76,888,727
2013	14,162,738	171,155	695,841	53,331,652	9,446,782	77,808,168
2014	16,054,034	139,429	691,045	54,262,208	8,676,857	79,823,573
2015	15,089,470	140,979	500,566	56,861,303	8,215,457	80,807,775
2016	16,150,621	188,312	840,870	59,055,861	8,609,707	84,845,371
2017	14,694,758	310,153	812,873	62,723,566	8,277,442	86,818,792
2018	14,882,802	535,936	773,088	66,715,012	8,842,479	91,749,317
2019	15,010,390	944,047	735,119	69,903,593	8,856,504	95,449,653
2020	15,703,799	767,002	1,348,965	72,727,759	9,308,122	99,855,647
2021	15,530,817	284,930	3,424,484	71,762,182	19,825,119	110,827,532

(1) Includes General, Special Revenue, Capital Projects and Debt Service Funds.

(2) Property taxes are composed of real, personal and utility.

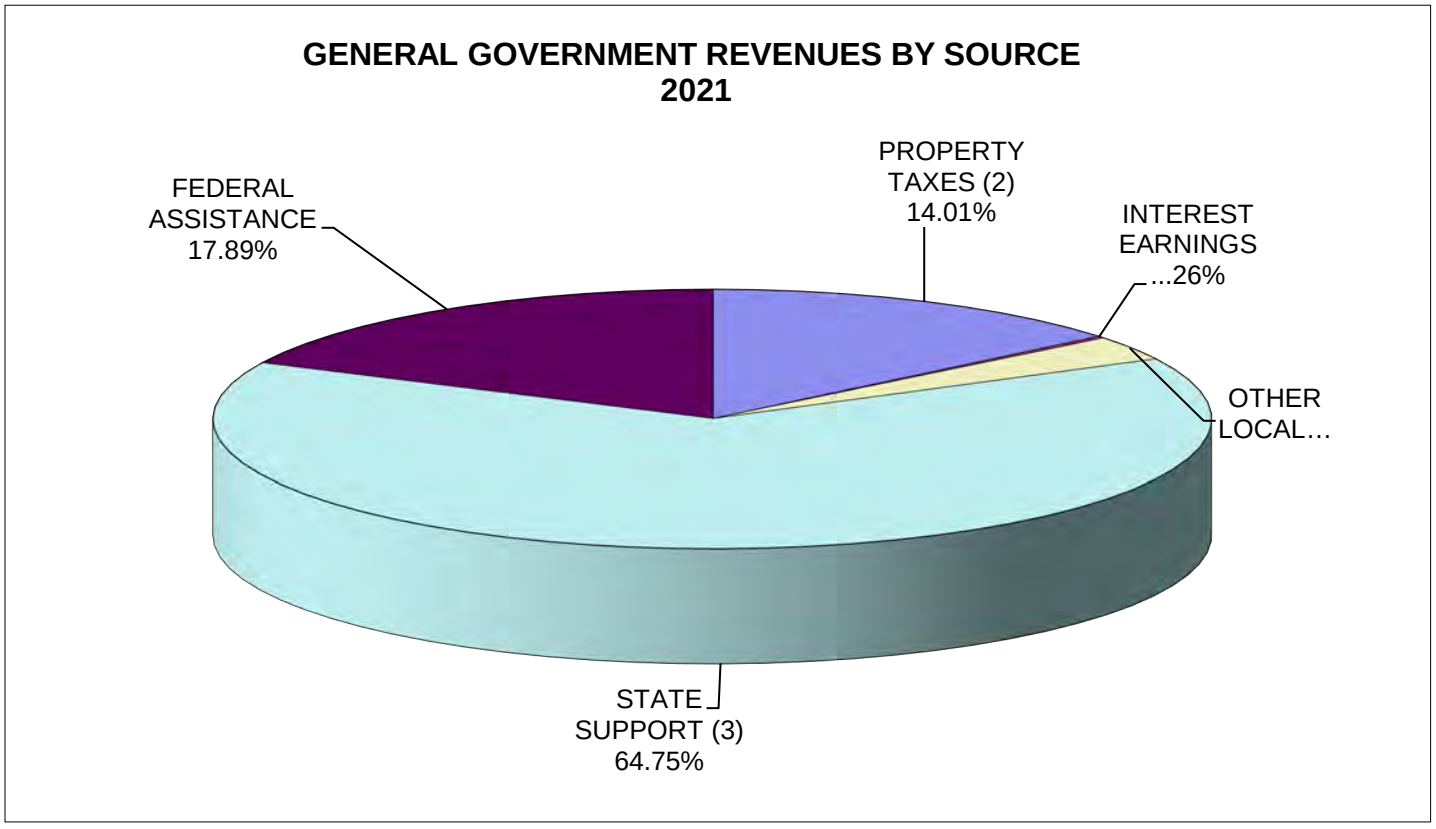

POCATELLO/CHUBBUCK SCHOOL DISTRICT NO. 25
POCATELLO, IDAHO

ASSESSED AND ESTIMATED ACTUAL VALUE OF PROPERTY
LAST TEN FISCAL YEARS
JUNE 30, 2021
(Amounts Expressed In Thousands)
(UNAUDITED)

FISCAL YEAR	REAL PROPERTY	PERSONAL PROPERTY	UTILITIES	LESS: TAX EXEMPT REAL PROPERTY	TOTAL	TOTAL DIRECT TAX RATE	HOME OWNER EXEMPTION (1)
2012	$ 4,048,577	$ 283,092	$ 103,310	$ 1,183,086	$ 3,251,893	3.90	$ 83,974
2013	4,109,147	279,073	106,509	1,139,144	3,355,585	4.01	81,000
2014	4,123,792	281,806	113,530	1,120,123	3,399,005	4.49	83,920
2015	4,214,513	233,566	115,462	1,180,670	3,382,871	4.14	89,580
2016	4,212,889	199,233	126,562	1,297,588	3,241,097	4.42	94,745
2017	4,310,777	169,534	203,500	1,213,480	3,475,331	3.94	100,000
2018	4,448,936	175,078	137,297	1,263,969	3,497,342	3.88	100,000
2019	4,545,047	190,696	143,790	1,298,851	3,580,682	3.85	100,000
2020	5,545,579	135,581	146,395	1,492,662	4,335,193	3.33	100,000
2021	5,861,103	167,066	159,663	1,566,706	4,621,127	3.19	100,000

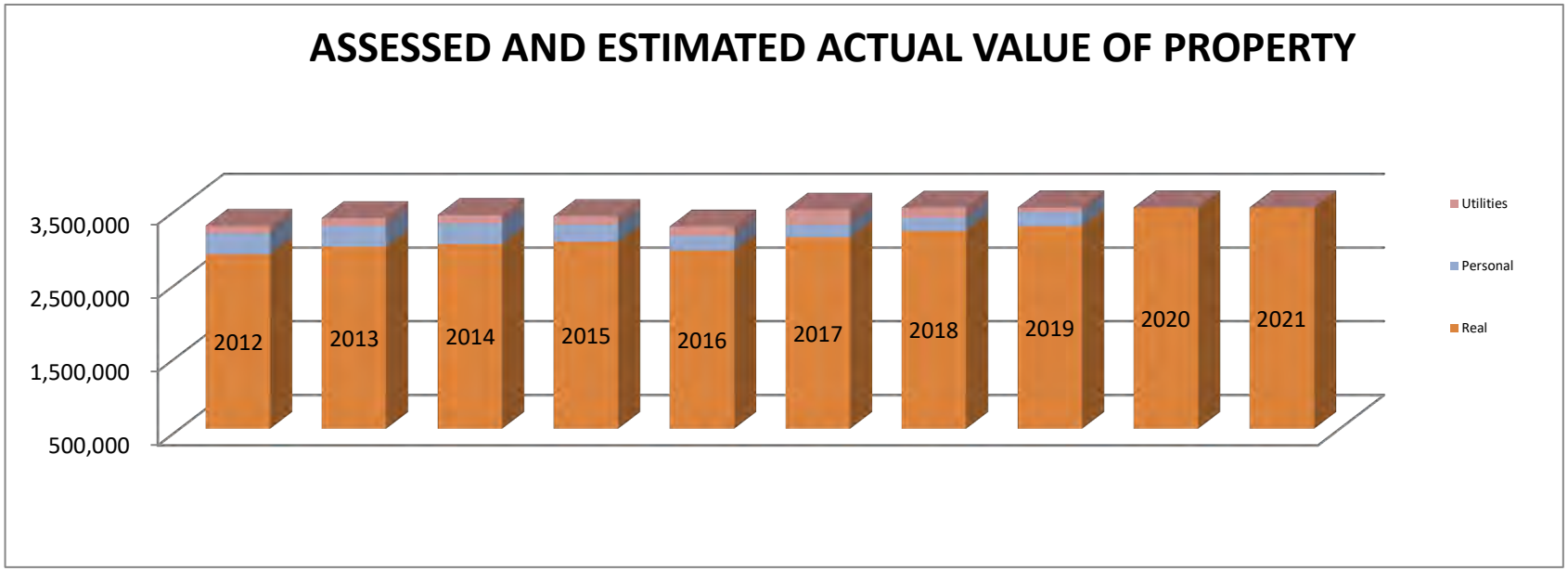

(1) Homeowners exemption is 50% of assessed valuation or the specified limit, whichever is less.

Source: Bannock County Treasurer

POCATELLO/CHUBBUCK SCHOOL DISTRICT NO. 25
POCATELLO, IDAHO

PROPERTY TAX LEVIES AND COLLECTIONS
LAST TEN FISCAL YEARS
June 30, 2021
(Amounts Expressed In Thousands)
(UNAUDITED)

ROLL	ASSESSED VALUATION	GROSS TAX CHARGE	COLLECTIONS FIRST YEAR	COLLECTIONS SECOND YEAR	COLLECTIONS THIRD YEAR	COLLECTIONS FOURTH YEAR	OUTSTANDING DELINQUENT TAXES
2012	$ 3,251,893	$ 13,459	$ 7,884	$ 5,277	$ 105	$ 133	$ -
2013	3,355,585	14,033	8,514	5,252	107	122	-
2014	3,399,005	15,726	9,443	6,002	91	130	-
2015	3,382,871	14,697	8,757	5,742	79	109	-
2016	3,241,099	15,695	9,541	5,927	89	95	-
2017	3,475,331	14,265	8,767	5,302	63	99	-
2018	3,497,342	14,614	8,786	5,427	100	191	98
2019	3,580,682	14,735	9,015	5,780	174		180
2020	4,335,193	15,132	9,076	5,721			-
2021	4,621,127	15,547	9,541				-

COLLECTION PERCENTAGES	TOTAL					
2012	100.00 %	58.58 %	39.12 %	0.78 %	0.99 %	0.53 %
2013	99.73	60.67	37.43	0.76	0.09	1.05
2014	98.80	60.05	38.17	0.58	0.08	0.01
2015	98.65	59.58	39.07	0.54	0.74	0.07
2016	60.79	60.79	37.76	0.57	0.01	0.07
2017	61.46	61.46	37.17	0.44	0.69	
2018	60.12	60.12	37.14	0.68	1.31	
2019	61.18	61.18	39.23	1.18		
2020	59.98	59.98	37.81			
2021	61.37	61.37				

Source: Bannock County Treasurer

(1) Homeowners exemption is 50% of assessed valuation or the specified limit, whichever is less.

Source: Bannock County Treasurer

POCATELLO/CHUBBUCK SCHOOL DISTRICT NO. 25
POCATELLO, IDAHO

PROPERTY TAX RATES
DIRECT AND OVERLAPPING GOVERNMENTS
LAST TEN FISCAL YEARS
JUNE 30, 2021
(UNAUDITED)

FISCAL YEAR	OPERATING MILLAGE	DEBT SERVICE MILLAGE	PLANT FACILITIES MILLAGE	TORT MILLAGE	TOTAL DISTRICT NO. 25 MILLAGE	BANNOCK COUNTY MILLAGE	CITIES MILLAGE	OTHER MILLAGE	TOTAL MILLAGE
2012	2.083	0.668	1.093	0.054	3.898	4.821	18.280	2.349	29.348
2013	2.103	0.694	1.158	0.055	4.010	4.547	19.559	2.651	30.767
2014	2.481	0.751	1.199	0.055	4.486	4.920	19.907	2.550	31.863
2015	2.360	0.516	1.267	0.000	4.143	5.298	20.754	2.512	32.707
2016	2.572	0.519	1.331	0.000	4.422	5.282	20.700	2.943	33.347
2017	2.554	0.000	1.389	0.000	3.943	5.239	21.340	2.838	33.360
2018	2.471	0.000	1.412	0.000	3.883	5.365	21.557	3.348	34.153
2019	2.407	0.000	1.442	0.000	3.849	5.624	21.557	3.145	34.175
2020	2.043	0.000	1.285	0.000	3.328	4.845	19.482	3.666	31.321
2021	1.922	0.000	1.268	0.000	3.192	4.176	18.609	3.311	29.288

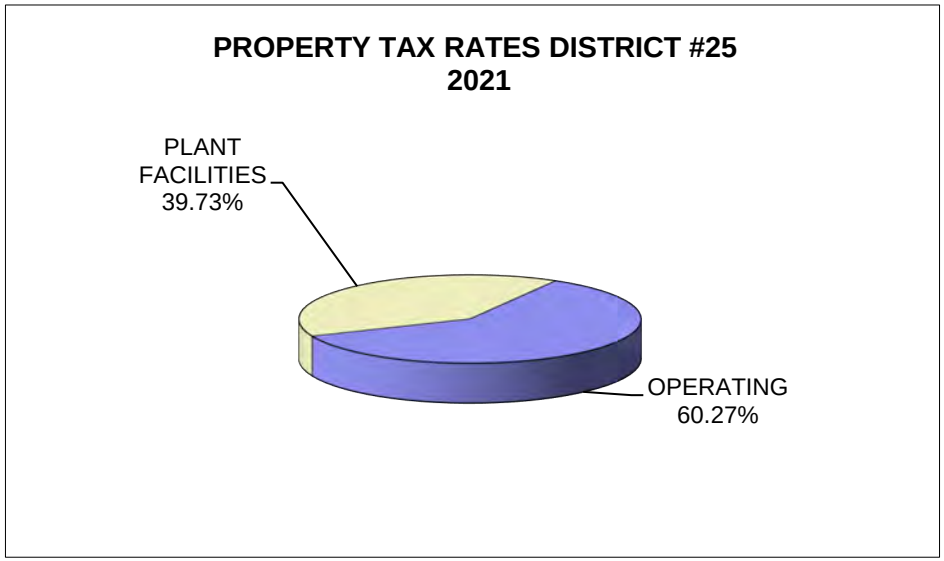

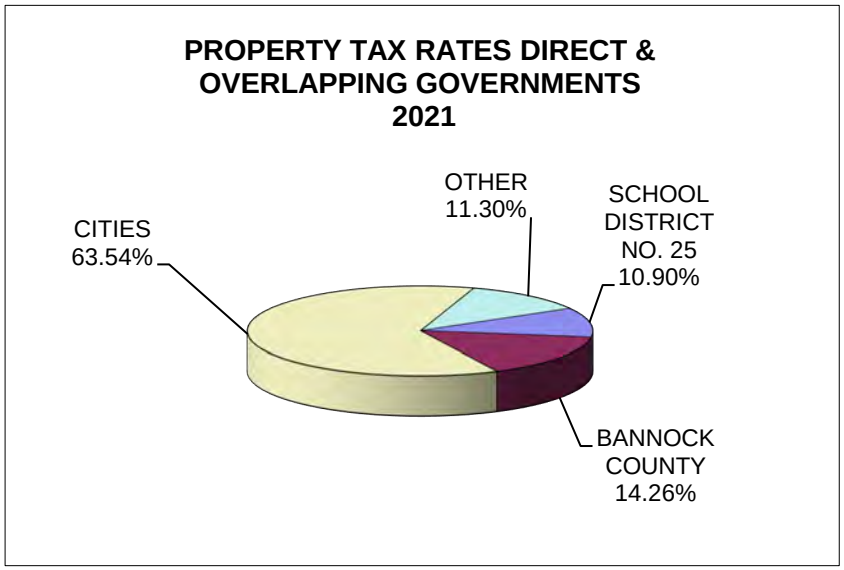

Source: Bannock County Treasurer

POCATELLO/CHUBBUCK SCHOOL DISTRICT NO. 25
POCATELLO, IDAHO

PRINCIPAL PROPERTY TAX PAYERS*
JUNE 30, 2021
(Amounts Expressed In Thousands)
(UNAUDITED)

TAXPAYER	TYPE OF BUSINESS	2021 ASSESSED VALUE	RANK	PERCENTAGE OF TOTAL ASSESSED VALUATION	2012 ASSESSED VALUE	RANK	PERCENTAGE OF TOTAL ASSESSED VALUATION
Union Pacific Railroad	Railroad	$ 245,040	1	5.30 %	$ 97,762	2	3.01 %
Pocatello Hospital	Hospital	112,166	2	2.43	155,638	1	4.79
Pacific Corp	Electrical Utility	77,043	3	1.67	74,424	3	2.29
Idaho Central Credit Union	Financial Insitution/ Data Center	53,695	4	1.16	16,758	10	0.52
Idaho Power	Electrical Utility	48,622	5	1.05	35,214	6	1.08
Great Western Malting	Malting Company	48,362	6	1.05			
Semiconductor Components	Microchip Manufacturer	47,034	7	1.02	48,975	5	1.51
T-7 Poc	Real Estate	21,788	8	0.47			
Intermountain Gas	Gas Utility	21,050	9	0.46			
Northwest Pipeline Corp	Gas Utility	20,192	10	0.44	20,639	7	0.63
Phil Meador	Auto Dealership				16,568	8	0.51
Qwest Corporation	Telephone Utility				18,823	9	0.58
Allstate	Insurance/Call Center						
Heinz Frozen Foods	Food Processing				58,115	4	1.79
		$ 694,992		15.05 %	$ 542,916		16.71 %

* Source: Bannock

POCATELLO/CHUBBUCK SCHOOL DISTRICT NO. 25
POCATELLO, IDAHO

DIRECT AND OVERLAPPING BONDED DEBT
GENERAL OBLIGATION BONDS
JUNE 30, 2021
(Amounts Expressed in Thousands)
(UNAUDITED)

		NET GENERAL OBLIGATION BONDED DEBT OUTSTANDING	PERCENTAGE APPLICABLE TO GOVERNMENT (1)	AMOUNT APPLICABLE TO GOVERNMENT
	JURISDICTION:			
	Direct:			
	School District No. 25*	$ -	100 %	$ -
	Overlapping:			
	Bannock County	-	85	-
	City of Chubbuck	-	14	-
(2)	City of Pocatello	1,590	74	1,177
	Total overlapping	1,590		1,177
		$ 1,590		$ 1,177

* All general obligation debt was defeased as of August 15, 2016.

(1) The percentage of overlapping debt applicable is estimated using taxable assessed property values. Applicable percentages were estimated by determining the portion of the county's taxable assessed value that is within the government's boundaries and dividing it by the county's total taxable assessed value.

(2) Note: Overlapping governments are those that coincide, at lease in part, with the geographic boundaries of the county. This schedule estimates the portion of the outstanding debt of those overlapping governments that is borne by the residents and businesses of the Pocatello/Chubbuck School District. This process recognizes that, when considering the District's ability to issue and repay long-term debt, the entire debt burden borne by the residents and businesses should be taken into account. However, this does not imply that every taxpayer is a resident, and therefore responsible for repaying the debt, of each overlapping government.

POCATELLO/CHUBBUCK SCHOOL DISTRICT NO. 25
POCATELLO, IDAHO

RATIO OF NET GENERAL OBLIGATION BONDED DEBT TO ASSESSED VALUE
AND NET GENERAL OBLIGATION BONDED DEBT PER CAPITA
LAST TEN FISCAL YEARS
JUNE 30, 2021
(UNAUDITED)

FISCAL YEAR	POPULATION (1)	ASSESSED VALUE (2)	GROSS BONDED DEBT	LESS DEBT SERVICE FUND (3)	NET BONDED DEBT	PERCENTAGE OF NET BONDED DEBT TO ASSESSED VALUE	PERCENTAGE OF BONDED DEBT TO PERSONAL INCOME (4)	NET BONDED DEBT PER CAPITA
2012	83,691	$ 3,251,893	$ 9,953,313	$ 2,515,485	$ 7,437,828	0.23	0.40	89
2013	84,541	3,355,585	8,231,549	2,710,168	5,521,381	0.16	0.32	65
2014	83,249	3,399,005	6,327,977	3,047,587	3,280,390	0.10	0.24	39
2015	83,347	3,382,871	4,215,000	2,802,701	1,412,299	0.04	N/A	17
2016	83,744	3,241,099	2,134,000	2,558,380	(424,380) (5)	N/A	N/A	N/A
2017	83,727	3,475,331	-	525,101	(525,101) (5)	N/A	N/A	N/A
2018	85,269	3,497,342	-	558,004	(558,004) (5)	N/A	N/A	N/A
2019	87,138	3,580,682	-	583,633	(583,633) (5)	N/A	N/A	N/A
2020	87,808	4,335,193	-	594,881	(594,881) (5)	N/A	N/A	N/A
2021	88,795	4,621,127	-	597,288	(597,288) (5)	N/A	N/A	N/A

(1) Source: United States Census Bureau.

(2) From Schedule of Assessed and Estimated Actual Value of Property.
(Amounts expressed in thousands)

(3) Amount available for repayment of general obligation bonds.

(4) 2020 and 2021 personal income not available.

(5) Total General Obligation Bond debt was defeased August 15, 2016. Surplus funds collected will be transferred to General Fund by Idaho Code once all tax revenues are collected.

POCATELLO/CHUBBUCK SCHOOL DISTRICT NO. 25
POCATELLO, IDAHO

RATIO OF ANNUAL DEBT SERVICE EXPENDITURES FOR GENERAL OBLIGATION BONDED DEBT TO TOTAL GENERAL GOVERNMENTAL EXPENDITURES
LAST TEN FISCAL YEARS
JUNE 30, 2021
(UNAUDITED)

FISCAL YEAR		PRINCIPAL	INTEREST (1)	TOTAL DEBT SERVICE ON GENERAL OBLIGATION BONDS	TOTAL GENERAL GOVERNMENTAL EXPENDITURES (2)	RATIO OF DEBT SERVICE TO GENERAL GOVERNMENTAL EXPENDITURES
2012		$ 1,710,000	$ 521,700	$ 2,231,700	$ 78,365,522	2.85
2013		1,795,000	442,625	2,237,625	79,578,399	2.81
2014		1,880,000	351,630	2,231,630	78,538,979	2.84
2015		2,040,000	119,540	2,159,540	80,635,287	2.68
2016		2,081,000	83,489	2,164,489	81,633,441	2.65
2017	(3)	2,134,000	28,062	2,162,062	85,262,751	2.54
2018		-	-	-	88,623,335	n/a
2019		-	-	-	99,855,647	n/a
2020		-	-	-	-	n/a
2021		-	-	-	-	n/a

(1) Excludes bond issuance and other costs. Excludes interest on interim financing.

(2) Includes General, Special Revenue, Capital Projects, and Debt Service Funds.

(3) All General Obligation Bond debt was defeased August 15, 2016.

POCATELLO/CHUBBUCK SCHOOL DISTRICT NO. 25
POCATELLO, IDAHO

LEGAL DEBT MARGIN INFORMATION*
LAST TEN FISCAL YEARS
JUNE 30, 2021
(Amounts Expressed in Thousands)

	Fiscal Year									
	2012	2013	2014	2015	2016	2017	2018	2019	2020	2021
Debt limit	$ 221,749	$ 224,736	$ 225,956	$ 228,177	$ 265,183	$ 234,444	$ 238,066	$ 243,977	$ 291,393	$ 309,391
Total net debt applicable to limit	9,953	8,232	6,328	4,215	2,134	-	-	-	-	-
Legal debt margin	$ 211,796	$ 216,504	$ 219,628	$ 223,962	$ 263,049	$ 234,444	$ 238,066	$ 243,977	$ 291,393	$ 309,391
Total net debt applicable to limit as a percentage of debt limit	4.49%	3.66%	2.80%	1.85%	0.80%	0.00%	0.00%	0.00%	0.00%	0.00%

Legal Debt Margin Calculation for Fiscal Year 2021:

Assessed value	$ 4,621,127
Add back: exempt real property	1,566,706
Total assessed value	$ 6,187,833
Debt limit (5% of total assessed market value)	$ 309,391
Bond general obligation debt June 30, 2021	-
Legal debt margin	$ 309,391

*Source: Bannock County Treasurer

POCATELLO/CHUBBUCK SCHOOL DISTRICT NO. 25
POCATELLO, IDAHO

DEMOGRAPHIC AND ECONOMIC STATISTICS
LAST TEN FISCAL YEARS
JUNE 30, 2021
(UNAUDITED)

FISCAL YEAR	POPULATION (1)	PERSONAL INCOME(2)	PER CAPITA INCOME	SCHOOL ENROLLMENT	UNEMPLOYMENT RATE
2012	83,691	$ 2,511,627	$ 30,981	12,879	6.4 %
2013	84,541	2,574,578	31,874	12,729	7.0
2014	83,249	2,672,358	33,022	12,923	4.2
2015	83,347	2,911,085	34,659	12,707	4.1
2016	83,744	3,008,320	35,652	12,589	3.3
2017	83,727	3,153,879	36,987	12,586	2.8
2018	85,269	3,325,214	38,160	12,744	2.7
2019	87,138	N/A	N/A	12,810	2.7
2020	87,808	N/A	N/A	12,703	5.3
2021	88,795	N/A	N/A	12,066	3.2

(1) Source: United States Census Bureau

(2) Amounts expressed in thousands

N/A Source: State of Idaho Department of Labor
2020 and 2021 per capita income not available.

POCATELLO/CHUBBUCK SCHOOL DISTRICT NO. 25
POCATELLO, IDAHO

PRINCIPAL EMPLOYERS
JUNE 30, 2021 and Nine Years Ago
(UNAUDITED)

	2021				2012			
	Employer	Approximate Range of Numbers of Employees [1]	Percentage of County Total Employment		Employer	Approximate Range of Numbers of Employees [1]	Percentage of County Total Employment	
1	Idaho State University	3,450	7.83	%	Idaho State University	2,750	6.56	%
2	Pocatello/Chubbuck School District #25	1,725	3.91		Pocatello/Chubbuck School District #25	1,446	3.45	
3	Portneuf Medical Center	1,250	2.83		Portneuf Medical Center	1,250	2.98	
4	Idaho Central Credit Union	925	2.10		City of Pocatello	800	1.91	
5	Amy's Kitchen INC	750	1.70		On Semiconductor	700	1.67	
6	City of Pocatello	725	1.64		Heinz Frozen Foods	500	1.19	
7	ON Semiconductor	650	1.47		Convergys Customer Support	600	1.43	
8	Allstate Insurance Company	640	1.45		Bannock County	500	1.19	
9	Bannock County	450	1.02		Wal-Mart	400	0.95	
10	Walmart	350	0.79		Varsity Contractors	400	0.95	
		10,915	24.74	%		9,346	22.28	%

(1) Source: Idaho Commerce & Labor, Total Employment Bannock County 44,073 in 2021 to 41,891 in 2012.

POCATELLO/CHUBBUCK SCHOOL DISTRICT NO. 25
POCATELLO, IDAHO

PROPERTY AND CONSTRUCTION VALUES
LAST TEN FISCAL YEARS
JUNE 30, 2021
(UNAUDITED)

		COMMERCIAL CONSTRUCTION (2)		RESIDENTIAL CONSTRUCTION (2)	
FISCAL YEAR	TOTAL PROPERTY VALUES (1)	NUMBER OF PERMITS	VALUE (3)	NUMBER OF PERMITS	VALUE (3)
2012	$ 3,251,893	64	$ 159,808	203	$ 9,394
2013	3,355,585	90	32,109	200	12,657
2014	3,399,005	96	28,546	178	13,482
2015	3,382,871	97	43,468	233	17,523
2016	3,241,099	50	117,800	164	17,222
2017	3,475,331	95	53,465	204	17,600
2018	3,497,342	197	34,150	265	22,128
2019	3,580,682	30	86,155	216	24,719
2020	4,335,193	80	41,026	372	25,317
2021	4,621,127	126	48,172	503	45,497

(1) From Schedule of Assessed and Estimated Actual Value of Property

(2) Source: Cities of Pocatello and Chubbuck, Idaho Treasurer.

(3) Construction values expressed in thousands.

POCATELLO/CHUBBUCK SCHOOL DISTRICT No. 25

Full-Time Equivalent (FTE) Employees

Last Ten Fiscal Years

June 30, 2012 through 2021

Position	2012	2013	2014	2015	2016	2017	2018	2019	2020	2021
Superintendent	1.00	1.00	1.00	1.00	1.00	1.00	1.00	1.00	1.00	1.00
Director	5.97	6.00	6.00	6.00	7.00	8.00	6.00	6.00	6.00	8.00
Supervisor/Coordinator	3.00	3.00	3.00	2.00	2.00	3.00	3.00	3.00	3.00	1.00
Principal - Elementary	13.90	14.00	14.00	14.00	13.00	13.00	13.00	13.00	13.00	14.00
Principal - Secondary	7.00	7.00	8.26	8.31	8.38	8.04	8.04	8.35	9.32	8.00
Assistant Principal	10.00	10.00	10.00	10.00	10.83	11.00	12.00	12.00	11.00	11.00
Administration Total	**40.87**	**41.00**	**42.26**	**41.31**	**42.21**	**44.04**	**43.04**	**43.35**	**43.32**	**43.00**
Teacher - Elementary	332.04	320.83	296.48	294.82	279.40	273.02	274.06	310.75	254.33	253.24
Teacher - Secondary	288.20	306.93	314.89	326.53	329.91	342.21	344.92	307.46	368.15	366.53
Education Media Generalist	4.00	3.00	3.00	3.00	3.00	3.00	2.07	3.00	2.86	2.60
Counselor	26.22	26.22	24.99	26.12	27.22	26.44	25.92	26.32	30.40	30.22
School Psychologist	7.00	7.00	8.00	8.00	8.00	8.00	7.00	8.00	7.60	8.00
Speech/Language Pathologist	9.65	9.50	9.50	9.50	9.50	9.60	9.60	8.60	8.00	7.40
Audiologist	1.00	1.00	1.00	1.00	1.00	1.00	1.00	1.00	1.00	1.00
School Social Worker	4.00	3.00	4.00	4.00	3.00	3.00	2.00	2.00	3.00	3.00
School Nurse	3.50	3.49	3.50	3.84	3.50	4.00	4.00	3.85	3.85	3.35
Instructional Total	**675.61**	**680.97**	**665.36**	**676.81**	**664.53**	**670.27**	**670.57**	**670.98**	**679.19**	**675.34**
Business Manager/District Clerk	1.80	1.80	1.80	1.80	1.84	0.84	1.88	1.76	1.76	1.76
Office Support Personnel - District	19.85	20.31	19.17	19.74	18.66	20.41	21.81	20.81	21.35	21.17
Purchasing/Warehouse Personnel	3.72	3.72	3.78	3.72	3.72	3.75	3.82	3.80	3.88	3.84
Office Support Personnel - Building	30.68	30.68	30.92	31.30	31.25	32.43	33.51	32.84	32.60	34.22
Human Resources Services	0.00	0.00	0.00	0.00	0.00	0.00	0.00	0.00	0.00	0.00
Public Information	0.90	0.90	0.90	0.90	0.92	0.92	0.94	0.94	0.96	0.96
Custodian Supervisor	1.92	1.92	1.96	1.92	1.92	1.96	2.00	1.96	2.00	2.00
Custodial Personnel	43.98	43.02	38.75	38.46	38.07	39.18	41.51	39.70	40.51	41.51
Child Nutrition - Supervisor	1.70	1.71	1.71	1.71	1.71	1.73	1.75	1.75	1.79	1.79
Child Nutrition - Manager	11.15	11.15	11.84	11.13	11.82	11.82	11.98	11.29	12.00	11.29
Child Nutrition - Food Prep	38.47	39.48	40.29	44.82	43.50	40.01	45.49	44.44	40.39	42.43
Child Nutrition - Other	5.22	5.22	5.89	5.22	5.26	5.30	5.38	3.69	4.73	4.04
Building/Grounds Supervisor	3.61	3.84	3.84	3.84	3.92	3.92	3.92	3.92	4.00	4.00
Building/Grounds Personnel	22.08	21.12	21.52	17.28	20.16	19.60	22.00	22.54	23.00	21.00
Instructional Assistant - Regular Ed	39.04	38.13	37.35	37.79	39.19	40.73	41.15	35.29	34.98	36.32
Instructional Assistant - Special Ed	45.94	45.31	44.64	52.96	39.33	42.41	40.78	45.08	44.95	46.56
Instructional Assistant - Title I	19.64	14.23	15.09	16.60	14.68	12.61	12.49	11.49	10.27	10.28
Instructional Assistant - ESL/LEP	0.58	0.58	0.55	0.55	0.56	0.35	0.34	0.40	0.50	1.00
Related Services Asst. - Special Ed	25.97	1.10	1.10	1.10	1.12	0.57	1.12	1.12	0.56	0.56
Interpreter-Hearing Impaired	2.75	2.20	2.75	2.20	2.29	1.71	1.68	1.72	0.86	0.56
Personal Care Assistant - Sp Ed		26.62	26.54	20.33	31.77	32.25	34.73	36.32	33.03	33.24
Library Assistant	13.44	13.43	12.56	13.17	13.35	12.46	13.56	13.56	13.56	13.56
Pupil Transportation Supervisor	2.76	2.76	2.76	2.76	2.76	3.68	3.76	2.82	2.93	2.88
Pupil Transportation Dispatcher	1.84	1.84	1.88	1.84	1.84	2.76	2.82	1.88	1.93	1.88
Pupil Transportation - Bus Mechanic	3.84	3.84	3.92	3.84	3.84	4.90	5.00	4.90	4.00	4.00
Pupil Transportation - Bus Driver	40.16	37.88	32.21	34.66	33.23	33.81	35.66	37.30	35.97	34.97
Pupil Transportation - Bus Monitor	4.16	3.44	3.89	3.80	5.33	4.48	5.57	5.81	5.76	4.96
Safe Environment - Before/After School	0.56	0.42	0.42	0.62	0.78	1.30	1.32	0.66	0.65	0.66
Special Project Personnel		4.55	4.55	4.46	9.54	7.33	8.31	5.68	5.15	0.00
Health Care Assistant							0.32	0.32	0.63	0.62
IT Technology/Data Analysis Svcs	1.50	1.84	2.01	1.84	3.93	1.84	1.88	1.88	1.92	1.92
Computer Technology Technician	9.20	11.04	9.40	11.04	11.04	11.04	11.28	10.15	12.48	13.20
College & Career Ready						1.98	3.25	3.90	4.55	4.55
Non-Certified Total	**396.46**	**394.08**	**383.99**	**391.40**	**397.33**	**398.08**	**421.01**	**409.72**	**403.65**	**401.73**
Grand Total	**1,112.94**	**1,116.05**	**1,091.61**	**1,109.52**	**1,104.07**	**1,112.39**	**1,134.62**	**1,124.05**	**1,126.16**	**1,120.07**

Source: State of Idaho Department of Education ISEE Report.

POCATELLO/CHUBBUCK SCHOOL DISTRICT NO. 25
POCATELLO, IDAHO

MISCELLANEOUS STATISTICS
JUNE 30, 2021
(UNAUDITED)

Date of Incorporation:	October 17, 1887
Form of Government:	Board of Trustees
Number of Full & Part Time Employees:	
Certified	732
Non-certified	817
Area in Square Miles:	360.25
Transportation:	
Buses	84
Daily Mileage	3,703
Annual Mileage	629,560
Students transported daily	3,524
Food Service:	
Location	All Schools
Lunches served daily	4,188
Participation	34.99%
Breakfasts served daily	1,652
Participation	13.79%
Free meal	35.86%
Reduced meal students	8.58%

Source: Pocatello/Chubbuck School District #25

POCATELLO/CHUBBUCK SCHOOL DISTRICT NO. 25
POCATELLO, IDAHO

CAPITAL ASSET INFORMATION
JUNE 30, 2021
(UNAUDITED)

School District No. 25 Facilities and Services:

	GRADES	YEAR CONSTRUCTED	FACILITY SQUARE FEET	ENROLLMENT	STUDENT BUILDING CAPACITY*	PERCENT OF BUILDING CAPACITY USED
ELEMENTARY:						
Chubbuck	K-5	1968	40,691	483	560	86.3%
Edahow	K-5	1965	27,324	296	364	81.3%
Ellis	K-5	1984	36,219	380	588	64.6%
Gate City	K-5	1980	35,202	465	560	83.0%
Greenacres	K-5	1953	40,097	303	452	67.0%
Indian Hills	K-5	1968	39,619	518	644	80.4%
Jefferson	K-5	1980	35,202	351	644	54.5%
Lewis and Clark	K-5	1953	51,207	473	644	73.4%
Lincoln	Head Start	1959	27,684	179	392	45.7%
Syringa	K-5	1962	36,681	397	560	70.9%
Tendoy	K-5	1959	22,294	206	392	52.6%
Tyhee	Montessori/K-5	1912	52,876	516	672	76.8%
Washington	K-5	1920	27,966	232	448	51.8%
Wilcox	K-5	1975	54,984	520	784	66.3%
SECONDARY:						
Alameda	6-8	1952	88,880	636	840	75.7%
Century	9-12	1999	192,124	1,143	1,425	80.2%
Franklin	6-8	1965	91,487	730	812	89.9%
Hawthorne	6-8	1956	91,773	701	980	71.5%
Highland	9-12	1962	202,347	1,489	1,675	88.9%
Irving	6-8	1923	98,044	700	924	75.8%
New Horizon Center	6-12	2012	36,580	224	300	74.7%
Pocatello	9-12	1892	215,088	1,124	1,625	69.2%
OTHER:						
GATE Programs	3-12	1978	11,600	-	N/A	N/A
Education Center	-	1967	59,985	-	N/A	N/A
Maintenance Shop	-	1949	13,752	-	N/A	N/A
Technology Service Center	-	1978	3,600	-	N/A	N/A
Totals	N/A	N/A	1,633,306	12,066	16,285	N/A

* Student building capacity is calculated using 28 students per elementary and middle school classroom, 25 students per high school classroom, and 12 students per alternate school classroom.

Capacity estimates may vary based on individual school programs and classroom square footage.

Source: Pocatello/Chubbuck School District #25

POCATELLO/CHUBBUCK SCHOOL DISTRICT NO. 25
POCATELLO, IDAHO

EXPENDITURE BY FUNCTION - GENERAL FUND
LAST TEN FISCAL YEARS
JUNE 30, 2021
(UNAUDITED)

	2012	2013	2014	2015	2016	2017	2018	2019	2020	2021
Instruction:										
Regular School	$ 34,766,859	$ 35,148,912	$ 35,556,268	$ 36,051,428	$ 36,921,294	$ 39,101,777	$ 40,411,907	$ 42,815,058	$ 44,553,531	$ 42,714,350
	52.79%	50.82%	49.36%	47.39%	47.05%	51.47%	53.20%	56.36%	58.65%	56.23%
Special School	$ 4,741,997	$ 5,196,246	$ 5,175,715	$ 5,483,228	$ 5,714,213	$ 5,503,275	$ 5,763,293	$ 5,969,712	$ 5,409,333	$ 5,050,456
	7.20%	7.51%	7.18%	7.21%	7.28%	7.24%	7.59%	7.86%	7.12%	6.65%
Activity School	$ 1,013,222	$ 986,037	$ 1,135,099	$ 1,134,882	$ 1,124,297	$ 1,104,939	$ 1,158,512	$ 1,309,803	$ 1,187,304	$ 833,843
	1.54%	1.43%	1.58%	1.49%	1.43%	1.45%	1.53%	1.72%	1.56%	1.10%
Other School	$ 109,094	$ 68,946	$ 101,388	$ 128,680	$ 114,329	$ 147,363	$ 159,198	$ 176,843	$ 234,120	$ 146,661
	0.17%	0.10%	0.14%	0.17%	0.15%	0.19%	0.21%	0.23%	0.31%	0.19%
Total Instructional Programs	$ 40,631,172	$ 41,400,141	$ 41,968,470	$ 42,798,218	$ 43,874,133	$ 45,857,354	$ 47,492,910	$ 50,271,416	$ 51,384,288	$ 48,745,310
	61.69%	59.86%	58.26%	56.26%	55.91%	60.37%	62.52%	66.18%	67.64%	64.17%
Support Services:										
Pupil Support	$ 3,666,226	$ 3,699,280	$ 3,691,701	$ 3,868,728	$ 3,972,868	$ 4,283,657	$ 4,647,178	$ 5,236,156	$ 5,557,092	$ 5,624,638
	5.57%	5.35%	5.12%	5.09%	5.06%	5.64%	6.12%	6.89%	7.32%	7.40%
Staff Support	$ 2,859,378	$ 2,670,871	$ 3,419,815	$ 3,408,895	$ 2,997,637	$ 3,497,748	$ 3,673,806	$ 3,616,014	$ 3,917,812	$ 3,619,548
	4.34%	3.86%	4.75%	4.48%	3.82%	4.60%	4.84%	4.76%	5.16%	4.76%
General Administration	$ 959,184	$ 945,415	$ 940,749	$ 1,054,711	$ 962,225	$ 991,185	$ 1,058,310	$ 1,121,164	$ 1,170,871	$ 1,173,532
	1.46%	1.37%	1.31%	1.39%	1.23%	1.30%	1.39%	1.48%	1.54%	1.54%
School Administration	$ 3,856,776	$ 3,713,005	$ 3,942,251	$ 3,939,492	$ 3,984,877	$ 4,142,267	$ 4,465,204	$ 4,685,169	$ 4,861,107	$ 4,831,960
	5.86%	5.37%	5.47%	5.18%	5.08%	5.45%	5.88%	6.17%	6.40%	6.36%
Business Administrative	$ 860,820	$ 864,417	$ 857,170	$ 888,814	$ 931,754	$ 978,781	$ 987,307	$ 1,035,091	$ 1,134,615	$ 1,201,455
	1.31%	1.25%	1.19%	1.17%	1.19%	1.29%	1.30%	1.36%	1.49%	1.58%
Operations	$ 5,924,145	$ 6,247,313	$ 6,287,846	$ 6,211,249	$ 6,505,543	$ 6,615,052	$ 6,672,667	$ 6,836,157	$ 6,864,236	$ 6,684,625
	8.99%	9.03%	8.73%	8.16%	8.29%	8.71%	8.78%	9.00%	9.04%	8.80%
Transportation	$ 2,768,118	$ 2,755,513	$ 2,862,106	$ 2,664,427	$ 2,622,290	$ 2,790,856	$ 3,032,653	$ 3,277,578	$ 3,369,534	$ 3,362,118
	4.20%	3.98%	3.97%	3.50%	3.34%	3.67%	3.99%	4.31%	4.44%	4.43%
Other	$ 319,239	$ 2,074,384	$ 9,681	$ 9,277	$ 10,039	$ -	$ 7,111	$ 50	$ 211,320	$ 719,826
	0.48%	3.00%	0.01%	0.01%	0.01%	0.00%	0.01%	0.00%	0.28%	0.95%
Total Support Services	$ 21,213,886	$ 22,970,198	$ 22,011,319	$ 22,045,593	$ 21,987,233	$ 23,299,546	$ 24,544,236	$ 25,807,379	$ 27,086,587	$ 27,217,702
	32.21%	33.21%	30.56%	28.98%	28.02%	30.67%	32.31%	33.97%	35.66%	35.83%
Non-Instructional Services:										
Other	$ -	$ -	$ 17,242	$ -	$ -	$ -	$ -	$ -	$ -	$ -
	0.00%	0.00%	0.02%	0.00%	0.00%	0.00%	0.00%	0.00%	0.00%	0.00%
	$ -	$ -	$ 17,242	$ -	$ -	$ -	$ -	$ -	$ -	$ -
Total Non-Instructional Services	0.00%	0.00%	0.03%	0.00%	0.00%	0.00%	0.00%	0.00%	0.00%	0.00%
Total Expenditures	$ 61,845,058	$ 64,370,339	$ 63,997,031	$ 64,843,811	$ 65,861,366	$ 69,156,900	$ 72,037,146	$ 76,078,795	$ 78,470,875	$ 75,963,012
Total September Enrollment	12,879	12,729	12,923	12,923	12,589	12,586	12,744	12,810	12,703	12,066
Average Expenditure Per Student	$ 4,802	$ 5,057	$ 4,952	$ 5,018	$ 5,232	$ 5,495	$ 5,653	$ 5,939	$ 6,177	$ 6,296

POCATELLO/CHUBBUCK SCHOOL DISTRICT NO. 25
POCATELLO, IDAHO

DISTRICT ENROLLMENT TRENDS
YEARS 1991 TO 2021 ACTUAL WITH PROJECTIONS FROM 2021-2026
JUNE 30, 2021
(UNAUDITED)

These projections are made using multiple-year cohort analysis. In simple language, this means that students are projected to remain in schools, but are moved up in grade as they become older. Each year, for many years, historical information has been kept relative to the number of students who leave our schools each year for various reasons and the number of students who enter the schools in each age group. From this database, giving greatest weight to the most recent experience and making adjustments for observed changes in some neighborhoods, implied estimates of in-migration and out-migration are made. Birth data is also projected forward adjusted by the implied estimates of in and out migration as described above. Projections of membership enrollment are as of September. These cohort projections are useful in determining estimated state funding and staffing requirments. The District has experienced a decrease in enrollment beginning in 1995 after nearly 20 years of continual upward enrollment trends. This decline may be due in part to increases in private and charter school enrollment, smaller family sizes, and changes in demographics in Bannock County. Enrollment began to stabalize in 2002 and appears to be leveling off for the near future.

FISCAL YEAR	SEPTEMBER ENROLLMENT	FISCAL YEAR	SEPTEMBER ENROLLMENT	FISCAL YEAR	SEPTEMBER ENROLLMENT	FISCAL YEAR	SEPTEMBER ENROLLMENT
1991	13,832	2000	12,776	2009	12,255	2018	12,744
1992	13,839	2001	12,676	2010	12,348	2019	12,810
1993	13,807	2002	12,083	2011	12,788	2020	12,703
1994	14,014	2003	12,080	2012	12,879	2021	12,066
1995	13,856	2004	12,152	2013	12,729	2022	12,239
1996	13,820	2005	12,064	2014	12,923	2023	12,234
1997	13,529	2006	12,055	2015	12,707	2024	12,108
1998	13,127	2007	12,036	2016	12,589	2025	12,049
1999	13,068	2008	12,014	2017	12,586	2026	11,985

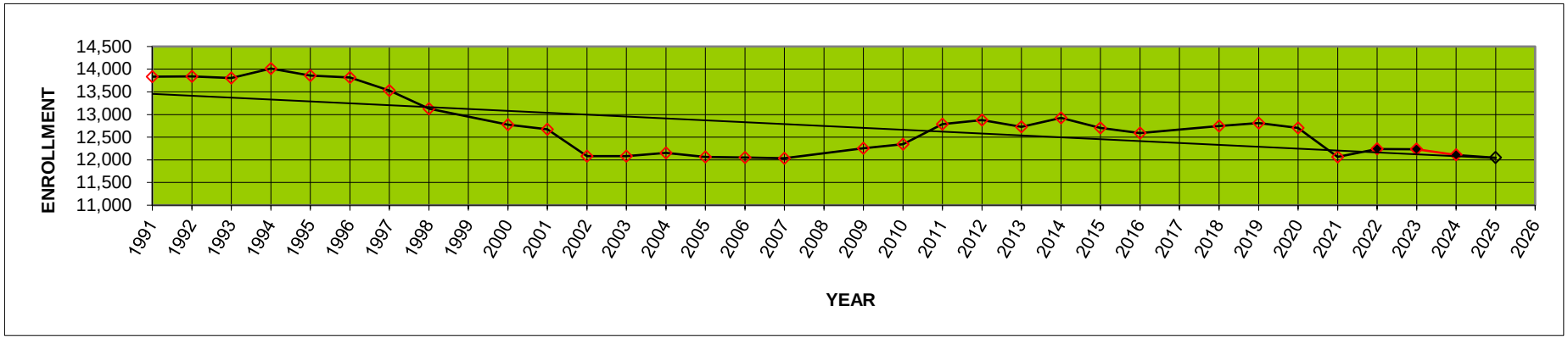

POCATELLO/CHUBBUCK SCHOOL DISTRICT NO. 25
POCATELLO, IDAHO

EDUCATIONAL DEMOGRAPHIC & MISCELLANEOUS STATISTICS
JUNE 30, 2021
(UNAUDITED)

Education	Number of Teachers	Percent of Total
Bachelor's	227	31.10%
Bachelor's + 12	10	1.37%
Bachelor's + 24	94	12.88%
Bachelor's + 36	27	3.70%
Bachelor's + 48	23	3.15%
Bachelor's + 60	121	16.58%
Master's	129	17.67%
Master's + 12	11	1.51%
Master's + 24	15	2.05%
Master's + 36	58	7.95%
Doctorate/ Ed Specialist	15	2.05%
Total	730	100.00%

Years of Experience	Number of Teachers	Percent of Total
0-4	198	27.12%
5-9	157	21.51%
10-14	120	16.44%
15-19	73	10.00%
20-24	80	10.96%
25-29	59	8.08%
30 and over	43	5.89%
Total	730	100.00%

Fiscal year 2018-19 State reported expenditures per student - General Fund $6,209; all funds $8,076. Fiscal year 2019-20 data is not yet available from the State Department of Education.

Teachers with Masters or BA + 36 or higher 54.66%

Teacher/Student Ratio 18.4:1

POCATELLO/CHUBBUCK SCHOOL DISTRICT NO. 25
POCATELLO, IDAHO

SCHEDULE OF INSURANCE COVERAGE

FOR THE FISCAL YEAR ENDED JUNE 30, 2021

Insurance coverage:	
General liability-per occurrence	$ 2,000,000
-per school	5,000,000
Auto-per occurrence	3,000,000
-uninsured motorist	300,000
Crime coverage	300,000
Comprehensive boiler	50,000,000

THINK LEARN BE
MORE
TOGETHER
POCATELLO/CHUBBUCK
SCHOOL DISTRICT 25

SINGLE AUDIT SECTION

This section includes the schedule of expenditures of federal awards, reports on compliance and internal controls and the schedule of findings and questioned costs.

POCATELLO/CHUBBUCK SCHOOL DISTRICT NO. 25
POCATELLO, IDAHO

SCHEDULE OF EXPENDITURES OF FEDERAL AWARDS
FOR THE FISCAL YEAR ENDED JUNE 30, 2021

Federal Grantor/Pass Through Grantor/Program or Cluster Title	Assistance Listing #	Additional Award Identification	Total Federal Expenditures
U.S. Department of Education			
Flow through funding from the State of Idaho Department of Education			
Title I-A ESEA	84.010		$ 2,555,263
Title I School Improvement CSI UP 2	84.010		49,108
Title I-D Neglected and Delinquent Children	84.010		79,333
Education of Homeless Children	84.196		12,440
CARES ACT - ESSERF	84.425	COVID-19	1,957,177
CARES ACT - ESSERF II	84.425	COVID-19	3,760,165
CARES ACT - ESSERF- State Set Aside LMS	84.425	COVID-19	102,940
CARES ACT - ESSERF- State Set Aside SEL	84.425	COVID-19	27,474
School Improvements Grant	84.377		6,406
Title IV-A 21st Century CLC	84.287		260,597
Carl D. Perkins Career and Technical Education	84.048		196,693
Title II-A ESEA	84.367		442,977
Title III-A ESEA	84.365		11,070
Title IV-A ESSA	84.424		251,652
Special Education Cluster:			
IDEA Part B School Age	84.027		2,751,378
IDEA Part B Preschool	84.173		174,805
Total Special Education Cluster			2,926,183
Total U.S. Department of Education			12,639,478
U.S. Department of the Treasury			
Flow through funding from the State of Idaho Department of Education			
Coronivirus Relief Fund	21.019	COVID-19	4,389,417
Total U.S. Department of Treasury			4,389,417
U.S. Department of Agriculture			
Flow through funding from the State of Idaho Department of Education			
Child Nutrition - Cluster			
After School Snack	10.555		13,307
USDA- Commodities	10.555		295,409
School Lunch	10.555		2,680,843
School Breakfast	10.553		668,380
Summer Food Service Program	10.559		674,766
Total Child Nutrition - Cluster			4,332,705
Child and Adult Care	10.558		20,181
Technology Innovation Grant	10.541		10,423
Fresh Fruit and Vegetable Program	10.582		78,388
Total U.S. Department of Agriculture			4,441,697
U.S. Department of Health and Human Services			
Direct programs:			
Head Start	93.600		1,730,919
Head Start - discretionary grant	93.600	COVID-19	29,613
Head Start - Training	93.600		18,610
Head Start- TANF	93.600		124,754
Total U.S. Department of Health and Human Services			1,903,896
Total federal expenditures			$ 23,374,488

POCATELLO/CHUBBUCK SCHOOL DISTRICT NO. 25
POCATELLO, IDAHO

NOTES TO THE SCHEDULE OF EXPENDITURES OF FEDERAL AWARDS

FOR THE FISCAL YEAR ENDED JUNE 30, 2021

NOTE BASIS OF PRESENTATION

The accompanying schedule of expenditures of federal awards (the Schedule) includes the federal grant activity of Pocatello/Chubbuck School District No. 25 under programs of the federal government for the year ended June 30, 2021. The information in this Schedule is presented in accordance with the requirements of Title 2 U.S. Code of Federal Regulations Part 200, *Uniform Administrative Requirements, Cost Principles, and Audit Requirements for Federal Awards* (Uniform Guidance). Because the Schedule presents only a selected portion of the operations of Pocatello/Chubbuck School District No. 25, it is not intended to and does not present the financial position, changes in net assets, or cash flows of Pocatello/Chubbuck School District No. 25.

NOTE SUMMARY OF SIGNIFICANT ACCOUNTING POLICIES

Expenditures reported on the Schedule are reported on the accrual basis of accounting. Such expenditures are recognized following the cost principles contained in the Uniform Guidance and OMB Circular A-87, wherein certain types of expenditures are not allowable or are limited as to reimbursement.

NOTE DE MINIMIS INDIRECT COST RATE

The District has elected not to use the 10% *de minimis* indirect cost rate allowed under the Uniform Guidance.

Deaton & Company, Chartered
Certified Public Accountants
215 North 9th, Suite A
Pocatello, Idaho 83201-5278
(208) 232-5825
Members of Idaho Society of Certified Public Accountants
Members of American Institute of Certified Public Accountants

INDEPENDENT AUDITOR'S REPORT ON INTERNAL CONTROL OVER FINANCIAL REPORTING AND ON COMPLIANCE AND OTHER MATTERS BASED ON AN AUDIT OF FINANCIAL PERFORMED IN ACCORDANCE WITH *GOVERNMENT AUDITING STANDARDS*

To the Board of Trustees
Pocatello/Chubbuck School District No. 25
Pocatello, Idaho

We have audited, in accordance with the auditing standards generally accepted in the United States of America and the standards applicable to financial audits contained in Government Auditing Standards issued by the Comptroller General of the United States, the financial statements of the governmental activities, the business-type activities, each major fund, and the aggregate remaining fund information of the Pocatello/Chubbuck School District No. 25, as of and for the year ended June 30, 2021, and the related notes to the financial statements, which collectively comprise the Pocatello/Chubbuck School District No. 25's basic financial statements and have issued our report thereon dated October 19, 2021.

Internal Control Over Financial Reporting

In planning and performing our audit of the financial statements, we considered Pocatello/Chubbuck School District No. 25's internal control over financial reporting (internal control) to determine the audit procedures that are appropriate in the circumstances for the purpose of expressing our opinions on the financial statements, but not for the purpose of expressing an opinion on the effectiveness of Pocatello/Chubbuck School District No. 25's internal control. Accordingly, we do not express an opinion on the effectiveness of Pocatello/Chubbuck School District No. 25's internal control.

A *deficiency in internal control* exists when the design or operation of a control does not allow management or employees, in the normal course of performing their assigned functions, to prevent, or detect and correct, misstatements on a timely basis. A *material weakness* is a deficiency, or a combination of deficiencies, in internal control, such that there is a reasonable possibility that a material misstatement of the entity's financial statements will not be prevented, or detected and corrected on a timely basis. A *significant deficiency* is a deficiency, or a combination of deficiencies, in internal control that is less severe than a material weakness, yet important enough to merit attention by those charged with governance.

Our consideration of internal control was for the limited purpose described in the first paragraph of this section and was not designed to identify all deficiencies in internal control that might be material weaknesses or, significant deficiencies. Given these limitations, during our audit we did not identify any deficiencies in internal control that we consider to be material weaknesses. However, material weaknesses may exist that have not been identified.

Compliance and Other Matters

As part of obtaining reasonable assurance about whether the Pocatello/Chubbuck School District No. 25's financial statements are free of material misstatement, we performed tests of its compliance with certain provisions of laws, regulations, contracts, and grant agreements, noncompliance with which could have a direct and material effect on the determination of financial statement amounts. However, providing an opinion on compliance with those provisions was not an objective of our audit, and accordingly, we do not express such an opinion. The results of our tests disclosed no instances of noncompliance or other matters that are required to be reported under *Government Auditing Standards*.

Purpose of this Report

The purpose of this report is solely to describe the scope of our testing of internal control and compliance and the results of that testing, and not to provide an opinion on the effectiveness of the entity's internal control or on compliance. This report is an integral part of an audit performed in accordance with *Government Auditing Standards* in considering the entity's internal control and compliance. Accordingly, this communication is not suitable for any other purpose.

Pocatello, Idaho
October 19, 2021

Deaton & Company, Chartered
Certified Public Accountants
215 North 9th, Suite A
Pocatello, Idaho 83201-5278
(208) 232-5825
Members of Idaho Society of Certified Public Accountants
Members of American Institute of Certified Public Accountants

INDEPENDENT AUDITOR'S REPORT ON COMPLIANCE FOR EACH MAJOR PROGRAM AND ON INTERNAL CONTROL OVER COMPLIANCE REQUIRED BY THE UNIFORM GUIDANCE

To the Board of Trustees
Pocatello/Chubbuck School District No. 25
Pocatello, Idaho

Report on Compliance for Each Major Program

We have audited Pocatello/Chubbuck School District No. 25's compliance with the types of compliance requirements described in the OMB Compliance Supplement that could have a direct and material effect on each of Pocatello/Chubbuck School District No. 25's major federal programs for the year ended June 30, 2021. Pocatello/Chubbuck School District No. 25's major federal programs are identified in the summary of auditor's results section of the accompanying schedule of findings and questioned costs.

Management's Responsibility

Management is responsible for compliance with the requirements of laws, regulations, contracts, and grants applicable to its federal programs.

Auditor's Responsibility

Our responsibility is to express an opinion on compliance for each of Pocatello/Chubbuck School District No. 25's major federal programs based on our audit of the types of compliance requirements referred to above. We conducted our audit of compliance in accordance with auditing standards generally accepted in the United States of America; the standards applicable to financial audits contained in Government Auditing Standards, issued by the Comptroller General of the United States; and the audit requirements of Title 2 U.S. *Code of Federal Regulations Part 200, Uniform Administrative Requirements, Cost Principles, and Audit Requirements for Federal Awards* (Uniform Guidance). Those standards and the Uniform Guidance require that we plan and perform the audit to obtain reasonable assurance about whether noncompliance with the types of compliance requirements referred to above that could have a direct and material effect on a major federal program occurred. An audit includes examining, on a test basis, evidence about Pocatello/Chubbuck School District No. 25's compliance with those requirements and performing such other procedures as we considered necessary in the circumstances.

We believe that our audit provides a reasonable basis for our opinion on compliance for each major federal program. However, our audit does not provide a legal determination of Pocatello/Chubbuck School District No. 25's compliance.

Opinion on Each Major Federal Program

In our opinion, Pocatello/Chubbuck School District No. 25, complied, in all material respects, with the types of compliance requirements referred to above that could have a direct and material effect on each of its major federal programs for the year ended June 30, 2021.

Other Matters

The results of our auditing procedures disclosed no instances of noncompliance, which are required to be reported in accordance with the Uniform Guidance.

Report on Internal Control Over Compliance

Management of Pocatello/Chubbuck School District No. 25, is responsible for establishing and maintaining effective internal control over compliance with the types of compliance requirements referred to above. In planning and performing our audit of compliance, we considered Pocatello/Chubbuck School District No. 25's internal control over compliance with the types of requirements that could have a direct and material effect on each major federal program to determine the auditing procedures that are appropriate in the circumstances for the purpose of expressing an opinion on compliance for each major federal program and to test and report on internal control over compliance in accordance with the Uniform Guidance, but not for the purpose of expressing an opinion on the effectiveness of internal control over compliance. Accordingly, we do not express an opinion on the effectiveness of Pocatello/Chubbuck School District No. 25's internal control over compliance.

A deficiency in internal control over compliance exists when the design or operation of a control over compliance does not allow management or employees, in the normal course of performing their assigned functions, to prevent, or detect and correct, noncompliance with a type of compliance requirement of a federal program on a timely basis. A material weakness in internal control over compliance is a deficiency, or combination of deficiencies, in internal control over compliance, such that there is a reasonable possibility that material noncompliance with a type of compliance requirement of a federal program will not be prevented, or detected and corrected, on a timely basis. A significant deficiency in internal control over compliance is a deficiency, or a combination of deficiencies, in internal control over compliance with a type of compliance requirement of a federal program that is less severe than a material weakness in internal control over compliance, yet important enough to merit attention by those charged with governance.

Our consideration of internal control over compliance was for the limited purpose described in the first paragraph of this section and was not designed to identify all deficiencies in internal control over compliance that might be material weaknesses or significant deficiencies. We did not identify any deficiencies in internal control over compliance that we consider to be material weaknesses. However, material weaknesses may exist that have not been identified.

The purpose of this report on internal control over compliance is solely to describe the scope of our testing of internal control over compliance and the results of that testing based on the requirements of the Uniform Guidance. Accordingly, this report is not suitable for any other purpose.

Deaton & Company

Pocatello, Idaho
October 19, 2021

POCATELLO/CHUBBUCK SCHOOL DISTRICT NO. 25
POCATELLO, IDAHO

SCHEDULE OF FINDINGS AND QUESTIONED COSTS

FOR THE FISCAL YEAR ENDED JUNE 30, 2021

SUMMARY OF AUDITOR'S RESULTS

1. The auditor's report expresses an unmodified opinion on the financial statements of Pocatello/Chubbuck School District No. 25, which were prepared in accordance with GAAP.

2. No deficiencies were disclosed during the audit of the financial statements reported in the

3. No instances of noncompliance material to the financial statements of Pocatello/Chubbuck School District No. 25, which would be required to be reported in accordance with *Government Auditing Standards* , were disclosed during the audit.

4. No significant deficiencies in internal control over major federal award programs were reported in the Independent Auditor's Report on Compliance for Each Major Program and on Internal Control over Compliance Required by the Uniform Guidance. No material weaknesses are reported.

5. The auditor's report on compliance for the major federal award programs for Pocatello/Chubbuck School District No. 25 expresses an unmodified opinion on all major federal programs.

6. Audit findings that are required to be reported in accordance with 2 CFR Section 200.516(a) are reported in this Schedule.

7. The programs tested as major programs were:

Coronavirus Relief Fund	Assistance Listing No. 21.019
Carl D Perkins	Assistance Listing No. 84.048
Education Stabilization Fund under CARES act	Assistance Listing No. 84.425
Child Nutrition Cluster	Assistance Listing No. 10.555, 10.553, & 10.559

8. The threshold used for distingushing between Type A and B programs was $750,000.

9. Pocatello/Chubbuck School District No. 25 was determined to be a low-risk auditee.

FINDINGS- FINANCIAL STATEMENT AUDIT

None.

FINDINGS AND QUESTIONED COSTS- MAJOR FEDERAL AWARD PROGRAMS AUDIT

None.

MISSION
VISION & BELIEFS

THINK LEARN BE
MORE
TOGETHER
POCATELLO/CHUBBUCK
SCHOOL DISTRICT 25

MISSION

Learning today for the possibilities of tomorrow.

VISION

The Pocatello/Chubbuck School District is a community of children, parents, educators and patrons working collectively toward a common purpose to graduate learners with the skills to be successful contributors in a changing, diverse world.

BELIEFS

- Learning occurs best in a safe, respectful environment where all individuals are valued.
- Learning is a responsibility shared by students, parents, staff and the community.
- Learning and a successful life are built upon a foundation of positive relationships.
- Learning is enhanced by positive social, emotional and character development.
- Learners know what they are learning, know what progress they have made and know their next steps.
- Learning is fostered through productive struggle.
- Learners and teachers collaboratively analyze achievement and progress to determine the impact of learning and teaching strategies.
- Learning is maximized through consistent application of evidence-based instruction and curriculum.
- Learners graduate prepared for college and careers.
- Learning is a cumulative, lifelong pursuit for all members of the learning community.