



# Citizen-Led Oversight Committee (CLOC)

Eleventh Meeting  
(DESC and Via Zoom)  
November 4, 2020

**Where Learning Leads the Way!**

# Pledge of Allegiance



# Agenda



1. Pledge of Allegiance
2. Approval of Meeting Minutes from October 7, 2020
3. Project Manager Assignments
4. Construction Projects
  - A. Update for MRHS
  - B. Update for RRA
  - C. Updates for Summer Work
5. Design Projects
  - A. Update for RSIA
  - B. Update for BCHS
6. Updated Schedule with Traffic Lights
7. Financial Updates
  - A. Referendum Capital Projects 2019 Financial Summary
  - B. Project Level Financial Details
  - C. 2019 Referendum Project Contingency Log

# Agenda (Continued)



7. Financial Updates (Continued)
  - D. Next Bond Sales Date
  - E. Reporting on Encumbered and Paid-To-Date Figures Outside Main Contracts
8. Updated Cash Flow Projection vs Actual Expenditures
9. Community Outreach
  - A. Community Input Meetings for BCHS and RSIA
  - B. MWBE Workshop with BCBC
10. Demonstration of District Website
11. CLOC Sub-Committee Reports/Updates
12. Forward Looking Items and Events
13. Next Meeting Agenda Items



# 3. Project Manager Assignments

# Project Manager Assignments



PROJECT MANAGER	ASSIGNED PROJECTS
Alexander Marshall	Battery Creek High School
	Beaufort Elementary School
	May River High School (Addition)
	Robert Smalls International Academy

PROJECT MANAGER	ASSIGNED PROJECTS
Marc Brewster	Broad River Elementary School
	James J. Davis Early Childhood Center
	Lady's Island Elementary School
	Joseph S. Shanklin Elementary School
	St. Helena Elementary School
	Whale Branch Elementary School
	Whale Branch Middle School

PROJECT MANAGER	ASSIGNED PROJECTS
Timothy Summers	Bluffton Elementary School
	Bluffton High School
	H.E. McCracken Middle School
	Hilton Head High School
	Hilton Head Island Elementary School
	Hilton Head Island Middle School
	Hilton Head Island School for Creative Arts
	MC Riley Elementary School
	Red Cedar Elementary School
	River Ridge Academy (Addition)

PROJECT MANAGER	ASSIGNED PROJECTS
Mark Koll	Beaufort High School
	Beaufort Middle School
	Coosa Elementary School
	Lady's Island Middle School
	Right Choices
	St. Helena Early Childhood
	Whale Branch Early College High School



# 4. Construction Projects

# May River High School Addition



## Video Tour

<http://beaufortschools.net/cms/One.aspx?portalId=170925&pageId=23777355>



# May River High School Addition



● Under Budget

● Schedule

Funding: 2019 Referendum

Budgeted Funding for Addition: \$15,691,698

Encumbered & Paid (10/30/2020): \$12,451,544

Paid to Date (10/30/2020): \$7,683,508



# May River High School Addition



## MRHS 45 Day Milestones

### **Weekend Activities for October 31<sup>st</sup>:**

No activities planned for this weekend

<b>Finishes/ MEP Systems</b>	<b>Start</b>	<b>Finish</b>
IT Over Head Installation	5 October 2020	4 November 2020
MEP Over Head Installation	5 October 2020	4 November 2020
OSF 2 <sup>nd</sup> Floor Overhead Inspection	11 November 2020	11 November 2020
MCT Flooring 2 <sup>nd</sup> Floor	19 October 2020	13 November 2020
Casework Installation	19 October 2020	13 November 2020
Sewer Tie-In	16 November 2020	20 November 2020
HVAC Test and Balance	9 November 2020	27 November 2020
Site Restoration	26 October 2020	4 December 2020
Installation of IT Equipment	16 November 2020	4 December 2020
District IT Equipment Install	30 November 2020	11 December 2020
OSF Final	16 December 2020	16 December 2020
Furniture Install/Teacher Move In	14 December 2020	23 December 2020
Ribbon Cutting	TBD (Jan. 2021)	

# River Ridge Academy Additions



● Under Budget

● On Schedule

Funding: 2019 Referendum

Budgeted Funding for Additions: \$9,882,109

Encumbered & Paid (10/30/2020): \$9,163,196

Paid to Date (10/30/2020): \$7,505,863



# River Ridge Academy Additions



## OSF Final Occupancy Received on November 2, 2020

RRA 45 Day Milestones

### Weekend Activities for October 31st:

Correction of punch list inspection items

Activity	Start	Finish
Remove Construction Trailer *	16 November 2020	20 November 2020
Complete Landscaping	22 October 2020	30 November 2020

\* Coordinating to relocate to Battery Creek High School

# Summer 2020 Work Update – LS3P/TTC Projects



Project	Scope	Budget	Schedule
Beaufort High School	Safety/Security	● 1	●
	Technology /Infrastructure - Phase 1	● 2	●
	Athletics - Phase 1	●	●
Coosa Elementary School	Technology /Infrastructure - Gen. Replacement	●	●

## Status Flag Comments:

- 1 Required Contingency Use of \$121,143; See 2019 Referendum Project Contingency Log for details
- 2 Required Contingency Use of \$65,000 on 6-24-2020 and Additional Contingency Use of \$91,909.56 on 9-15-2020; See 2019 Referendum Project Contingency Log for details

- BHS: Tech./Infra. Packages are being evaluated
- BHS:
  - Press boxes arrived week of Oct 19<sup>th</sup> and are now in place with installation of stairs occurring;
  - HVAC replacements to occur this week;
  - DD documents for the weight room & wrestling room additions are in review along with pricing
- CES: Generator 3<sup>rd</sup> party testing is scheduled for Saturday Nov. 7<sup>th</sup>

# Summer 2020 Work Update – LS3P/TTC Projects



Project	Scope	Budget	Schedule
Lady's Island Middle School	<b>Safety/Security – Phase 1 COMPLETED</b>	●	●
	Technology /Infrastructure - Phase 1	●	●
Right Choices	Safety/Security - Includes Limited Tech./Infra.	● 1	●
St. Helena Early Childhood	<b>Playgrounds COMPLETED</b>	● 2	●
Whale Branch Early College HS	<b>Athletics COMPLETED</b>	● 3	●

## Status Flag Comments:

- 1 Required Contingency Use of \$388,285; See 2019 Referendum Project Contingency Log for details
- 2 Required Contingency Use of \$29,986; See 2019 Referendum Project Contingency Log for details
- 3 Required Contingency Use of \$1,221,475; See 2019 Referendum Project Contingency Log for details

- LIMS & RC: Tech./Infra. Package proposals from TTC's sub-contractors have been received and are being evaluated
- RC: Vestibule –
  - BJWSA continues to review the sewer closeout documents;
  - All HVAC units are installed;
  - Space to be dried in by Nov. 6<sup>th</sup>;
  - Ceiling to be completed by Nov. 6<sup>th</sup>
- HECC & WBECHS: Contractor continues to work on project closeout documentation

# Summer 2020 Work Update – MPS/HGR Project



Project	Scope	Budget	Schedule
Beaufort Elementary School	Safety/Security	●	●
	Renovations	●	●
	Technology /Infrastructure - Phase 1	●	●
	Playground	●	●

- Tech./Infra. Package proposals are being evaluated
- Phase 3 has commenced, teachers have relocated and into Phase 2 completed section
- OSF Over head is scheduled for November 18<sup>th</sup>; OSF final scheduled for December 16<sup>th</sup>
- Fire Line work has been completed; Fire Sprinkler Riser Room is currently being laid
- The connector between the gym and office has commenced, foundations have been completed, rough in for Plumbing and Electrical to occur prior to slab placement
- 2<sup>nd</sup> HVAC cooling tower to be installed in mid December due to coordination of controls
- Generator is set to arrive mid November and will take approximately one week to change out

# Summer 2020 Work Update – JCS/MBK Projects



Project	Scope	Budget	Schedule
Bluffton Elementary School	Safety/Security	●	●
	Technology /Infrastructure - Phase 1	●	●
	<b>Playgrounds COMPLETED</b>	●	●
H.E. McCracken Middle School	Safety/Security	●	●
	Technology /Infrastructure - Phase 1	●	●
	Athletics	●	●

- BLES & HEMMS: Tech/Infra bid documents were distributed in October; Bid proposals due on November 10<sup>th</sup>
- BLES: Window film completed; IDF closets are 95% complete
- HEMMS: Window film has been completed; IDF closets are 95% complete; Bleachers have been completed; Field lights to commence based upon school schedule



# Summer 2020 Work Update – JCS/MBK Projects



Project	Scope	Budget	Schedule
Hilton Head Island Elementary School - IB	Safety/Security	● 1	●
	Technology /Infrastructure - Phase 1	●	●
	<b>Playgrounds COMPLETED</b>	●	●
Hilton Head Island High School	Athletics - Phase 1	●	●
Hilton Head Island School for Creative Arts	Safety/Security	●	●
	Technology /Infrastructure - Phase 1	●	●
Red Cedar Elementary School	<b>Safety/Security - Speed Bump COMPLETED</b>	●	●

- HHIES & HHISCA: Tech/Infra bid documents were distributed in October; Bid proposals due on November 10<sup>th</sup>
- HHIES: Window film completed; IDF closets are 95% complete
- HHIHS: Confirming installation start date in December for stadium lights with Athletic Director and MUSCO
- HHISCA: Vestibule is 98% complete; IDF closets are 95% complete
- RCES: Contractor continues to work on project closeout documentation

## Status Flag Comments:

- 1 Required Contingency Use of \$653,796; See 2019 Referendum Project Contingency Log for details

# Summer 2020 Work Update – RCA/CC Projects



Project	Scope	Budget	Schedule
Whale Branch Elementary School <span style="color: yellow;">●</span>	Safety/Security	<span style="color: green;">●</span>	<span style="color: green;">●</span>
	Technology /Infrastructure - Phase 1	<span style="color: green;">●</span> 1	<span style="color: green;">●</span>
	Playgrounds	<span style="color: green;">●</span> 2	<span style="color: green;">●</span>
Whale Branch Middle School <span style="color: yellow;">●</span>	Safety/Security	<span style="color: green;">●</span>	<span style="color: green;">●</span>
	Technology /Infrastructure - Phase 1	<span style="color: green;">●</span>	<span style="color: green;">●</span>
	Athletics	<span style="color: green;">●</span> 2	<span style="color: green;">●</span>

## Status Flag Comments:

- 1 Required Contingency Use of \$154,936; See 2019 Referendum Project Contingency Log for details
- 2 GMP Amendment will be necessary
- Water intrusion issues in exterior classroom walls was discovered during 8% Capital HVAC replacements; See additional details on following two (2) slides

- WBES & WBMS: 100% CDs for the IT Packages have been completed and distributed to CCs sub-contractors for bidding; Bids are due in November
- WBES & WBMS: BDA installation has been completed; Testing will be scheduled when emergency generator is installed in 2021
- WBMS: Athletics Gym GMP Price Proposal will be re-submitted in November
- WBES: GMP Price Proposal for Playground to be submitted in 2021
- See next slide for 8% Capital HVAC replacement and remediation

# Summer 2020 Work Update – RCA/CC Projects



## WBES 8% Capital HVAC Replacement and Remediation

- Board approval on Oct. 21<sup>st</sup> of additional Funds of \$1,645,000 to correct the water intrusion issues in the exterior classroom walls;
- WBES Blue Pod – Unoccupied; Remediation work was completed on November 2<sup>nd</sup>; Remaining construction and installation of ceilings is schedule to be completed prior to the end of November 2021
- WBES Red Pod – Unoccupied; Remediation and safety/security projects are on-going; Scheduled to be complete in January 2021;
- WBES Yellow Pod – Occupied; Scheduled for March/April 2021 start of work;
- Exterior Wall Improvements – Work to be accomplished in Phases
  - Phase 1 – Blue Pod to occur in February/March 2021;
  - Phase 2 – Red Pod to occur in April/May 2021; and
  - Phase 3 – Yellow Pod to occur in June/July 2021
- Exterior Site Drainage Improvements - Work to occur during summer break 2021

# Summer 2020 Work Update – RCA/CC Projects



## WBMS 8% Capital HVAC Replacement and Remediation

- Board approved on Oct. 21<sup>st</sup> of additional Funds of \$1,730,500 to correct the water intrusion issues in the exterior classroom walls and to replace additional HVAC units;
- WBMS A Wing – Unoccupied. Work is scheduled to be completed prior to January 4<sup>th</sup>;
- WBMS E Wing – Unoccupied. Work is scheduled to be completed prior to January 4<sup>th</sup>;
- WBMS D & F Wings – Occupied; Improvements to the D & F wings to be completed during summer of 2021
- Exterior Site Drainage Improvements – Work to occur during summer break 2021




## 5. Design Projects


# Design Projects – LS3P/JE DUNN



## Robert Smalls International Academy (RSIA) – School Replacement



**Under Budget**




**On Schedule**

- AIA Agreement is being modified to address comments received from JE Dunn
- 50% DD's are due on November 4<sup>th</sup>; JE Dunn will begin pricing DD's when received
- Drawings have been submitted to OSF, State Fire Marshal's Office, and BCARB; Site drawings to be submitted next week


# Design Projects – JCS/MBK



## Battery Creek High School (BCHS) – Renovation



**Under Budget**



**On Schedule**

- Drawings have been submitted for permitting to OSF and State Fire Marshal's office; Site survey has been completed and the site drawings are to be submitted next week
- Design Development (DD) documents are to be provided in November



## 6. Updated Schedule with Traffic Lights



# Updated Schedule with Traffic Lights



## 2019 Referendum Project Schedules (Nov. 3, 2020)

NOTE: Additional Project Schedules to be Added Upon Receipt of CM Construction Schedules

PROJECT	STATUS FLAG	DESIGN PHASE				CONSTRUCTION PHASE							
		SCHEDULED START	ACTUAL START	SCHEDULED COMPLETION	ACTUAL COMPLETION	SCHEDULED START	ACTUAL START	SCHEDULED SUBSTANTIAL COMPLETION	ACTUAL SUBSTANTIAL COMPLETION	SCHEDULED FINAL COMPLETION	ACTUAL FINAL COMPLETION		
<b>92 BATTERY CREEK HIGH SCHOOL (BCHS)</b>													
51925392	552005	50000	Renovations	●	07/08/20	07/08/20	05/28/21		06/07/21		06/30/23		08/29/23
51925392	554500	52005	Tech./Infra.										
51925392	553001	52008	Athletics										
51925392	552005	50001	CATE expansion										
<b>97 MAY RIVER HIGH SCHOOL (MRHS) ADDITION</b>													
51925397	552005	50000	Building Addition	●	01/25/19	01/25/19	11/01/19	11/01/19	12/01/19	12/01/19	12/15/20		01/01/21
51925397	552006	52001	Safety/Security	●	07/01/22		02/24/23		03/31/23		07/31/23		08/01/23
51925397	553001	52008	Athletics										
51925397	552005	50001	CATE expansion										
51925397	552005	50001	CATE expansion										
<b>79 RIVER RIDGE ACADEMY (RRA) ADDITIONS</b>													
51925379	552005	50000	Additions	●	01/25/19	01/25/19	11/01/19	11/01/19	12/01/19	12/01/19	400/600 Wing 9/1/2020; 800 Wing 10/14/20	400/600 Wing 8/14/20	11/30/20
51925379	552006	52001	Safety/Security	●	07/01/22		02/24/23		03/31/23		07/31/23		08/01/23
51925379	553001	52008	Athletics										
51925379	553002	52004	Playgrounds										
<b>83 ROBERT SMALLS INTERNATIONAL ACADEMY</b>													
51925383	552005	50000	School Replacement	●	07/01/20	07/01/20	05/15/21		New Bldg 07/15/21 Demo/Site 12/02/22		New Bldg 12/02/22 Demo/Site 07/07/23		10/15/23
51925383	553002	52004	Playgrounds										
<b>54 WHALE BRANCH ELEMENTARY SCHOOL (WBEC)</b>													
51925354	552006	52001	Safety/Security	●	01/31/20	01/31/20	06/12/20	06/10/20	07/10/20	06/17/20	07/30/21		08/29/21
51925354	554500	52005	Tech/Infra-Phase 1	●			10/12/20						

### STATUS FLAG LEGEND

- On Schedule
- Slightly Behind Schedule - Designer/CM Has Indicated Recovery Shall Occur. Project Manager Shall Monitor Efforts. See Status Flag Comments for Additional Details.
- Behind Schedule - Designer/CM Has Received Written Communication To Furnish Recovery Schedule. See Status Flag Comments for Additional Details.



# 7. Financial Updates

# Financial Updates



## Referendum Capital Projects 2019 Financial Summary

- See handout/attachment for details

## Project Level Financial Details

- See handouts/attachments for details

## 2019 Referendum Project Contingency Log

- See handout/attachment for details

## Next Bond Sales Date

## Reporting on Encumbered and Paid-To-Date Figures Outside Main Contracts



# 8. Updated Cash Flow Projection vs Actual Expenditures

# Cash Flow Projection vs Actual Expenditures



Cash Flow Rev 2.1 - Data thru Sep 2020		2-Nov-20	REFERENDUM ONLY													
Projects	Project Total (millions)		2020 Expenditures (based on Payments Made and/or Projected, in millions)												% Complete (see Note 1)	
			January	February	March	April	May	June	July	August	September	October	November	December	Total	
RRA Additions	Previous Projection Rev 1	11.25									1.25	0.50	0.25	0.25	2.25	
	Actual to Date									6.56	0.67	0.27			7.50	67%
	New Revision 2.1 Projection											1.30	1.10	0.93	3.33	96%
MRHS Additions	Previous Projection Rev 1	24.00									1.25	0.75	0.50	0.50	3.00	
	Actual to Date									6.48	1.19	0.01			7.68	32%
	New Revision 2.1 Projection											2.20	1.80	1.11	5.11	53%
BES Renovation	Previous Projection Rev 1	27.00									2.00	1.00	1.00	1.00	5.00	
	Actual to Date									0.00	5.92	0.00			5.92	22%
	New Revision 2.1 Projection											1.50	0.88	0.30	2.68	32%
RSIA	Previous Projection Rev 1	70.00									0.25	0.50	1.00	1.00	2.75	
	Actual to Date									0.04	0.00	0.27			0.31	0%
	New Revision 2.1 Projection											0.20	0.20	0.20	0.60	1%
BCHS Renovation	Previous Projection Rev 1	67.00									0.25	0.25	0.50	0.50	1.50	
	Actual to Date									0.02	0.00	0.00			0.02	0%
	New Revision 2.1 Projection											0.20	0.20	0.30	0.70	1%
HHIMS Renovation	Previous Projection Rev 1	33.00									0.00	0.00	0.00	0.00	0.00	
	Actual to Date									0.00	0.00	0.00			0.00	0%
	New Revision 2.1 Projection											0.00	0.00	0.00	0.00	0%
HHIHS Design	Previous Projection Rev 1	4.00									0.00	0.00	0.00	0.00	0.00	
	Actual to Date									0.01	0.00	0.00			0.01	0%
	New Revision 2.1 Projection											0.50	0.40	0.00	0.90	23%
Summer Referendum	Previous Projection Rev 1	108.36									6.00	1.00	1.00	1.00	9.00	
	Actual to Date									2.82	3.24	2.70			8.76	8%
	New Revision 2.1 Projection											6.00	6.00	4.76	16.76	24%
Sub-Total	Previous Projection Rev 1	344.61	0.00	2.00	1.00	0.00	4.75	12.50	12.75	14.50	11.00	4.00	4.25	4.25	71.00	
	Actual to Date		0.00	1.83	1.14	0.02	4.70	1.75	1.70	4.79	11.02	3.25			30.20	9%
	New Revision 2.1 Projection											11.90	10.58	7.60	30.08	17%
Original Projection Cumulative Total			2.25	5.50	9.25	13.50	26.00	39.00	53.50	64.50	69.00	71.75	74.00	75.75		
Previous Projection Revision 1 Cumulative Total			0.00	2.00	3.00	3.00	7.75	20.25	33.00	47.50	58.50	62.50	66.75	71.00		
Actual Cumulative Total			0.00	1.83	2.97	2.99	7.69	9.44	11.14	15.93	26.95	30.20				
Actual Cumulative Total + New Revision 2.1 Projection Total												38.85	49.43	57.03		

Note 1: For the Percent Complete column, the Actual row (in tan) shows the Actual Completion Percentage.  
The New Revision 2.1 Projection row (in blue) shows the Actual PLUS New Revision 2.1 Projection Percentage (in bold).

# Cash Flow Projection vs Actual Expenditures



Cash Flow Rev 2.1 - Data thru Sep 2020		2-Nov-20	REFERENDUM ONLY														
Projects		Project Total (millions)	Previously Spent	2021 Expenditures (based on Payments Made and/or Projected, in millions)												% Complete (see Note 1)	
				January	February	March	April	May	June	July	August	September	October	November	December	Total	
RRA Additions	Previous Projection Rev 1	11.25	2.25	0.00	0.00	0.00	0.00	0.00	0.00	0.00	0.00	0.00	0.00	0.00	0.00	2.25	
	Actual to Date		7.50													7.50	67%
	New Revision 2.1 Projection		3.33	0.40	0.29											4.02	102%
MRHS Additions	Previous Projection Rev 1	24.00	3.00	0.50	0.50	0.00	0.00	0.00	0.00	0.00	0.00	0.00	0.00	0.00	0.00	4.00	
	Actual to Date		7.68													7.68	32%
	New Revision 2.1 Projection		5.11	0.75	0.50	0.20	0.20									6.76	60%
BES Renovation	Previous Projection Rev 1	27.00	5.00	1.00	1.00	1.00	1.00	1.00	3.00	3.00	2.50	1.50	0.50	0.00	0.00	20.50	
	Actual to Date		5.92													5.92	22%
	New Revision 2.1 Projection		2.68	0.50	1.00	1.00	1.00	1.00	1.00	1.50	2.00	2.00	1.50	1.50	1.00	17.68	87%
RSIA	Previous Projection Rev 1	70.00	2.75	1.50	1.50	2.00	2.00	3.00	5.00	5.00	5.50	5.00	4.00	4.00	4.00	45.25	
	Actual to Date		0.31													0.31	0%
	New Revision 2.1 Projection		0.60	1.00	1.00	1.00	1.00	2.00	2.00	3.00	4.00	5.00	5.00	5.50	5.00	36.10	52%
BCHS Renovation	Previous Projection Rev 1	67.00	1.50	0.50	0.50	0.50	0.50	0.50	1.25	2.00	2.00	2.00	1.00	1.00	1.00	14.25	
	Actual to Date		0.02													0.02	0%
	New Revision 2.1 Projection		0.70	0.30	0.50	0.50	0.50	0.50	0.50	0.70	1.00	1.00	2.00	2.00	2.00	12.20	18%
HHIMS Renovation	Previous Projection Rev 1	33.00	0.00	0.00	0.00	0.00	0.50	0.50	3.00	3.00	1.00	0.50	0.50	0.50	0.50	10.00	
	Actual to Date		0.00													0.00	0%
	New Revision 2.1 Projection		0.00						0.50	0.50	1.00	1.50	2.00	3.00	2.00	10.50	32%
HHHS Design	Previous Projection Rev 1	4.00	0.00	0.00	0.00	0.00	0.00	0.00	0.00	0.00	0.00	0.00	0.00	0.00	0.00	0.00	
	Actual to Date		0.01													0.01	0%
	New Revision 2.1 Projection		0.90													0.90	23%
Summer Referendum	Previous Projection Rev 1	108.36	9.00	1.00	1.00	1.00	1.00	2.00	6.50	6.50	7.00	5.61	1.00	0.50	0.50	42.61	
	Actual to Date		8.76													8.76	8%
	New Revision 2.1 Projection		16.76	2.00	1.00	1.00	1.00	1.00	2.00	3.00	5.00	6.00	7.00	1.00	1.00	47.76	52%
Sub-Total	Previous Projection Rev 1	344.61	71.00	4.50	4.50	4.50	5.00	7.00	18.75	19.50	18.00	14.61	7.00	6.00	6.00	186.36	
	Actual to Date		30.20													30.20	9%
	New Revision 2.1 Projection		30.08	4.95	4.29	3.70	3.70	4.50	6.00	8.70	13.00	15.50	17.50	13.00	11.00	135.92	48%
Original Projection Cumulative Total				78.25	81.25	84.75	89.25	95.25	115.30	135.30	153.80	166.25	173.30	179.25	185.25		
Previous Projection Revision 1 Cumulative Total				75.50	80.00	84.50	89.50	96.50	115.25	134.75	152.75	167.36	174.36	180.36	186.36		
Actual Cumulative Total																	
Actual Cumulative Total + New Revision 2.1 Projection Total				61.98	66.27	69.97	73.67	78.17	84.17	92.87	105.87	121.37	138.87	151.87	162.87		

Note 1: For the Percent Complete column, the Actual row (in tan) shows the Actual Completion Percentage.  
The New Revision 2.1 Projection row (in blue) shows the Actual PLUS New Revision 2.1 Projection Percentage (in bold).

# Cash Flow Projection vs Actual Expenditures



Cash Flow Rev 2.1 - Data thru Sep 2020		2-Nov-20	REFERENDUM ONLY														
Projects		Project Total (millions)	Previously Spent	2022 Expenditures (based on Payments Made and/or Projected, in millions)												% Complete [see Note 1]	
				January	February	March	April	May	June	July	August	September	October	November	December	Total	
RRA Additions	Previous Projection Rev 1	11.25	2.25	0.00	0.00	0.00	0.00	0.00	0.00	0.00	0.00	0.00	0.00	0.00	0.00	2.25	
	Actual to Date		7.50													7.50	67%
	New Revision 2.1 Projection		4.02													4.02	102%
MRHS Additions	Previous Projection Rev 1	24.00	4.00	0.00	0.25	0.25	0.25	0.25	0.25	0.50	0.50	0.50	0.50	0.50	0.50	8.25	
	Actual to Date		7.68													7.68	32%
	New Revision 2.1 Projection		6.76			0.20	0.20	0.50	0.50	0.50	0.75	0.75	0.70	0.65	0.60	12.11	82%
BES Renovation	Previous Projection Rev 1	27.00	20.50	0.00	0.00	0.00	0.00	0.00	0.00	0.00	0.00	0.00	0.00	0.00	0.00	20.50	
	Actual to Date		5.92													5.92	22%
	New Revision 2.1 Projection		17.68	2.00	1.40											21.08	100%
RSIA	Previous Projection Rev 1	70.00	45.25	3.00	3.00	3.00	3.00	3.50	4.00	3.00	2.00	0.00	0.00	0.00	0.00	69.75	
	Actual to Date		0.31													0.31	0%
	New Revision 2.1 Projection		36.10	5.00	5.00	5.00	4.00	4.00	3.00	3.00	2.00	1.86	1.00			69.96	100%
BCHS Renovation	Previous Projection Rev 1	67.00	14.25	2.50	2.50	2.50	2.50	2.50	4.00	4.00	4.00	2.00	2.00	2.00	1.00	45.75	
	Actual to Date		0.02													0.02	0%
	New Revision 2.1 Projection		12.20	2.00	2.00	2.00	2.00	2.00	2.00	3.00	4.00	4.00	3.00	3.00	2.00	43.20	65%
HHIMS Renovation	Previous Projection Rev 1	33.00	10.00	0.50	0.50	1.00	1.00	2.00	2.00	2.00	1.00	1.00	1.00	0.50	0.50	23.00	
	Actual to Date		0.00													0.00	0%
	New Revision 2.1 Projection		10.50	0.40	0.50	0.50	0.50	0.80	1.00	1.50	2.00	2.00	2.00	2.00	1.50	25.20	76%
HHHS Design	Previous Projection Rev 1	4.00	0.00	0.00	0.00	0.00	0.00	0.00	0.00	0.00	0.25	0.25	0.25	0.25	0.25	1.25	
	Actual to Date		0.01													0.01	0%
	New Revision 2.1 Projection		0.90										0.20	0.20	0.40	1.70	43%
Summer Referendum	Previous Projection Rev 1	108.36	42.61	0.50	0.50	0.50	1.00	1.50	6.50	6.50	7.00	6.00	1.00	0.50	0.50	74.61	
	Actual to Date		8.76													8.76	8%
	New Revision 2.1 Projection		47.76	0.50	0.50	0.50	0.50	0.50	1.00	2.00	4.00	6.00	6.00	7.00	1.00	77.26	79%
Sub-Total	Previous Projection Rev 1	344.61	186.36	6.50	6.75	7.25	7.75	9.75	16.75	16.00	14.75	9.75	4.75	3.75	2.75	292.86	
	Actual to Date		30.20													30.20	9%
	New Revision 2.1 Projection		135.92	9.90	9.40	8.20	7.20	7.80	7.50	10.00	12.75	14.61	12.90	12.85	5.50	254.53	83%
Original Projection Cumulative Total				191.80	198.50	205.80	213.50	223.50	240.00	257.00	271.80	281.50	286.30	290.00	292.75		
Previous Projection Revision 1 Cumulative Total				192.86	199.61	206.86	214.61	224.36	241.11	257.11	271.86	281.61	286.36	290.11	292.86		
Actual Cumulative Total																	
Actual Cumulative Total + New Revision 2.1 Projection Total				172.77	182.17	190.37	197.57	205.37	212.87	222.87	235.62	250.23	263.13	275.98	281.48		

Note 1: For the Percent Complete column, the Actual row (in tan) shows the Actual Completion Percentage.  
The New Revision 2.1 Projection row (in blue) shows the Actual PLUS New Revision 2.1 Projection Percentage (in bold).

# Cash Flow Projection vs Actual Expenditures



Cash Flow Rev 2.1 - Data thru Sep 2020		2-Nov-20	REFERENDUM ONLY														
Projects	Project Total (millions)	Previously Spent	2023 Expenditures (based on Payments Made and/or Projected, in millions)												Total	% Complete (see Note 1)	
			January	February	March	April	May	June	July	August	September	October	November	December			
RRA Additions	Previous Projection Rev 1	11.25	2.25	0.00	0.00	0.00	0.00	0.00	0.00	0.00	0.00	0.00	0.00	0.00	0.00	2.25	
	Actual to Date		7.50													7.50	67%
	New Revision 2.1 Projection		4.02													4.02	102%
MRHS Additions	Previous Projection Rev 1	24.00	8.25	0.50	0.50	0.50	0.50	0.50	1.00	1.00	0.25	0.00	0.00	0.00	0.00	13.00	
	Actual to Date		7.68													7.68	32%
	New Revision 2.1 Projection		12.11	0.55	0.55	0.55	0.50	0.50	0.45	0.40	0.32	0.20	0.20			16.33	100%
BES Renovation	Previous Projection Rev 1	27.00	20.50	0.00	0.00	0.00	0.00	0.00	0.00	0.00	0.00	0.00	0.00	0.00	0.00	20.50	
	Actual to Date		5.92													5.92	22%
	New Revision 2.1 Projection		21.08													21.08	100%
RSIA	Previous Projection Rev 1	70.00	69.75	0.00	0.00	0.00	0.00	0.00	0.00	0.00	0.00	0.00	0.00	0.00	0.00	69.75	
	Actual to Date		0.31													0.31	0%
	New Revision 2.1 Projection		69.96													69.96	100%
BCHS Renovation	Previous Projection Rev 1	67.00	45.75	2.00	2.00	2.00	2.00	4.00	4.00	4.00	1.00	0.00	0.00	0.00	0.00	66.75	
	Actual to Date		0.02													0.02	0%
	New Revision 2.1 Projection		43.20	2.00	2.00	2.00	2.00	3.00	3.00	4.00	2.50	1.50	1.00	0.78		66.98	100%
HHIMS Renovation	Previous Projection Rev 1	33.00	23.00	0.50	0.50	1.00	1.00	2.00	2.00	2.00	1.00	0.00	0.00	0.00	0.00	33.00	
	Actual to Date		0.00													0.00	0%
	New Revision 2.1 Projection		25.20	0.50	0.50	0.50	0.50	1.00	1.00	2.00	1.00	0.50	0.30			33.00	100%
HHIHS Design	Previous Projection Rev 1	4.00	1.25	0.25	0.25	0.25	0.25	0.50	0.50	0.50	0.25	0.00	0.00	0.00	0.00	4.00	
	Actual to Date		0.01													0.01	0%
	New Revision 2.1 Projection		1.70	0.40	0.38	0.21	0.20	0.20	0.20	0.20	0.20	0.20	0.10			3.99	100%
Summer Referendum	Previous Projection Rev 1	108.36	74.61	0.50	0.50	0.50	1.00	1.50	4.00	4.00	1.00	0.25	0.00	0.00	0.00	87.86	
	Actual to Date		8.76													8.76	8%
	New Revision 2.1 Projection		77.26	0.50	0.50	0.50	0.50	0.50	2.00	4.00	4.00	5.00	4.54	2.00	1.00	102.30	102%
Sub-Total	Previous Projection Rev 1	344.61	292.86	3.75	3.75	4.25	4.75	8.50	11.50	11.50	3.50	0.25	0.00	0.00	0.00	344.61	
	Actual to Date		30.20													30.20	9%
	New Revision 2.1 Projection		254.53	3.95	3.93	3.76	3.70	5.20	6.65	10.60	8.02	7.40	6.14	2.78	1.00	317.66	101%
Original Projection Cumulative Total				296.50	300.30	304.50	309.30	317.80	329.30	340.80	344.30	344.50	344.50	344.50	344.50		
Previous Projection Revision 1 Cumulative Total				296.61	300.36	304.61	309.36	317.86	329.36	340.86	344.36	344.61	344.61	344.61	344.61		
Actual Cumulative Total																	
Actual Cumulative Total + New Revision 2.1 Projection Total				285.43	289.36	293.12	296.82	302.02	308.67	319.27	327.29	334.69	340.83	343.61	344.61		

Note 1: For the Percent Complete column, the Actual row (in tan) shows the Actual Completion Percentage.  
The New Revision 2.1 Projection row (in blue) shows the Actual PLUS New Revision 2.1 Projection Percentage (in bold).





# 9. Community Outreach

# Community Outreach



## **Battery Creek High School (BCHS) – Renovation**

Finalizing date/time for a public meeting in November to review Design Development (DD) documents

## **Robert Smalls International Academy (RSIA) – School Replacement**

Virtual Community Input – 2<sup>nd</sup> Meeting (Review DD's)

November 12<sup>th</sup> from 6:00 to 7:00 pm

## **MWBE Workshop**

A workshop has been coordinated with the Beaufort County Black Chamber of Commerce (BCBCC) for November 19<sup>th</sup> from 9:30 am to 11:30 am



# 10. Demonstration of District Website and Links to Referendum and CLOC Information



# 11. CLOC Sub-Committee Reports/Updates



## 12. Forward Looking Items and Events



# 13. Next Meeting Agenda Items



# Citizen-Led Oversight Committee (CLOC)

Eleventh Meeting  
(DESC and Via Zoom)  
November 4, 2020

**Where Learning Leads the Way!**