



ORANGE UNIFIED SCHOOL DISTRICT

Measure S Bond Program

March 2022 Monthly Progress Report



PERIOD COVERED:

March 1-31, 2022

FISCAL YEAR

FY 2021-2022

PROGRESS REPORT NO.

PR-057-2021-057

PREPARED BY:

CUMMING
Building Value Through Expertise



TABLE OF CONTENTS

1.0 Executive Summary

1.1 Program Summary

1.2 Program Highlights/Key Milestones

1.3 Look Ahead (next 90 days)

2.0 Project Status Report

Canyon HS – Science Center

El Modena HS – Science Center

Orange HS – Utility Infrastructure (Increment # 1)

Orange HS – Science Center (Increment # 2)

Villa Park HS – Interim Housing & Science Center

3.0 Financial Report

3.1 Project Cost Estimate

- Budget vs Actuals with Vendor details per High School

3.2 Cash Flow Projections

4.0 Program Schedule Summary

4.1 Phase I Schedule Summary

4.2 Phase II Schedule Summary



1.0 EXECUTIVE SUMMARY

1.1 Program Summary

Division of State Architects (DSA) approval to establish Phase 1 design criteria completed as follows:

- (Completed) September 22, 2020 - El Modena HS Phase 1 Quad (04-119124)
- (Completed) October 24, 2019 - Villa Park HS New Parking and Drop Off (04-118521).
- (Completed) June 25, 2019 - Orange HS Custom Tensile Fabric Shade Structures (04-118351)
- (Completed) May 2, 2019 - Canyon HS Interim Modular Kitchen (04-118418)
- (Completed) January 31, 2019 - Canyon HS Science Center (04-117300)
- (Completed) November 6, 2018 - El Modena HS Science Center (04-117098)
- (Completed) August 16, 2018 - Villa Park HS Science Center (04-117022)
- (Completed) July 12, 2018 - Orange HS Science Center (Increment # 2) (04-116859)
- (Completed) April 10, 2018 - Orange HS Increment # 1 (Satellite Kitchen) (04-116673.2)
- (Completed) March 1, 2018 - Orange HS Increment #1 (Infrastructure Upgrades, Move Relocatable Buildings, Bus Drop-Off, Restroom Renovation Project) (04-116673.1)
- (Completed) February 7, 2018 - Villa Park HS Interim Housing (DSA Application #04-116788)

Phase 1 construction started (NTP) / completed, as follows:

- Construction Start - June 15, 2018 – Orange HS Site Infrastructure (Increment #1)
 - (Completed) June 28, 2019 – Orange HS Site Infrastructure (Increment #1) (04-116673.1)
- Construction Start January 7, 2019 – Villa Park HS (Interim Housing and Science Center)
 - (Completed) March 1, 2022 – Parking Lot Drop-Off (04-118521)
 - (Completed) March 17, 2022 – Interim Housing (04-116788)
- Construction Start February 18, 2019 – Orange HS Science Center (Increment #2)
 - (Completed) April 8, 2020 – Custom Tensile Fabric Shade Structure (04-118351)
 - (Completed) February 11, 2021 – Orange HS Science Center (04-116859)
- Construction Start April 2, 2019 – El Modena HS Science Center
- Construction Start June 12, 2019 – Canyon HS Interim Housing & Science Center
 - (Completed) August 7, 2020 – Interim Modular Kitchen (04-118418)

Division of State Architects (DSA) approval to establish Phase 2 design criteria as follows:

- Submitted on March 3, 2021 – Villa Park HS Phase 2 (04-119694)
 - (Completed) September 10, 2021.
- Submitted April 23, 2021 – El Modena HS Phase 2 (04-120032)
- Submitted May 26, 2021 – Orange HS Phase 2 (04-120151)
 - (Completed) January 25, 2022.
- Submitted August 17, 2021 – Canyon HS Phase 2 (04-120410)
 - (Completed) January 14, 2022.



Phase 2 construction started (NTP) / completed, as follows:

- Construction Start - September 23, 2021 – Orange HS Bldg. 300 Admin Swing Space (S2122-001C)
 - [\(Completed\) March 1, 2022 – Orange HS Bldg. 300 Admin Swing Space \(S2122-001C\)](#)

1.2 Program Highlights/Key Milestones

California Environmental Quality Act (CEQA) Compliance ACHIEVED on Phase 1 (as required by law):

- Villa Park HS Science Center – Notice of Exemption (Board approved on 9/20/18).
- Canyon HS Science Center – Notice of Exemption (Board approved on 7/26/18).
- Orange HS Science Center – Notice of Exemption (Board approved on 3/8/18).
- El Modena HS Science Center – Notice of Exemption (Board approved on 3/8/18).

California Environmental Quality Act (CEQA) Compliance PENDING on Phase 2 (as required by law):

- Canyon HS Phase 2 – [Notice of Exemption \(to recommend on 6/2/22 Board agenda\)](#)
- El Modena HS Phase 2 – [Notice of Exemption \(to recommend on 5/5/22 Board agenda\)](#)
- Orange HS Phase 2 – Based on CEQA review, no new Notice of Exemption needed.
- Villa Park HS Phase 2 – [Notice of Exemption \(to recommend on 4/14/22 Board agenda\)](#)

Phase 2 Measure S Bond Project Development Update:

- As of March 31, 2022, at Canyon HS – Phase 2 (04-120410), originally accepted by DSA on 8/17/21, was design approved by DSA on 1/14/22, working with CannonDesign (Arch), Cordoba (CM) and Purchasing Department to finalize the specification format and put together the bid package.
- As of March 31, 2022, at Orange HS - Phase 2 (04-120151), originally accepted by DSA on 5/26/21, was design approved by DSA on 1/25/22.
 - On 3/17/22, Purchasing Department sent out the legal notice for Bid No. S2122-002 Orange HS 2-Story Classroom Student Services Building.
 - Purchasing Department to finalize mandatory pre-bid conference on site, scheduled for 4/1/22.
- As of March 31, 2022, at Villa Park HS - Phase 2 (04-119694), originally accepted by DSA on 03/03/21, was design approved by DSA on 09/10/2021, Purchasing Department working with team to send out the legal notice for Bid No. S2122-003 Villa Park HS (need to finish the title). The projected advertisement date is 5/19/22.
- As of March 31, 2022, at El Modena HS - Phase 2 (04-120032), accepted for DSA Plan Review on April 23, 2021. The Architect (HED) in backcheck review for questions from DSA. Projecting acceptance by the end of April.



- As of March 31, 2022, Environmental Audit has completed the CEQA Phase II review and reports for all four high schools.
- As of March 31, 2022, processed New Dimension payment application # 03 (Jan-Feb) for the Orange HS Bldg. 300 Swing Space work, reflecting 100% paid overall completion, reflecting the full 159 calendar days elapsed.

Program Wide Cash Flow Projection / Bond Issuance

- On October 19, 2021, an updated cash flow assessment was produced, which projects the current spend threshold for Phase 1 being achieved in **February 2022**. The Phase II project schedules are based on this projection for Series B Bond sale and use of funds prior to construction activity.
- As of March 31, 2022, the CBO projects; meetings with the Bond Rating Agency; Bond sale projected for the second week in May; and with a successful sale, cash projected on accounts in the first week in June 2022.

Project Achievements:

03/01/22 Division of State Architects (DSA) granted a **Certificate of Compliance** for the completion of project application number **04-118521, Villa Park High School Parking Drop-Off, Site Improvements, Signage**.

03/10/22 Board approval of **Change Order # 11** for **Angeles Contractor, Inc.** at Villa Park HS in the amount of; Change Order No. 11: **\$2,433.14 – 0 Calendar Days** Additional Contract Time; Description: General Contractor costs based on Seven (7) PCO's: One (1) Unforeseen Conditions, Two (2) Owner Requested and Four (4) Design Related changes.

03/10/22 Board approval of **Change Order # 12** for **Angeles Contractor, Inc.** at El Modena HS in the amount of; Change Order No. 12: **\$47,664.13 – 0 Calendar Days** Additional Contract Time; Description: General Contractor costs based on Three (3) PCO's: Two (2) Unforeseen Conditions, Zero (0) Owner Requested and One (1) Design Related changes.

03/17/22 Division of State Architects (DSA) granted a **Certificate of Compliance** for the completion of project application number **04-116788, Villa Park High School Interim Housing** project.

As of 03/31/22, processing **payment application # 34** (February), for ACI (EMHS) reflecting **98%** paid overall completion, reflecting **509 calendar days** elapsed.

As of 03/31/22, processing **payment application # 36** (February), for ACI (VPHS) reflecting **98%** paid overall completion, reflecting **676 calendar days** elapsed.

As of 03/31/22, processing **payment application # 33** (February) for Swinerton (CHS) reflecting **92%** paid overall completion, reflecting **1,029 calendar days** elapsed.



As of 03/31/22, processed [payment application # 03](#) (Jan-Feb) for New Dimension (OHS PHII) reflecting [100%](#) paid overall completion, reflecting [159 calendar days](#) elapsed.

1.3 Look Ahead (next 90 days)

Board of Education Agenda

April 14th

1. Recommend Board approval and acceptance of completed contract and authorize to file the appropriate **Notice of Completion** for – **S2122-001C Orange High School Building 300 Administration Swing Space**. The contract listed below have been completed and require acceptance by the Board of Education prior to filing of appropriate notice of completion:

Bid No. S2122-001C Orange High School Building 300 Administrative Swing Space:

| | |
|--------------------------|---|
| Project | Orange High School Bldg. 300 Admin. Swing Space |
| Board Approval: | September 9, 2021 |
| Original Purchase Order: | 221571 |
| Completion Date: | March 1, 2022 |
| Contractor: | New Dimension General Construction, Inc. |
| Original Project Amount: | \$99,450.00 |
| Change Order Amount: | <\$384.10> |
| Total Project Amount: | \$99,065.90 |
| Fund: | Building Measure S Projects (21) |

2. Recommend Board approval of **Change Order # 22** for **SWINERTON** at **Canyon HS** in the amount of; **Change Order No. 22: \$29,080.30 – 0 Calendar Days** Additional Contract Time; Description: General Contractor costs based on Nine (4) PCO's: Two (2) Unforeseen Conditions, One (1) Owner Requested and One (1) Design Related changes.
3. Recommend approval of Resolution and Public Hearing, and recordation with the County of Orange Records Office, on each of the following: **Notice of Exemption (NOE) for El Modena HS Phase II project (04-120032)**.
4. Recommend Board approval of **Service Amendment # 03** from **Lionakis** proposal dated 3/31/2022, to prepare bid documents and a probable construction cost estimate for the **Orange HS Phase 2 (Increment #2) - New Ceilings, Lighting and Audio-Visual systems, and the removal of HVAC and installation, at all locations within the Little Theater along with the addition of a Dressing Room / Restroom area**, reflecting a cost of; **\$162,720.00**.
5. Recommend Board approval of **Change Order # 13** for **ANGELES** at **Villa Park HS** in the amount of; **Change Order No. 13: \$66,648.18 – 0 Calendar Days** Additional Contract Time; Description:



General Contractor costs based on Seven (7) PCO's: One (1) Unforeseen Conditions, Two (2) Owner Requested and Four (4) Design Related changes.

Program Wide

- Orange HS Science Center – completing items on the Warranty list.
- Orange HS Phase II –Purchasing Department finalize and advertised the bid package. The mandatory pre-bid conference on site, scheduled for 4/1. Reviewing and responding to, with team input, pre-bid requests for information.
- Orange HS Bldg. 300 Swing Space (Phase II) – New Dimension is finishing up the project and will be substantially complete in March.
- Orange HS Bldg. 300 Swing Space (Phase II) – Move Manager working with Orange HS principal on the administrative use of the interim swing space required during the construction of the new administration building (phase 2). Assist with any removal of surplus items and/or hazardous material items from the classrooms and campus.
- El Modena HS Science Center – Angeles Contractor (ACI) is completing HVAC pre-testing with commissioning, all site and landscaping work and all interior completion work being done to prepare for full substantial completion. State elevator inspection scheduled for April 5th.
- El Modena HS Science Center – Move Manager continued dialogue with Science Dept., and teachers relocating to new classrooms and fielded questions regarding next steps. Finalized key listing spreadsheet, Employee Key Custody Records/teacher, and delivered spare keys to District Locksmith, with corresponding email of files to same and EMHS Principal's Secretary (key manager).
- El Modena HS Phase II – HED (Architect of Record) in backcheck review for questions from DSA. Projecting acceptance by the end of April.
- Villa Park HS Interim Housing & Science Center – Angeles completing extended water test for curtain walls and windows, completing, interior punch list work, as well as exterior paving, fire lane, retention basin, storm water piping and landscape work.
- Villa Park HS Interim Housing & Science Center – After completing the Parking and Drop Off zone (04-118521) project, and the Interim housing (04-116788), so that all completed DSA final documents can be uploaded.
- Villa Park HS Phase II – Purchasing Department working with team to send out the legal notice for Bid No. S2122-003 Villa Park HS (need to finish the title). The projected advertisement date is 5/19.



-
- Villa Park HS Phase II –Move Manager to Assist the project manager in the delivery/installation of the owner-furnished contractor to install (OFCI) equipment. Complete the removal of the surplus and hazardous material items from the classrooms that are relocating.
 - Canyon HS Science Center – Swinerton continuing with new kitchen area grading and concrete prep work and working on completing punch list items for the Science Center building and finishing up these punch list items, while preparing for substantial completion.
 - Canyon HS Phase II –Cannon Design (Architect of Record) working with Cordoba (CM) and Purchasing Department to finalize the specification format and put together the bid package.
 - Canyon HS Phase II –Move Manager to work with administrative staff/Principal on removing existing surplus furniture and cleanout of existing administrative areas vacated for the need to prep for Ph. 2.



2.0 PROJECT STATUS REPORT



Canyon High School
New STEM Building

CANYON HIGH SCHOOL
New STEM Building



EL MODENA SCIENCE CENTER
03.18.2017

Overall View

HED
12



Orange High School Science Center



ST VILLA PARK HIGH SCHOOL

LPA



CANYON HIGH SCHOOL

CANYON HS SCIENCE CENTER


- ✓ 12 Laboratory Rooms
- ✓ 12 General Classrooms
- ✓ Student Services
- ✓ New Food Services

- ✓ New Multi-Purpose Room Entry
- ✓ Parking Lot Improvements
- ✓ Infrastructure Upgrade and Improvements
- ✓ Landscape Improvements

Project Update (Construction):

- As of 03/31/22, Swinerton continuing with new kitchen area grading and concrete prep work and working on completing punch list items for the Science Center building and finishing up these punch list items, while preparing for substantial completion.
- As of 03/31/22, Move Manager continued communication with admin & teachers to review their post move support. Received delivery of Admin Workroom tabletops/literature sorters/tables with furniture vendor and reviewed remaining punch list items (replacement of scratched desk surfaces). Interacted with kitchen office furniture vendor regarding proposed layout, selection/ordering/delivery schedule.
- As of 03/31/22, processing payment application # 33 (February) reflecting 92% paid overall completion, reflecting 1,029 calendar days elapsed.

See Construction Photo's below:



Left to right: Canopy at entrance being completed, existing Admin area demo complete and framing start on the new kitchen, exterior sidewalk demo and prep for new concrete pour, exterior grand staircase lighting in place with handrails.



EL MODENA HS SCIENCE CENTER


- ✓ 12 Laboratory Rooms
- ✓ 1 General Classrooms
- ✓ 2 Medically Fragile Classrooms

- ✓ Relocation of Campus MDF
- ✓ Technology & Utility Upgrade
- ✓ Landscape Improvements

Project Update (Construction):

- As of 03/31/22, Angeles was HVAC air-balancing to be followed with final TAB report and commissioning, elevator state inspection scheduled, entrance showcase stair handrails with lights and working on completing punch list items while preparing for substantial completion.
- On 03/10/22, The Board approved Change Order # 12 for Angeles Contractor, Inc. at El Modena HS in the amount of; Change Order No. 12: \$47,664.13 – 0 Calendar Days Additional Contract Time; Description: General Contractor costs based on Three (3) PCO's: Two (2) Unforeseen Conditions, Zero (0) Owner Requested and One (1) Design Related changes.
- On 03/21/22, A Notice of Partial Occupancy was issued to Angeles Constructors, Inc. for the District use of the El Modena HS STEM building. A few exceptions were listed as well as punch list of the remaining items was attached to this letter.
- As of 03/31/22, Move Manager continued dialogue with Science Dept. Chair and continued to provide moving boxes and supplies to teacher classrooms that were relocated to the new building. Continued dialogue with teachers relocating to new classrooms and fielded questions regarding next steps. Supported client with Teacher Q&A session at EMHS Library on 3/2. Conducted Teacher Training (AV, lighting, thermostats, etc.) with Design Project Manager on 3/16. Directed the moving company during the 3/19 move from the existing classrooms to the new building. Coordinated room key organization & distribution to teachers & custodial staff. Finalized key listing spreadsheet, Employee Key Custody Records/teacher, and delivered spare keys to District Locksmith, with corresponding email of files to same and EMHS Principal's Secretary (key manager).
- On 03/31/22, An appointment with the Department of Industrial Relations was set for the elevator inspection of the El Modena HS STEM building.
- As of 03/31/22, processing payment application # 34 (February) reflecting **98%** paid overall completion, reflecting **509 calendar days** elapsed.

See Construction Photo's below:



Left to right: @nd floor landing form staircase # 1 to landscape area, under grand staircase # 2 handrails being installed, under staircase # 1 safety handrail being installed.



Orange High School

"ONCE A PANTHER, ALWAYS A PANTHER"



ORANGE HS SCIENCE CENTER

- ✓ 12 Laboratory Rooms
- ✓ 1 General Classrooms

- ✓ New Panther Pavilion Plaza
- ✓ 2 Medically Fragile Classrooms

Project Update Increment # 2 – Science Center (**Completion**):

- As of 03/31/22, a warranty issue is being researched.

[See Completion Photo's below:](#)



Orange HS – Science Center STEM Building
(Dusk with lights)



VILLA PARK HIGH SCHOOL

SCHOOL OF EXCELLENCE



VILLA PARK HS SCIENCE CENTER


- ✓ 12 Laboratory Rooms
- ✓ 2 General Classrooms
- ✓ 2 Medically Fragile Classrooms

- ✓ Demolish existing building 300
- ✓ Install 10 New Portable Buildings

Project Update ([Construction](#)):

- As of 03/31/22, Angeles was completing extended water test for curtain walls and windows, exterior paving, striping, fire lane, turn-about, retention basin, storm water piping and landscape work, and working on completing punch list items while preparing for substantial completion.
- On 03/01/22, The Division of State Architects (DSA) granted a **Certificate of Compliance** for the completion of Project application number **04-118521, Villa Park High School Parking Drop-Off, Site Improvements, Signage** project.
- On 03/10/22, The Board approval of Change Order # 11 for Angeles Contractor, Inc. at Villa Park HS in the amount of; Change Order No. 11: \$2,433.14 – 0 Calendar Days Additional Contract Time; Description: General Contractor costs based on Seven (7) PCO's: One (1) Unforeseen Conditions, Two (2) Owner Requested and Four (4) Design Related changes.
- On 03/17/22, The Division of State Architects (DSA) granted a **Certificate of Compliance** for the completion of Project application number **04-116788, Villa Park High School Interim Housing** project.
- As of 03/31/22, Move Manager continued dialogue with teachers as they had questions after move-in, including punch list items that were passed on to Construction Manager for general contractor follow-up. Confirmed delivery & installation of final furniture items (training tables)
- As of 03/31/22, processing payment application # 36 (February) reflecting **98%** paid overall completion, reflecting **676 calendar days** elapsed.

[See Construction Photo's below:](#)



Left to right: Exterior completed building, landscaping and bio-swale feature installed with exterior stairs and rail.



2.0 PROJECT STATUS REPORT

3.1 Project Cost Estimate

Measure S Bond Program
Financial Report for March 2022

QSS Data thru 3/31/2022

| | Budget | Contracted to Date | Expended to Date | Quarterly Expense Jan '22 - Mar '22 | % Expended |
|-------------------------------|----------------------|----------------------|----------------------|-------------------------------------|---------------|
| PROGRAM | | | | | |
| Phase 1 - HS Science Center | \$204,462,578 | \$166,619,226 | \$158,669,216 | \$9,884,012 | 77.60% |
| Phase 2 | \$90,863,303 | \$10,247,855 | \$6,261,204 | \$217,820 | 6.89% |
| TOTAL | \$295,325,882 | \$176,867,081 | \$164,930,420 | \$10,101,832 | 55.85% |
| Canyon High School | | | | | |
| Phase 1 - HS Science Center | \$68,517,643 | \$52,965,221 | \$48,546,153 | \$3,646,123 | 70.85% |
| Phase 2 | \$5,924,142 | \$1,490,081 | \$833,700 | \$43,199 | 14.07% |
| TOTAL | \$74,441,785 | \$54,455,302 | \$49,379,853 | \$3,689,322 | 66.33% |
| El Modena High School | | | | | |
| Phase 1 - HS Science Center | \$40,402,991 | \$36,501,296 | \$34,812,318 | \$3,108,506 | 86.16% |
| Phase 2 | \$33,178,205 | \$3,070,874 | \$1,941,084 | \$44,905 | 5.85% |
| TOTAL | \$73,581,196 | \$39,572,169 | \$36,753,401 | \$3,153,411 | 49.95% |
| Orange High School | | | | | |
| Phase 1 - HS Science Center | \$51,242,678 | \$42,377,745 | \$42,082,520 | \$0 | 82.12% |
| Phase 2 | \$22,307,175 | \$2,652,736 | \$1,659,086 | \$86,438 | 7.44% |
| TOTAL | \$73,549,853 | \$45,030,481 | \$43,741,606 | \$86,438 | 59.47% |
| Villa Park High School | | | | | |
| Phase 1 - HS Science Center | \$44,299,267 | \$34,774,964 | \$33,228,225 | \$3,129,383 | 75.01% |
| Phase 2 | \$29,453,782 | \$3,034,165 | \$1,827,334 | \$43,278 | 6.20% |
| TOTAL | \$73,753,048 | \$37,809,129 | \$35,055,560 | \$3,172,661 | 47.53% |

Added in October 2021 Interest Earned FY2019/2020

| | Budget | Expended |
|------------------------|--------------------|-----------------|
| Canyon High School | \$1,101,651 | \$32,883 |
| El Modena High School | \$634,101 | \$18,817 |
| Orange High School | \$587,274 | \$17,282 |
| Villa Park High School | \$549,500 | \$16,351 |
| TOTAL | \$2,872,526 | \$85,333 |

Added in October 2021 Interest Earned FY2020/2021

| | Budget | Expended |
|------------------------|------------------|-----------------|
| Canyon High School | \$373,853 | \$26,225 |
| El Modena High School | \$174,098 | \$11,963 |
| Orange High School | \$96,615 | \$6,482 |
| Villa Park High School | \$169,484 | \$11,711 |
| TOTAL | \$814,049 | \$56,381 |

Transferred Funds

| | Budget |
|-----------------------------|------------|
| Canyon High School (From) | -\$300,000 |
| Villa Park High School (To) | \$300,000 |



Measure S Bond Program
Financial Report for March 2022
Budget vs Actuals by School and Budget Category with Vendor Detail

QSS Data thru 3/31/2022

| | Budget | Contracted to Date | Expended to Date | Quarterly Expense Jan '22 - Mar '22 | % Expended |
|--|---------------------|-----------------------|---------------------|--|---------------|
| Canyon High School | | | | | |
| 390-9520 Canyon HS Science Center (DSA 04-117300) | | | | | |
| 1. Design Cost | | | | | |
| 1.01 Architect | | | | | |
| UNCOMMITTED | \$13,600 | \$0 | \$0 | \$0 | |
| GKKWORKS CANNON DESIGN | \$3,122,050 | \$3,122,050 | \$3,051,308 | \$34,554 | 97.73% |
| LIONAKIS | \$14,058 | \$14,058 | \$14,058 | \$0 | 100.00% |
| | \$3,149,708 | \$3,136,108 | \$3,065,366 | \$34,554 | 97.32% |
| 2. Construction Cost | | | | | |
| 2.01 Construction | | | | | |
| UNCOMMITTED | \$46,588 | \$0 | \$0 | \$0 | |
| SWINERTON BUILDERS | \$39,875,888 | \$39,875,888 | \$36,790,367 | \$2,406,506 | 92.26% |
| | \$39,922,475 | \$39,875,888 | \$36,790,367 | \$2,406,506 | 92.15% |
| 2.02 OFCI & Other Construction | | | | | |
| UNCOMMITTED | \$237,664 | \$0 | \$0 | \$0 | |
| ACCO ENGINEERED SYSTEMS INC | \$236,785 | \$236,785 | \$236,785 | \$0 | 100.00% |
| AMERICAN REPROGRAPHICS CO LLC | \$1,026 | \$1,026 | \$0 | \$0 | 0.00% |
| ANIXTER | \$5,092 | \$5,092 | \$0 | \$0 | 0.00% |
| CDW GOVERNMENT INC | \$82,553 | \$82,553 | \$82,283 | \$9,624 | 99.67% |
| CITY OF ANAHEIM - ELECTRICAL ENGINEERING DIV | \$91,340 | \$91,340 | \$91,340 | \$0 | 100.00% |
| DEVELOPMENT GROUP INC | \$100,596 | \$100,596 | \$94,078 | \$3,640 | 93.52% |
| FLINN SCIENTIFIC INC | \$9,067 | \$9,067 | \$9,067 | \$0 | 100.00% |
| INTER-PACIFIC INC | \$12,869 | \$12,869 | \$12,869 | \$0 | 100.00% |
| THOMPSON ENGINEERING | \$22,792 | \$22,792 | \$0 | \$0 | 0.00% |
| TURTLE STORAGE dba AMERICAN BICYCLE CO | \$7,597 | \$7,597 | \$7,597 | \$0 | 100.00% |
| VWR INTERNATIONAL LLC | \$16,691 | \$16,691 | \$16,691 | \$0 | 100.00% |
| WW GRAINGER INC | \$1,039 | \$1,039 | \$1,039 | \$0 | 100.00% |
| | \$825,110 | \$587,446 | \$551,748 | \$13,264 | 66.87% |
| 3. Program and Construction Management | | | | | |
| 3.01 Program Management Fees | | | | | |
| UNCOMMITTED | \$838,835 | \$0 | \$0 | \$0 | |
| CUMMING CONSTRUCTION MGMT INC | \$1,362,122 | \$2,200,957 | \$1,311,439 | \$93,454 | 96.28% |
| | \$2,200,957 | \$2,200,957 | \$1,311,439 | \$93,454 | 59.58% |
| 3.02 Construction Management Fees | | | | | |
| UNCOMMITTED | \$22,668 | \$0 | \$0 | \$0 | |
| CORDOBA CORPORATION | \$87,508 | \$87,508 | \$87,479 | \$0 | 99.97% |
| GAFCON INC | \$2,770,943 | \$2,770,943 | \$2,708,506 | \$186,250 | 97.75% |
| | \$2,881,119 | \$2,858,451 | \$2,795,985 | \$186,250 | 97.05% |



Measure S Bond Program
Financial Report for March 2022
Budget vs Actuals by School and Budget Category with Vendor Detail

QSS Data thru 3/31/2022

| | Budget | Contracted to Date | Expended to Date | Quarterly Expense Jan '22 - Mar '22 | % Expended |
|--|------------------|-----------------------|---------------------|--|---------------|
| 4.02 Title, Environmental, Stormwater Management | | | | | |
| UNCOMMITTED | \$48,965 | \$0 | \$0 | \$0 | |
| CHICAGO TITLE COMPANY | \$750 | \$750 | \$750 | \$0 | 100.00% |
| CITY OF ANAHEIM | \$2,524 | \$2,524 | \$2,524 | \$0 | 100.00% |
| CITY OF ANAHEIM - WATER | \$3,082 | \$3,082 | \$3,082 | \$0 | 100.00% |
| COUNTY OF ORANGE - ENVIRONMENTAL HEALTH | \$1,615 | \$1,615 | \$1,615 | \$0 | 100.00% |
| ENVIRONMENTAL AUDIT INC | \$50,800 | \$50,800 | \$21,375 | \$0 | 42.08% |
| OUSD COST OF INTEREST DISTRIBUTION | \$1 | \$1 | \$1 | \$0 | 100.00% |
| | \$107,737 | \$58,771 | \$29,346 | \$0 | 27.24% |
| 4.03 Commissioning | | | | | |
| UNCOMMITTED | \$23,241 | \$0 | \$0 | \$0 | |
| P2S ENGINEERING INC | \$49,202 | \$49,202 | \$41,942 | \$0 | 85.24% |
| | \$72,443 | \$49,202 | \$41,942 | \$0 | 57.90% |
| 4.05 DSA Review Fees | | | | | |
| UNCOMMITTED | \$76,626 | \$0 | \$0 | \$0 | |
| DIVISION OF STATE ARCHITECT | \$504,370 | \$504,370 | \$504,370 | \$0 | 100.00% |
| | \$580,996 | \$504,370 | \$504,370 | \$0 | 86.81% |
| 4.06 Postage, Printing & Advertising | | | | | |
| UNCOMMITTED | \$59,535 | \$0 | \$0 | \$0 | |
| AMERICAN REPROGRAPHICS CO LLC | \$13,857 | \$13,857 | \$10,950 | \$0 | 79.02% |
| SOUTHERN CALIFORNIA NEWS GROUP | \$2,605 | \$2,605 | \$2,605 | \$0 | 100.00% |
| | \$75,997 | \$16,462 | \$13,555 | \$0 | 17.84% |
| 4.07 DSA Inspection (IOR) | | | | | |
| UNCOMMITTED | \$139,851 | \$0 | \$0 | \$0 | |
| KNOWLAND CONSTRUCTION SERVICES | \$454,016 | \$454,016 | \$374,616 | \$28,864 | 82.51% |
| | \$593,867 | \$454,016 | \$374,616 | \$28,864 | 63.08% |
| 4.08 DSA Construction Phase Testing (LOR) | | | | | |
| UNCOMMITTED | \$90,876 | \$0 | \$0 | \$0 | |
| AMERICAN ENGINEERING LABORATORIES INC | \$556,995 | \$556,995 | \$499,004 | \$25,795 | 89.59% |
| | \$647,871 | \$556,995 | \$499,004 | \$25,795 | 77.02% |
| 4.09 Relocation | | | | | |
| UNCOMMITTED | \$4,631 | \$0 | \$0 | \$0 | |
| Beltmann Group, Inc. | \$14,169 | \$14,169 | \$14,169 | \$10,766 | 100.00% |
| NATIONAL CONSTRUCTION RENTALS | \$400 | \$400 | \$0 | \$0 | 0.00% |
| REDBIRD FLIGHT SIMULATIONS | \$3,900 | \$3,900 | \$3,900 | \$3,900 | 100.00% |
| ULINE INC | \$1,900 | \$1,900 | \$1,284 | \$571 | 67.59% |
| | \$25,000 | \$20,369 | \$19,353 | \$15,237 | 77.41% |
| 4.10 Labor Compliance | | | | | |
| UNCOMMITTED | \$47,498 | \$0 | \$0 | \$0 | |
| | \$47,498 | \$0 | \$0 | \$0 | 0.00% |
| 4.11 Preliminary Testing (Hazmat, Topo, Geo, etc) | | | | | |
| UNCOMMITTED | \$229,637 | \$0 | \$0 | \$0 | |



Measure S Bond Program
Financial Report for March 2022
Budget vs Actuals by School and Budget Category with Vendor Detail

QSS Data thru 3/31/2022

| | Budget | Contracted to Date | Expended to Date | Quarterly Expense Jan '22 - Mar '22 | % Expended |
|--|---------------------|-----------------------|---------------------|--|---------------|
| C BELOW SUBSURFACE IMAGING (Subsurface Investigation) | \$8,445 | \$8,445 | \$8,445 | \$0 | 100.00% |
| CALIFORNIA GEOLOGICAL SURVEY (Geology and Seismology Review) | \$3,600 | \$3,600 | \$3,600 | \$0 | 100.00% |
| ENVIRONMENTAL NETWORK CORPORATION | \$20,210 | \$20,210 | \$20,193 | \$0 | 99.91% |
| HARRINGTON GEOTECHNICAL ENGINEERING INC (Geotechnical Soils Investigation) | \$13,500 | \$13,500 | \$13,500 | \$0 | 100.00% |
| PROVENCHER, GEORGE (dba PROVO ENGINEERING) | \$720 | \$720 | \$720 | \$0 | 100.00% |
| RMA GROUP (dba SITESCAN) | \$26,103 | \$26,103 | \$26,103 | \$0 | 100.00% |
| XICOTENCATL ENRIQUE SALAZAR | \$20,100 | \$20,100 | \$20,100 | \$0 | 100.00% |
| | \$322,315 | \$92,678 | \$92,660 | \$0 | 28.75% |
| 4.12 Utility Connection Fees (Local Permits) | | | | | |
| UNCOMMITTED | \$173,033 | \$0 | \$0 | \$0 | |
| AT&T | \$5,302 | \$5,302 | \$5,302 | \$0 | 100.00% |
| CITY OF ANAHEIM - ELECTRICAL ENGINEERING DIV | \$2,756 | \$2,756 | \$2,756 | \$0 | 100.00% |
| CROWN CASTLE INTERNATIONAL | \$6,455 | \$6,455 | \$6,455 | \$0 | 100.00% |
| SOUTHERN CALIFORNIA GAS CO | \$2,445 | \$2,445 | \$2,445 | \$0 | 100.00% |
| | \$189,991 | \$16,958 | \$16,958 | \$0 | 8.93% |
| 4.13 FF&E (Laboratory Tables and Chairs, other) | | | | | |
| UNCOMMITTED | \$195,842 | \$0 | \$0 | \$0 | |
| AMS.NET | \$14,485 | \$14,485 | \$14,485 | \$14,485 | 100.00% |
| ARROW RESTAURANT EQUIPMENT | \$11,559 | \$11,559 | \$11,559 | \$0 | 100.00% |
| CAROLINA BIOLOGICAL SUPPLY | \$18,896 | \$18,896 | \$1,869 | \$288 | 9.89% |
| FISHER SCIENCE EDUCATION | \$36,200 | \$36,200 | \$33,320 | \$0 | 92.04% |
| FLINN SCIENTIFIC INC | \$8,028 | \$8,028 | \$8,028 | \$0 | 100.00% |
| SIERRA SCHOOL EQUIPMENT COMPANY | \$833,491 | \$833,491 | \$833,491 | \$827,427 | 100.00% |
| VWR INTERNATIONAL LLC | \$9,486 | \$9,486 | \$9,486 | \$0 | 100.00% |
| WW GRAINGER INC | \$1,932 | \$1,932 | \$1,881 | \$0 | 97.32% |
| | \$1,129,919 | \$934,077 | \$914,118 | \$842,199 | 80.90% |
| 4.14 Legal Counsel | | | | | |
| UNCOMMITTED | \$94,996 | \$0 | \$0 | \$0 | |
| | \$94,996 | \$0 | \$0 | \$0 | 0.00% |
| 5. Contingency | | | | | |
| 5.01 Construction Contingency | | | | | |
| UNCOMMITTED | \$1,263,968 | \$0 | \$0 | \$0 | |
| | \$1,263,968 | \$0 | \$0 | \$0 | 0.00% |
| 5.02 Project Contingency | | | | | |
| UNCOMMITTED | \$12,079,692 | \$0 | \$0 | \$0 | |
| | \$12,079,692 | \$0 | \$0 | \$0 | 0.00% |
| Total 390-9520 Canyon HS Science Center (DSA 04-117300) | \$66,211,659 | \$51,362,748 | \$47,020,828 | \$3,646,123 | 71.02% |
| 390-9520 Canyon HS Unallocated Funds F21 | | | | | |



Measure S Bond Program
Financial Report for March 2022
Budget vs Actuals by School and Budget Category with Vendor Detail

QSS Data thru 3/31/2022

| | Budget | Contracted to Date | Expended to Date | Quarterly Expense Jan '22 - Mar '22 | % Expended |
|--|--------------------|-----------------------|---------------------|--|----------------|
| 4. Construction Support Costs | | | | | |
| 4.15 Miscellaneous Fees | | | | | |
| UNCOMMITTED | \$0 | \$0 | \$0 | \$0 | |
| OUSD COST OF INTEREST DISTRIBUTION | \$96,044 | \$96,044 | \$96,044 | \$0 | 100.00% |
| | \$96,044 | \$96,044 | \$96,044 | \$0 | 100.00% |
| 5. Program Reserve | | | | | |
| 5.03 Interest Earned - Reserve | | | | | |
| UNCOMMITTED | \$2,345,740 | \$0 | \$0 | \$0 | |
| | \$2,345,740 | \$0 | \$0 | \$0 | 0.00% |
| Total 390-9520 Canyon HS Unallocated Funds F21 | \$2,441,785 | \$96,044 | \$96,044 | \$0 | 3.93% |
| 390-0000 Canyon HS IP Surveillance Camera and Systems | | | | | |
| 4. Construction Support Costs | | | | | |
| 4.13 FF&E (Laboratory Tables and Chairs, other) | | | | | |
| UNCOMMITTED | \$0 | \$0 | \$0 | \$0 | |
| CDW GOVERNMENT INC | \$29,337 | \$29,337 | \$29,337 | \$0 | 100.00% |
| DIGITAL NETWORKS GROUP INC (F/I IP Camera Software) | \$7,093 | \$7,093 | \$7,093 | \$0 | 100.00% |
| INTER-PACIFIC INC | \$18,163 | \$18,163 | \$18,163 | \$0 | 100.00% |
| | \$54,593 | \$54,593 | \$54,593 | \$0 | 100.00% |
| Total 390-0000 Canyon HS IP Surveillance Camera and Systems | \$54,593 | \$54,593 | \$54,593 | \$0 | 100.00% |
| 390-9520 Canyon HS Interim Kitchen (DSA 04-118418) | | | | | |
| 1. Design Cost | | | | | |
| 1.01 Architect | | | | | |
| UNCOMMITTED | \$0 | \$0 | \$0 | \$0 | |
| GKKWORKS CANNON DESIGN | \$119,620 | \$119,620 | \$82,025 | \$0 | 68.57% |
| | \$119,620 | \$119,620 | \$82,025 | \$0 | 68.57% |
| 2. Construction Cost | | | | | |
| 2.01 Construction | | | | | |
| UNCOMMITTED | \$0 | \$0 | \$0 | \$0 | |
| SWINERTON BUILDERS | \$1,053,557 | \$1,053,557 | \$1,048,571 | \$0 | 99.53% |
| | \$1,053,557 | \$1,053,557 | \$1,048,571 | \$0 | 99.53% |
| 2.02 OFCI and Other Construction | | | | | |
| UNCOMMITTED | \$10 | \$0 | \$0 | \$0 | |
| E.R.E.S. ENTERPRISES INC DBA ECONOMY RESTAURANT EQUIP | \$49,721 | \$49,721 | \$49,721 | \$0 | 100.00% |
| THE DICKLER CORPORATION DBA CHEFS TOYS | \$109,449 | \$109,449 | \$109,449 | \$0 | 100.00% |
| | \$159,180 | \$159,170 | \$159,170 | \$0 | 99.99% |



Measure S Bond Program
Financial Report for March 2022
Budget vs Actuals by School and Budget Category with Vendor Detail

QSS Data thru 3/31/2022

| | Budget | Contracted to Date | Expended to Date | Quarterly Expense Jan '22 - Mar '22 | % Expended |
|---|--------------------|--------------------|--------------------|-------------------------------------|----------------|
| 4. Construction Support Costs | | | | | |
| 4.01 Rental | | | | | |
| UNCOMMITTED | \$0 | \$0 | \$0 | \$0 | |
| ELITE MODULAR LEASING & SALES INC | \$161,864 | \$161,864 | \$144,929 | \$0 | 89.54% |
| | \$161,864 | \$161,864 | \$144,929 | \$0 | 89.54% |
| 4.05 DSA Review Fees | | | | | |
| UNCOMMITTED | \$0 | \$0 | \$0 | \$0 | |
| DIVISION OF STATE ARCHITECT | \$15,812 | \$15,812 | \$15,812 | \$0 | 100.00% |
| | \$15,812 | \$15,812 | \$15,812 | \$0 | 100.00% |
| 4.07 DSA Inspection (IOR) | | | | | |
| UNCOMMITTED | \$0 | \$0 | \$0 | \$0 | |
| KNOWLAND CONSTRUCTION SERVICES | \$71,104 | \$71,104 | \$61,688 | \$0 | 86.76% |
| | \$71,104 | \$71,104 | \$61,688 | \$0 | 86.76% |
| 4.08 DSA Construction Phase Testing (LOR) | | | | | |
| UNCOMMITTED | \$0 | \$0 | \$0 | \$0 | |
| AMERICAN ENGINEERING LABORATORIES INC | \$17,100 | \$17,100 | \$9,219 | \$0 | 53.91% |
| | \$17,100 | \$17,100 | \$9,219 | \$0 | 53.91% |
| 4.11 Preliminary Testing (Hazmat, Topo, Geo, etc) | | | | | |
| UNCOMMITTED | \$0 | \$0 | \$0 | \$0 | |
| ENVIRONMENTAL NETWORK CORPORATION | \$4,245 | \$4,245 | \$3,910 | \$0 | 92.10% |
| | \$4,245 | \$4,245 | \$3,910 | \$0 | 92.10% |
| Total 390-9520 Canyon HS Interim Kitchen (DSA 04-118418) | \$1,602,483 | \$1,602,473 | \$1,525,325 | \$0 | 95.19% |
| 390-9520 Canyon HS Phase II (DSA 04-120410) | | | | | |
| 1. Design Cost | | | | | |
| 1.01 Architect | | | | | |
| UNCOMMITTED | \$0 | \$0 | \$0 | \$0 | |
| GKKWORKS CANNON DESIGN | \$663,500 | \$663,500 | \$492,188 | \$13,283 | 74.18% |
| | \$663,500 | \$663,500 | \$492,188 | \$13,283 | 74.18% |
| 1.02 AE Design Contingency | | | | | |
| UNCOMMITTED | \$44,000 | \$0 | \$0 | \$0 | |
| GKKWORKS CANNON DESIGN | \$0 | \$44,000 | \$0 | \$0 | |
| | \$44,000 | \$44,000 | \$0 | \$0 | 0.00% |
| 3. Program and Construction Management | | | | | |
| 3.01 Program Management Fees | | | | | |
| UNCOMMITTED | \$98,152 | \$0 | \$0 | \$0 | |
| CUMMING CONSTRUCTION MGMT INC | \$109,418 | \$109,418 | \$48,631 | \$9,825 | 44.45% |
| | \$207,570 | \$109,418 | \$48,631 | \$9,825 | 23.43% |
| 3.02 Construction Management Fees | | | | | |
| UNCOMMITTED | \$1,750 | \$0 | \$0 | \$0 | |



Measure S Bond Program
Financial Report for March 2022
Budget vs Actuals by School and Budget Category with Vendor Detail

QSS Data thru 3/31/2022

| | Budget | Contracted to Date | Expended to Date | Quarterly Expense Jan '22 - Mar '22 | % Expended |
|---|--------------------|-----------------------|---------------------|--|----------------|
| CORDOBA CORPORATION | \$422,127 | \$422,127 | \$62,632 | \$15,964 | 14.84% |
| | \$423,877 | \$422,127 | \$62,632 | \$15,964 | 14.78% |
| 4. Construction Support Costs | | | | | |
| 4.02 Title, Environmental, Stormwater Management | | | | | |
| UNCOMMITTED | \$0 | \$0 | \$0 | \$0 | |
| ENVIRONMENTAL AUDIT INC | \$7,590 | \$7,590 | \$2,868 | \$2,868 | 37.78% |
| | \$7,590 | \$7,590 | \$2,868 | \$2,868 | 37.78% |
| 4.03 Commissioning | | | | | |
| UNCOMMITTED | \$0 | \$0 | \$0 | \$0 | |
| P2S ENGINEERING INC | \$4,329 | \$4,329 | \$3,060 | \$1,260 | 70.69% |
| | \$4,329 | \$4,329 | \$3,060 | \$1,260 | 70.69% |
| 4.05 DSA Review Fees | | | | | |
| UNCOMMITTED | \$0 | \$0 | \$0 | \$0 | |
| DIVISION OF STATE ARCHITECT | \$57,640 | \$57,640 | \$57,640 | \$0 | 100.00% |
| | \$57,640 | \$57,640 | \$57,640 | \$0 | 100.00% |
| 4.06 Postage, Printing & Advertising | | | | | |
| UNCOMMITTED | \$0 | \$0 | \$0 | \$0 | |
| AMERICAN REPROGRAPHICS CO LLC | \$7,500 | \$7,500 | \$0 | \$0 | 0.00% |
| | \$7,500 | \$7,500 | \$0 | \$0 | 0.00% |
| 4.11 Preliminary Testing (Hazmat, Topo, Geo, etc) | | | | | |
| UNCOMMITTED | \$250,511 | \$0 | \$0 | \$0 | |
| ENVIRONMENTAL NETWORK CORPORATION | \$19,515 | \$19,515 | \$12,220 | \$0 | 62.62% |
| XICOTENCATL ENRIQUE SALAZAR | \$3,825 | \$3,825 | \$3,825 | \$0 | 100.00% |
| | \$273,851 | \$23,340 | \$16,045 | \$0 | 5.86% |
| Total 390-9520 Canyon HS Phase II (DSA 04-120410) | \$1,689,857 | \$1,339,444 | \$683,063 | \$43,199 | 40.42% |
| 390-TBD Canyon HS Science Center Unallocated Funds F22 | | | | | |
| 5. Unallocated Bond Funds | | | | | |
| 5.04 Unallocated Bond Funds | | | | | |
| UNCOMMITTED | \$703,502 | \$0 | \$0 | \$0 | |
| | \$703,502 | \$0 | \$0 | \$0 | 0.00% |
| Total 390-TBD Canyon HS Science Center Unallocated Funds F22 | \$703,502 | \$0 | \$0 | \$0 | 0.00% |
| 390-TBD Canyon HS Unallocated Funds F22 | | | | | |
| 5. Unallocated Bond Funds | | | | | |
| 5.04 Unallocated Bond Funds | | | | | |
| UNCOMMITTED | \$1,737,907 | \$0 | \$0 | \$0 | |
| | \$1,737,907 | \$0 | \$0 | \$0 | 0.00% |



Measure S Bond Program
Financial Report for March 2022
Budget vs Actuals by School and Budget Category with Vendor Detail

QSS Data thru 3/31/2022

| | Budget | Contracted to Date | Expended to Date | Quarterly Expense Jan '22 - Mar '22 | % Expended |
|---|---------------------|-----------------------|---------------------|--|----------------|
| Total 390-TBD Canyon HS Unallocated Funds F22 | \$1,737,907 | \$0 | \$0 | \$0 | 0.00% |
| Canyon High School | \$74,441,785 | \$54,455,302 | \$49,379,853 | \$3,689,322 | 66.33% |
| El Modena High School | | | | | |
| 391-0000 El Modena HS IP Surveillance Camera and Systems | | | | | |
| 4. Construction Support Costs | | | | | |
| 4.13 FF&E (Laboratory Tables and Chairs, other) | | | | | |
| UNCOMMITTED | \$0 | \$0 | \$0 | \$0 | |
| CDW GOVERNMENT INC | \$39,388 | \$39,388 | \$39,388 | \$0 | 100.00% |
| DIGITAL NETWORKS GROUP INC (F/I IP Camera Software) | \$11,719 | \$11,719 | \$11,719 | \$0 | 100.00% |
| INTER-PACIFIC INC | \$30,073 | \$30,073 | \$30,073 | \$0 | 100.00% |
| | \$81,179 | \$81,179 | \$81,179 | \$0 | 100.00% |
| 5. Contingency | | | | | |
| 5.02 Project Contingency | | | | | |
| UNCOMMITTED | \$0 | \$0 | \$0 | \$0 | |
| | \$0 | \$0 | \$0 | \$0 | |
| Total 391-0000 El Modena HS IP Surveillance Camera and Systems | \$81,179 | \$81,179 | \$81,179 | \$0 | 100.00% |
| 391-9520 El Modena HS Science Center (DSA 04-117098) | | | | | |
| 1. Design Cost | | | | | |
| 1.01 Architect | | | | | |
| UNCOMMITTED | \$0 | \$0 | \$0 | \$0 | |
| HARLEY ELLIS DEVEREAUX | \$2,503,304 | \$2,503,304 | \$2,444,150 | \$25,853 | 97.64% |
| LIONAKIS | \$14,059 | \$14,059 | \$14,059 | \$0 | 100.00% |
| | \$2,517,363 | \$2,517,363 | \$2,458,209 | \$25,853 | 97.65% |
| 2. Construction Cost | | | | | |
| 2.01 Construction | | | | | |
| UNCOMMITTED | \$5 | \$0 | \$0 | \$0 | |
| ANGELES CONTRACTOR, INC | \$26,843,851 | \$26,843,851 | \$25,755,046 | \$2,621,793 | 95.94% |
| | \$26,843,856 | \$26,843,851 | \$25,755,046 | \$2,621,793 | 95.94% |
| 2.02 OFCI and Other Construction | | | | | |
| UNCOMMITTED | \$6,325 | \$0 | \$0 | \$0 | |
| ACCO ENGINEERED SYSTEMS INC | \$355,544 | \$355,544 | \$355,544 | \$0 | 100.00% |
| AMERICAN REPROGRAPHICS CO LLC | \$1,026 | \$1,026 | \$0 | \$0 | 0.00% |
| ANIXTER | \$5,092 | \$5,092 | \$0 | \$0 | 0.00% |
| ARROW RESTAURANT EQUIPMENT | \$14,232 | \$14,232 | \$14,213 | \$0 | 99.87% |
| CAROLINA BIOLOGICAL SUPPLY | \$24,213 | \$24,213 | \$20,052 | \$20,052 | 82.82% |
| DEVELOPMENT GROUP INC | \$54,520 | \$54,520 | \$52,939 | \$0 | 97.10% |



Measure S Bond Program
Financial Report for March 2022
Budget vs Actuals by School and Budget Category with Vendor Detail

QSS Data thru 3/31/2022

| | Budget | Contracted to Date | Expended to Date | Quarterly Expense Jan '22 - Mar '22 | % Expended |
|---|--------------------|-----------------------|---------------------|--|----------------|
| FAIR PLAY SCOREBOARDS | \$17,694 | \$17,694 | \$17,694 | \$0 | 100.00% |
| FISHER SCIENCE EDUCATION | \$25,951 | \$25,951 | \$25,951 | \$2,099 | 100.00% |
| FLINN SCIENTIFIC INC | \$12,364 | \$12,364 | \$12,364 | \$0 | 100.00% |
| PROFESSIONAL TURF SPECIALTIES | \$23,460 | \$23,460 | \$23,460 | \$0 | 100.00% |
| WW GRAINGER INC | \$6,039 | \$6,039 | \$4,081 | \$0 | 67.58% |
| | \$546,461 | \$540,136 | \$526,299 | \$22,151 | 96.31% |
| 3. Program and Construction Management | | | | | |
| 3.01 Program Management Fees | | | | | |
| UNCOMMITTED | \$7,817 | \$0 | \$0 | \$0 | |
| CUMMING CONSTRUCTION MGMT INC | \$1,420,299 | \$1,420,299 | \$1,311,032 | \$245,772 | 92.31% |
| | \$1,428,116 | \$1,420,299 | \$1,311,032 | \$245,772 | 91.80% |
| 3.02 Construction Management Fees | | | | | |
| UNCOMMITTED | \$3,200 | \$0 | \$0 | \$0 | |
| ARCADIS U.S. INC | \$2,348,909 | \$2,348,909 | \$2,251,362 | \$0 | 95.85% |
| CORDOBA CORPORATION | \$90,336 | \$90,336 | \$90,336 | \$0 | 100.00% |
| | \$2,442,445 | \$2,439,245 | \$2,341,698 | \$0 | 95.88% |
| 4.02 Title, Environmental, Stormwater Management | | | | | |
| UNCOMMITTED | \$17,669 | \$0 | \$0 | \$0 | |
| CHICAGO TITLE COMPANY | \$1,500 | \$1,500 | \$1,500 | \$0 | 100.00% |
| CITY OF ORANGE (PUBLIC WORKS) | \$71 | \$71 | \$71 | \$0 | 100.00% |
| CITY OF ORANGE (WATER DIVISION) | \$16,048 | \$16,048 | \$10,942 | \$0 | 68.18% |
| ENVIRONMENTAL AUDIT INC | \$10,950 | \$10,950 | \$8,548 | \$0 | 78.06% |
| OUSD COST OF INTEREST DISTRIBUTION | \$1 | \$1 | \$1 | \$0 | 100.00% |
| | \$46,239 | \$28,570 | \$21,061 | \$0 | 45.55% |
| 4.03 Commissioning | | | | | |
| UNCOMMITTED | \$6,112 | \$0 | \$0 | \$0 | |
| P2S ENGINEERING INC | \$30,558 | \$30,558 | \$29,046 | \$1,446 | 95.05% |
| | \$36,670 | \$30,558 | \$29,046 | \$1,446 | 79.21% |
| 4.05 DSA Review Fees | | | | | |
| UNCOMMITTED | \$0 | \$0 | \$0 | \$0 | |
| DIVISION OF STATE ARCHITECT | \$306,338 | \$306,338 | \$306,338 | \$0 | 100.00% |
| | \$306,338 | \$306,338 | \$306,338 | \$0 | 100.00% |
| 4.06 Postage, Printing & Advertising | | | | | |
| UNCOMMITTED | \$9,947 | \$0 | \$0 | \$0 | |
| AMERICAN REPROGRAPHICS CO LLC | \$20,110 | \$20,110 | \$19,155 | \$0 | 95.25% |
| SOUTHERN CALIFORNIA NEWS GROUP | \$2,024 | \$2,024 | \$2,024 | \$0 | 100.00% |
| | \$32,081 | \$22,134 | \$21,179 | \$0 | 66.02% |
| 4.07 DSA Inspection (IOR) | | | | | |
| UNCOMMITTED | \$0 | \$0 | \$0 | \$0 | |
| BPI INSPECTION SERVICE | \$729,569 | \$729,569 | \$668,164 | \$94,350 | 91.58% |



Measure S Bond Program
Financial Report for March 2022
Budget vs Actuals by School and Budget Category with Vendor Detail

QSS Data thru 3/31/2022

| | Budget | Contracted to Date | Expended to Date | Quarterly Expense Jan '22 - Mar '22 | % Expended |
|--|------------------|-----------------------|---------------------|--|----------------|
| 4.08 DSA Construction Phase Testing (LOR) | \$729,569 | \$729,569 | \$668,164 | \$94,350 | 91.58% |
| UNCOMMITTED | \$1 | \$0 | \$0 | \$0 | |
| KOURY ENGINEERING & TESTING INC (Geotechnical Engineering) | \$782,316 | \$782,316 | \$782,316 | \$13,370 | 100.00% |
| | \$782,317 | \$782,316 | \$782,316 | \$13,370 | 100.00% |
| 4.09 Relocation | | | | | |
| UNCOMMITTED | \$16,319 | \$0 | \$0 | \$0 | |
| Beltmann Group, Inc. | \$7,080 | \$7,080 | \$850 | \$0 | 12.01% |
| ULINE INC | \$1,601 | \$1,601 | \$1,586 | \$884 | 99.02% |
| | \$25,000 | \$8,681 | \$2,436 | \$884 | 9.74% |
| 4.11 Preliminary Testing (Hazmat, Topo, Geo, etc) | | | | | |
| UNCOMMITTED | \$14,531 | \$0 | \$0 | \$0 | |
| ALLEGIAN FIRE PROTECTION INC | \$525 | \$525 | \$525 | \$0 | 100.00% |
| CALIFORNIA GEOLOGICAL SURVEY (Geology and Seismology Review) | \$3,600 | \$3,600 | \$3,600 | \$0 | 100.00% |
| ENVIRONMENTAL NETWORK CORPORATION | \$6,000 | \$6,000 | \$5,410 | \$0 | 90.17% |
| HARLEY ELLIS DEVEREAUX | \$14,908 | \$14,908 | \$14,908 | \$0 | 100.00% |
| NINYO & MOORE | \$29,981 | \$29,981 | \$29,771 | \$0 | 99.30% |
| PCA ARBORISTS & CONSULTANTS INC | \$1,569 | \$1,569 | \$1,569 | \$0 | 100.00% |
| THE CONVERSE PROFESSIONAL GROUP (Soils Investigation) | \$30,640 | \$30,640 | \$30,640 | \$0 | 100.00% |
| | \$101,754 | \$87,223 | \$86,423 | \$0 | 84.93% |
| 4.12 Utility Connection Fees (Local Permits) | | | | | |
| UNCOMMITTED | \$76,261 | \$0 | \$0 | \$0 | |
| DIVISION OF STATE ARCHITECT | \$0 | \$0 | \$0 | \$0 | |
| SOUTHERN CALIFORNIA EDISON | \$3,665 | \$3,665 | \$3,665 | \$0 | 100.00% |
| STATE WATER RESOURCES CONTROL BOARD (SWRCB) | \$993 | \$993 | \$993 | \$0 | 100.00% |
| | \$80,919 | \$4,658 | \$4,658 | \$0 | 5.76% |
| 4.13 FF&E (Laboratory Tables and Chairs, other) | | | | | |
| UNCOMMITTED | \$21,007 | \$0 | \$0 | \$0 | |
| AMS.NET | \$3,754 | \$3,754 | \$3,754 | \$3,754 | 100.00% |
| CDW GOVERNMENT INC | \$64,325 | \$74,662 | \$64,325 | \$64,325 | 100.00% |
| FISHER SCIENCE EDUCATION | \$6,494 | \$6,494 | \$5,827 | \$5,827 | 89.73% |
| FLINN SCIENTIFIC INC | \$2,081 | \$2,081 | \$2,081 | \$2,081 | 100.00% |
| INTER-PACIFIC INC | \$9,256 | \$9,256 | \$9,256 | \$0 | 100.00% |
| SIERRA SCHOOL EQUIPMENT COMPANY | \$495,446 | \$495,446 | \$349,199 | \$6,900 | 70.48% |
| TURTLE STORAGE dba AMERICAN BICYCLE CO | \$6,871 | \$6,871 | \$6,314 | \$0 | 91.89% |
| VWR INTERNATIONAL LLC | \$47,922 | \$52,714 | \$47,922 | \$0 | 100.00% |
| | \$657,156 | \$651,278 | \$488,677 | \$82,887 | 74.36% |
| 5. Contingency | | | | | |
| 5.01 Construction Contingency | | | | | |
| UNCOMMITTED | \$955,944 | \$0 | \$0 | \$0 | |



Measure S Bond Program
Financial Report for March 2022
Budget vs Actuals by School and Budget Category with Vendor Detail

QSS Data thru 3/31/2022

| | Budget | Contracted to Date | Expended to Date | Quarterly Expense Jan '22 - Mar '22 | % Expended |
|---|---------------------|-----------------------|---------------------|--|----------------|
| | \$955,944 | \$0 | \$0 | \$0 | 0.00% |
| 5.02 Project Contingency | | | | | |
| UNCOMMITTED | \$1,643,608 | \$0 | \$0 | \$0 | |
| ARCADIS U.S. INC | \$0 | \$0 | \$0 | \$0 | |
| | \$1,643,608 | \$0 | \$0 | \$0 | 0.00% |
| Total 391-9520 El Modena HS Science Center (DSA 04-117098) | \$39,175,836 | \$36,412,219 | \$34,802,581 | \$3,108,506 | 88.84% |
| 391-9520 El Modena HS Phase II (DSA 04-120032) | | | | | |
| 1. Design Cost | | | | | |
| 1.01 Architect | | | | | |
| UNCOMMITTED | \$0 | \$0 | \$0 | \$0 | |
| HARLEY ELLIS DEVEREAUX | \$1,918,220 | \$1,918,220 | \$1,361,054 | \$9,324 | 70.95% |
| | \$1,918,220 | \$1,918,220 | \$1,361,054 | \$9,324 | 70.95% |
| 3. Program and Construction Management | | | | | |
| 3.01 Program Management Fees | | | | | |
| UNCOMMITTED | \$0 | \$0 | \$0 | \$0 | |
| CUMMING CONSTRUCTION MGMT INC | \$199,612 | \$199,612 | \$97,936 | \$14,183 | 49.06% |
| | \$199,612 | \$199,612 | \$97,936 | \$14,183 | 49.06% |
| 3.02 Construction Management Fees | | | | | |
| UNCOMMITTED | \$1,050 | \$0 | \$0 | \$0 | |
| CORDOBA CORPORATION | \$515,353 | \$515,353 | \$89,262 | \$16,451 | 17.32% |
| | \$516,403 | \$515,353 | \$89,262 | \$16,451 | 17.29% |
| 4. Construction Support Costs | | | | | |
| 4.02 Title, Environmental, Stormwater Management | | | | | |
| UNCOMMITTED | \$0 | \$0 | \$0 | \$0 | |
| ENVIRONMENTAL AUDIT INC | \$7,590 | \$7,590 | \$2,728 | \$2,728 | 35.94% |
| | \$7,590 | \$7,590 | \$2,728 | \$2,728 | 35.94% |
| 4.03 Commissioning | | | | | |
| UNCOMMITTED | \$0 | \$0 | \$0 | \$0 | |
| P2S ENGINEERING INC | \$11,890 | \$11,890 | \$5,550 | \$2,220 | 46.68% |
| | \$11,890 | \$11,890 | \$5,550 | \$2,220 | 46.68% |
| 4.05 DSA Review Fees | | | | | |
| UNCOMMITTED | \$0 | \$0 | \$0 | \$0 | |
| DIVISION OF STATE ARCHITECT | \$212,750 | \$212,750 | \$212,750 | \$0 | 100.00% |
| | \$212,750 | \$212,750 | \$212,750 | \$0 | 100.00% |
| 4.06 Postage, Printing & Advertising | | | | | |
| UNCOMMITTED | \$0 | \$0 | \$0 | \$0 | |
| AMERICAN REPROGRAPHICS CO LLC | \$8,000 | \$8,000 | \$0 | \$0 | 0.00% |
| | \$8,000 | \$8,000 | \$0 | \$0 | 0.00% |



Measure S Bond Program
Financial Report for March 2022
Budget vs Actuals by School and Budget Category with Vendor Detail

QSS Data thru 3/31/2022

| | Budget | Contracted to Date | Expended to Date | Quarterly Expense Jan '22 - Mar '22 | % Expended |
|--|--------------------|-----------------------|---------------------|--|----------------|
| 4.09 Relocation | | | | | |
| UNCOMMITTED | \$0 | \$0 | \$0 | \$0 | |
| Beltmann Group, Inc. | \$3,500 | \$3,500 | \$0 | \$0 | 0.00% |
| | \$3,500 | \$3,500 | \$0 | \$0 | 0.00% |
| 4.11 Preliminary Testing (Hazmat, Topo, Geo, etc) | | | | | |
| UNCOMMITTED | \$11,500 | \$0 | \$0 | \$0 | |
| ARMSTRONG & BROOKS CONSULTING ENG | \$20,000 | \$20,000 | \$4,940 | \$0 | 24.70% |
| GROUP DELTA CONSULTANTS INC | \$17,100 | \$17,100 | \$10,004 | \$0 | 58.50% |
| KOURY ENGINEERING & TESTING INC (Geotechnical Engineering) | \$22,350 | \$22,350 | \$22,350 | \$0 | 100.00% |
| | \$70,950 | \$59,450 | \$37,294 | \$0 | 52.56% |
| Total 391-9520 El Modena HS Phase II (DSA 04-120032) | \$2,948,915 | \$2,936,365 | \$1,806,575 | \$44,905 | 61.26% |
| 391-9520 El Modena HS Quad Shade Structures (DSA 04-119124) | | | | | |
| 1. Design Cost | | | | | |
| 1.01 Architect | | | | | |
| UNCOMMITTED | \$0 | \$0 | \$0 | \$0 | |
| HARLEY ELLIS DEVEREAUX | \$79,340 | \$79,340 | \$0 | \$0 | 0.00% |
| | \$79,340 | \$79,340 | \$0 | \$0 | 0.00% |
| 4.05 DSA Review Fees | | | | | |
| UNCOMMITTED | \$0 | \$0 | \$0 | \$0 | |
| DIVISION OF STATE ARCHITECT | \$9,650 | \$9,650 | \$9,650 | \$0 | 100.00% |
| | \$9,650 | \$9,650 | \$9,650 | \$0 | 100.00% |
| 4.06 Postage, Printing & Advertising | | | | | |
| UNCOMMITTED | \$0 | \$0 | \$0 | \$0 | |
| AMERICAN REPROGRAPHICS CO LLC | \$86 | \$86 | \$86 | \$0 | 100.00% |
| | \$86 | \$86 | \$86 | \$0 | 100.00% |
| Total 391-9520 El Modena HS Quad Shade Structures (DSA 04-119124) | \$89,076 | \$89,076 | \$9,736 | \$0 | 10.93% |
| 391-TBD El Modena HS Science Center Unallocated Funds F22 | | | | | |
| 5. Unallocated Bond Funds | | | | | |
| 5.04 Unallocated Bond Funds | | | | | |
| UNCOMMITTED | \$1,138,078 | \$0 | \$0 | \$0 | |
| | \$1,138,078 | \$0 | \$0 | \$0 | 0.00% |
| Total 391-TBD El Modena HS Science Center Unallocated Funds F22 | \$1,138,078 | \$0 | \$0 | \$0 | 0.00% |
| 391-9520 El Modena HS Unallocated Funds F21 | | | | | |
| 4. Construction Support Costs | | | | | |
| 4.15 Miscellaneous Fees | | | | | |



Measure S Bond Program
Financial Report for March 2022
Budget vs Actuals by School and Budget Category with Vendor Detail

QSS Data thru 3/31/2022

| | Budget | Contracted to Date | Expended to Date | Quarterly Expense Jan '22 - Mar '22 | % Expended |
|--|---------------------|-----------------------|---------------------|--|----------------|
| UNCOMMITTED | \$0 | \$0 | \$0 | \$0 | |
| OUSD COST OF INTEREST DISTRIBUTION | \$53,330 | \$53,330 | \$53,330 | \$0 | 100.00% |
| | \$53,330 | \$53,330 | \$53,330 | \$0 | 100.00% |
| 5. Program Reserve | | | | | |
| 5.03 Interest Earned - Reserve | | | | | |
| UNCOMMITTED | \$77,419 | \$0 | \$0 | \$0 | |
| | \$77,419 | \$0 | \$0 | \$0 | 0.00% |
| Total 391-9520 El Modena HS Unallocated Funds F21 | \$130,749 | \$53,330 | \$53,330 | \$0 | 40.79% |
| 391-TBD El Modena HS Unallocated Funds F22 | | | | | |
| 5. Unallocated Bond Funds | | | | | |
| 5.04 Unallocated Bond Funds | | | | | |
| UNCOMMITTED | \$30,017,362 | \$0 | \$0 | \$0 | |
| | \$30,017,362 | \$0 | \$0 | \$0 | 0.00% |
| Total 391-TBD El Modena HS Unallocated Funds F22 | \$30,017,362 | \$0 | \$0 | \$0 | 0.00% |
| El Modena High School | \$73,581,196 | \$39,572,169 | \$36,753,401 | \$3,153,411 | 49.95% |
| Orange High School | | | | | |
| 392-0000 Orange HS IP Surveillance Camera and Systems | | | | | |
| 4. Construction Support Costs | | | | | |
| 4.13 FF&E (Laboratory Tables and Chairs, other) | | | | | |
| UNCOMMITTED | \$0 | \$0 | \$0 | \$0 | |
| CDW GOVERNMENT INC | \$53,662 | \$53,662 | \$53,662 | \$0 | 100.00% |
| DIGITAL NETWORKS GROUP INC (F/I IP Camera Software) | \$13,569 | \$13,569 | \$13,569 | \$0 | 100.00% |
| INTER-PACIFIC INC | \$34,837 | \$34,837 | \$34,837 | \$0 | 100.00% |
| | \$102,068 | \$102,068 | \$102,068 | \$0 | 100.00% |
| Total 392-0000 Orange HS IP Surveillance Camera and Systems | \$102,068 | \$102,068 | \$102,068 | \$0 | 100.00% |
| 392-9520 Orange HS Science Bldg (DSA 04-116859) | | | | | |
| 1. Design Cost | | | | | |
| 1.01 Architect | | | | | |
| UNCOMMITTED | \$151,933 | \$0 | \$0 | \$0 | |
| LIONAKIS | \$1,854,196 | \$1,854,196 | \$1,823,594 | \$0 | 98.35% |
| | \$2,006,129 | \$1,854,196 | \$1,823,594 | \$0 | 90.90% |
| 2. Construction Cost | | | | | |
| 2.01 Construction | | | | | |



Measure S Bond Program
Financial Report for March 2022
Budget vs Actuals by School and Budget Category with Vendor Detail

QSS Data thru 3/31/2022

| | Budget | Contracted to Date | Expended to Date | Quarterly Expense Jan '22 - Mar '22 | % Expended |
|--|---------------------|-----------------------|---------------------|--|----------------|
| UNCOMMITTED | \$1 | \$0 | \$0 | \$0 | |
| GIANNELLI ELECTRIC INC | \$14,878 | \$14,878 | \$14,878 | \$0 | 100.00% |
| INTEGRATED DEMOLITION AND REMEDIATION (Abatement and Demolition) | \$44,800 | \$44,800 | \$44,800 | \$0 | 100.00% |
| J & A FENCE (Custodial Storage Fencing) | \$0 | \$0 | \$0 | \$0 | |
| KYA SERVICES LLC (Install Carpet) | \$0 | \$0 | \$0 | \$0 | |
| OLESK, KEITH (Termite Services) | \$0 | \$0 | \$0 | \$0 | |
| PINNER CONSTRUCTION | \$27,190,987 | \$27,190,987 | \$27,190,987 | \$0 | 100.00% |
| SOUTHERN CALIFORNIA NEWS GROUP | \$0 | \$0 | \$0 | \$0 | |
| TIME & ALARM SYSTEMS | \$3,100 | \$3,100 | \$3,100 | \$0 | 100.00% |
| UNIVERSAL ASPHALT CO (Remove and Patch Asphalt) | \$6,830 | \$6,830 | \$6,830 | \$0 | 100.00% |
| | \$27,260,596 | \$27,260,595 | \$27,260,595 | \$0 | 100.00% |

2.02 OFCI and Other Construction

| | | | | | |
|---|------------------|------------------|------------------|------------|---------------|
| UNCOMMITTED | \$59,552 | \$0 | \$0 | \$0 | |
| ACCO ENGINEERED SYSTEMS INC | \$62,883 | \$62,883 | \$62,883 | \$0 | 100.00% |
| AMERICAN REPROGRAPHICS CO LLC | \$10,126 | \$10,126 | \$0 | \$0 | 0.00% |
| ARROW RESTAURANT EQUIPMENT | \$13,556 | \$13,556 | \$13,432 | \$0 | 99.08% |
| BLUE RIBBON TROPHY | \$1,067 | \$1,067 | \$0 | \$0 | 0.00% |
| CAROLINA BIOLOGICAL SUPPLY | \$16,559 | \$16,559 | \$16,480 | \$0 | 99.52% |
| CITY OF ORANGE (PUBLIC WORKS) | \$2,000 | \$2,000 | \$2,000 | \$0 | 100.00% |
| DEVELOPMENT GROUP INC | \$37,866 | \$37,866 | \$37,866 | \$0 | 100.00% |
| FISHER SCIENCE EDUCATION | \$25,736 | \$25,736 | \$24,863 | \$0 | 96.61% |
| FLINN SCIENTIFIC INC | \$10,263 | \$10,263 | \$10,263 | \$0 | 100.00% |
| GIANNELLI ELECTRIC INC | \$24,684 | \$24,684 | \$24,684 | \$0 | 100.00% |
| GRUETT TREE CO INC (Removal of Trees) | \$7,625 | \$7,625 | \$7,625 | \$0 | 100.00% |
| J & A FENCE (Custodial Storage Fencing) | \$6,885 | \$6,885 | \$6,885 | \$0 | 100.00% |
| KYA SERVICES LLC (Install Carpet) | \$0 | \$0 | \$0 | \$0 | |
| OLESK, KEITH (Termite Services) | \$1,500 | \$1,500 | \$1,500 | \$0 | 100.00% |
| SOUTHERN CALIFORNIA NEWS GROUP | \$0 | \$0 | \$0 | \$0 | |
| TRIMARK RAYGAL LLC | \$0 | \$0 | \$0 | \$0 | |
| VORTEX INDUSTRIES, INC. | \$6,804 | \$6,804 | \$6,804 | \$0 | 100.00% |
| WW GRAINGER INC | \$2,292 | \$2,292 | \$2,292 | \$0 | 100.00% |
| | \$289,399 | \$229,846 | \$217,576 | \$0 | 75.18% |

3. Program and Construction Management

3.01 Program Management Fees

| | | | | | |
|-------------------------------|--------------------|--------------------|------------------|------------|---------------|
| UNCOMMITTED | \$531,596 | \$0 | \$0 | \$0 | |
| CUMMING CONSTRUCTION MGMT INC | \$1,010,155 | \$1,062,336 | \$979,395 | \$0 | 96.95% |
| | \$1,541,750 | \$1,062,336 | \$979,395 | \$0 | 63.52% |

3.02 Construction Management Fees

| | | | | | |
|-----------------------------|-------------|-------------|-------------|-----|--------|
| UNCOMMITTED | \$59,981 | \$0 | \$0 | \$0 | |
| BALFOUR BEATTY CONSTRUCTION | \$1,757,253 | \$1,757,254 | \$1,755,159 | \$0 | 99.88% |
| CORDOBA CORPORATION | \$86,549 | \$86,549 | \$86,434 | \$0 | 99.87% |



Measure S Bond Program
Financial Report for March 2022
Budget vs Actuals by School and Budget Category with Vendor Detail

QSS Data thru 3/31/2022

| | Budget | Contracted to Date | Expended to Date | Quarterly Expense Jan '22 - Mar '22 | % Expended |
|--|--------------------|-----------------------|---------------------|--|---------------|
| | \$1,903,783 | \$1,843,803 | \$1,841,593 | \$0 | 96.73% |
| 4. Construction Support Costs | | | | | |
| 4.02 Title, Environmental, Stormwater Management | | | | | |
| UNCOMMITTED | \$34,796 | \$0 | \$0 | \$0 | |
| CHICAGO TITLE COMPANY | \$1,500 | \$1,500 | \$1,500 | \$0 | 100.00% |
| OUSD COST OF INTEREST DISTRIBUTION | \$1 | \$1 | \$1 | \$0 | 100.00% |
| PLACEWORKS INC | \$52,231 | \$52,231 | \$52,231 | \$0 | 100.00% |
| STATE WATER RESOURCES CONTROL BOARD (SWRCB) | \$726 | \$726 | \$726 | \$0 | 100.00% |
| | \$89,254 | \$54,458 | \$54,458 | \$0 | 61.01% |
| 4.03 Commissioning | | | | | |
| UNCOMMITTED | \$6,117 | \$0 | \$0 | \$0 | |
| P2S ENGINEERING INC | \$30,585 | \$30,585 | \$30,170 | \$0 | 98.64% |
| | \$36,702 | \$30,585 | \$30,170 | \$0 | 82.20% |
| 4.05 DSA Review Fees | | | | | |
| UNCOMMITTED | \$28,992 | \$0 | \$0 | \$0 | |
| DIVISION OF STATE ARCHITECT | \$342,871 | \$342,871 | \$342,871 | \$0 | 100.00% |
| OUSD REVOLVING CASH | \$500 | \$500 | \$500 | \$0 | 100.00% |
| | \$372,364 | \$343,371 | \$343,371 | \$0 | 92.21% |
| 4.06 Postage, Printing & Advertising | | | | | |
| UNCOMMITTED | \$36,374 | \$0 | \$0 | \$0 | |
| AMERICAN REPROGRAPHICS CO LLC | \$11,734 | \$11,734 | \$8,734 | \$0 | 74.43% |
| SOUTHERN CALIFORNIA NEWS GROUP | \$8,518 | \$8,518 | \$8,518 | \$0 | 100.00% |
| | \$56,626 | \$20,252 | \$17,252 | \$0 | 30.47% |
| 4.07 DSA Inspection (IOR) | | | | | |
| UNCOMMITTED | \$145,585 | \$0 | \$0 | \$0 | |
| KNOWLAND CONSTRUCTION SERVICES | \$321,507 | \$321,507 | \$286,404 | \$0 | 89.08% |
| | \$467,092 | \$321,507 | \$286,404 | \$0 | 61.32% |
| 4.08 DSA Construction Phase Testing (LOR) | | | | | |
| UNCOMMITTED | \$125,025 | \$0 | \$0 | \$0 | |
| NINYO & MOORE | \$327,624 | \$327,624 | \$227,848 | \$0 | 69.55% |
| | \$452,649 | \$327,624 | \$227,848 | \$0 | 50.34% |
| 4.09 Relocation | | | | | |
| UNCOMMITTED | \$15,706 | \$0 | \$0 | \$0 | |
| Beltmann Group, Inc. | \$6,229 | \$6,229 | \$4,876 | \$0 | 78.27% |
| ULINE INC | \$3,065 | \$3,065 | \$3,065 | \$0 | 100.00% |
| | \$25,000 | \$9,294 | \$7,941 | \$0 | 31.76% |
| 4.10 Labor Compliance | | | | | |
| UNCOMMITTED | \$40,951 | \$0 | \$0 | \$0 | |
| | \$40,951 | \$0 | \$0 | \$0 | 0.00% |
| 4.11 Preliminary Testing (Hazmat, Topo, Geo, etc) | | | | | |
| UNCOMMITTED | \$198,437 | \$0 | \$0 | \$0 | |



Measure S Bond Program
Financial Report for March 2022
Budget vs Actuals by School and Budget Category with Vendor Detail

QSS Data thru 3/31/2022

| | Budget | Contracted to Date | Expended to Date | Quarterly Expense Jan '22 - Mar '22 | % Expended |
|--|---------------------|-----------------------|---------------------|--|---------------|
| CALIFORNIA GEOLOGICAL SURVEY (Geology and Seismology Review) | \$3,600 | \$3,600 | \$3,600 | \$0 | 100.00% |
| ENVIRONMENTAL NETWORK CORPORATION | \$4,925 | \$4,925 | \$2,590 | \$0 | 52.59% |
| KOURY ENGINEERING & TESTING INC (Geotechnical Engineering) | \$13,300 | \$13,300 | \$13,300 | \$0 | 100.00% |
| PENCO ENGINEERING INC (Topographical Survey Services) | \$42,350 | \$42,350 | \$41,070 | \$0 | 96.98% |
| RMA GROUP (dba SITESCAN) | \$49,533 | \$49,533 | \$49,533 | \$0 | 100.00% |
| | \$312,145 | \$113,708 | \$110,093 | \$0 | 35.27% |
| 4.12 Utility Connection Fees (Local Permits) | | | | | |
| UNCOMMITTED | \$151,714 | \$0 | \$0 | \$0 | |
| CITY OF ORANGE (PUBLIC WORKS) | \$2,500 | \$2,500 | \$2,500 | \$0 | 100.00% |
| SOUTHERN CALIFORNIA EDISON | \$6,912 | \$6,912 | \$6,912 | \$0 | 100.00% |
| SOUTHERN CALIFORNIA GAS CO | \$2,124 | \$2,124 | \$2,124 | \$0 | 100.00% |
| STATE WATER RESOURCES CONTROL BOARD (SWRCB) | \$553 | \$553 | \$553 | \$0 | 100.00% |
| | \$163,803 | \$12,089 | \$12,089 | \$0 | 7.38% |
| 4.13 FF&E (Laboratory Tables and Chairs, other) | | | | | |
| UNCOMMITTED | \$10,748 | \$0 | \$0 | \$0 | |
| CDW GOVERNMENT INC | \$59,662 | \$59,662 | \$59,658 | \$0 | 99.99% |
| CONEXWEST | \$9,466 | \$9,466 | \$9,419 | \$0 | 99.51% |
| CP PRODUCTS INC | \$4,834 | \$4,834 | \$4,834 | \$0 | 100.00% |
| DEVELOPMENT GROUP INC | \$0 | \$0 | \$0 | \$0 | |
| FISHER SCIENCE EDUCATION | \$0 | \$0 | \$0 | \$0 | |
| GORM | \$11,423 | \$11,423 | \$11,415 | \$0 | 99.93% |
| HILLYARD INC | \$32,572 | \$32,572 | \$32,572 | \$0 | 100.00% |
| INTER-PACIFIC INC | \$7,904 | \$7,904 | \$7,904 | \$0 | 100.00% |
| PSI DBA WATER VISIONS INC | \$8,527 | \$8,527 | \$8,527 | \$0 | 100.00% |
| SIERRA SCHOOL EQUIPMENT COMPANY | \$464,248 | \$464,248 | \$464,248 | \$0 | 100.00% |
| TURTLE STORAGE dba AMERICAN BICYCLE CO | \$6,871 | \$6,871 | \$6,537 | \$0 | 95.14% |
| VORTEX INDUSTRIES, INC. | \$0 | \$0 | \$0 | \$0 | |
| VWR INTERNATIONAL LLC | \$34,314 | \$34,314 | \$34,314 | \$0 | 100.00% |
| | \$650,570 | \$639,821 | \$639,428 | \$0 | 98.29% |
| 4.14 Legal Counsel | | | | | |
| UNCOMMITTED | \$81,902 | \$0 | \$0 | \$0 | |
| | \$81,902 | \$0 | \$0 | \$0 | 0.00% |
| 5. Contingency | | | | | |
| 5.01 Construction Contingency | | | | | |
| UNCOMMITTED | \$1,415,413 | \$0 | \$0 | \$0 | |
| | \$1,415,413 | \$0 | \$0 | \$0 | 0.00% |
| 5.02 Project Contingency | | | | | |
| UNCOMMITTED | \$4,297,657 | \$0 | \$0 | \$0 | |
| | \$4,297,657 | \$0 | \$0 | \$0 | 0.00% |
| Total 392-9520 Orange HS Science Bldg (DSA 04-116859) | \$41,463,785 | \$34,123,485 | \$33,851,806 | \$0 | 81.64% |



Measure S Bond Program
Financial Report for March 2022
Budget vs Actuals by School and Budget Category with Vendor Detail

QSS Data thru 3/31/2022

| | Budget | Contracted to Date | Expended to Date | Quarterly Expense Jan '22 - Mar '22 | % Expended |
|---|------------------|-----------------------|---------------------|--|----------------|
| 392-9520 Orange HS Shade Structure (DSA 04-118351) | | | | | |
| 1. Design Cost | | | | | |
| 1.01 Architect | | | | | |
| UNCOMMITTED | \$0 | \$0 | \$0 | \$0 | |
| LIONAKIS | \$17,317 | \$17,317 | \$17,317 | \$0 | 100.00% |
| | \$17,317 | \$17,317 | \$17,317 | \$0 | 100.00% |
| 2. Construction Cost | | | | | |
| 2.01 Construction | | | | | |
| UNCOMMITTED | \$0 | \$0 | \$0 | \$0 | |
| PINNER CONSTRUCTION | \$113,500 | \$113,500 | \$113,500 | \$0 | 100.00% |
| | \$113,500 | \$113,500 | \$113,500 | \$0 | 100.00% |
| 3. Program and Construction Management | | | | | |
| 3.01 Program Management Fees | | | | | |
| UNCOMMITTED | \$0 | \$0 | \$0 | \$0 | |
| CUMMING CONSTRUCTION MGMT INC | \$1,838 | \$1,838 | \$1,838 | \$0 | 100.00% |
| | \$1,838 | \$1,838 | \$1,838 | \$0 | 100.00% |
| 3.02 Construction Management Fees | | | | | |
| UNCOMMITTED | \$0 | \$0 | \$0 | \$0 | |
| BALFOUR BEATTY CONSTRUCTION | \$5,956 | \$5,956 | \$5,956 | \$0 | 100.00% |
| | \$5,956 | \$5,956 | \$5,956 | \$0 | 100.00% |
| 4. Construction Support Costs | | | | | |
| 4.05 DSA Review Fees | | | | | |
| UNCOMMITTED | \$0 | \$0 | \$0 | \$0 | |
| DIVISION OF STATE ARCHITECT | \$1,873 | \$1,873 | \$1,873 | \$0 | 100.00% |
| | \$1,873 | \$1,873 | \$1,873 | \$0 | 100.00% |
| 4.06 Postage, Printing & Advertising | | | | | |
| UNCOMMITTED | \$0 | \$0 | \$0 | \$0 | |
| | \$0 | \$0 | \$0 | \$0 | |
| 4.07 DSA Inspection (IOR) | | | | | |
| UNCOMMITTED | \$0 | \$0 | \$0 | \$0 | |
| KNOWLAND CONSTRUCTION SERVICES | \$1,740 | \$1,740 | \$1,740 | \$0 | 100.00% |
| | \$1,740 | \$1,740 | \$1,740 | \$0 | 100.00% |
| 4.08 DSA Construction Phase Testing (LOR) | | | | | |
| UNCOMMITTED | \$0 | \$0 | \$0 | \$0 | |
| NINYO & MOORE | \$7,408 | \$7,408 | \$7,408 | \$0 | 100.00% |
| | \$7,408 | \$7,408 | \$7,408 | \$0 | 100.00% |
| Total 392-9520 Orange HS Shade Structure (DSA 04-118351) | \$149,631 | \$149,631 | \$149,631 | \$0 | 100.00% |



Measure S Bond Program
Financial Report for March 2022
Budget vs Actuals by School and Budget Category with Vendor Detail

QSS Data thru 3/31/2022

| | Budget | Contracted to Date | Expended to Date | Quarterly Expense Jan '22 - Mar '22 | % Expended |
|--|--------------------|-----------------------|---------------------|--|----------------|
| 392-9520 Orange HS Site Improvements (DSA 04-116673) | | | | | |
| 1. Design Cost | | | | | |
| 1.01 Architect | | | | | |
| UNCOMMITTED | \$0 | \$0 | \$0 | \$0 | |
| LIONAKIS | \$450,189 | \$450,189 | \$446,286 | \$0 | 99.13% |
| SILVER CREEK INDUSTRIES INC (Engineering for Warming Kitchen Relocatable Building) | \$29,682 | \$29,682 | \$29,682 | \$0 | 100.00% |
| | \$479,871 | \$479,871 | \$475,968 | \$0 | 99.19% |
| 2. Construction Cost | | | | | |
| 2.01 Construction | | | | | |
| UNCOMMITTED | \$0 | \$0 | \$0 | \$0 | |
| KYA SERVICES LLC (Install Carpet) | \$20,824 | \$20,824 | \$9,564 | \$0 | 45.93% |
| SWINERTON BUILDERS | \$6,556,428 | \$6,556,428 | \$6,556,428 | \$0 | 100.00% |
| TRIMARK RAYGAL LLC | \$89,860 | \$89,860 | \$89,860 | \$0 | 100.00% |
| | \$6,667,112 | \$6,667,112 | \$6,655,852 | \$0 | 99.83% |
| 2.02 OFCI and Other Construction | | | | | |
| UNCOMMITTED | \$0 | \$0 | \$0 | \$0 | |
| ACCO ENGINEERED SYSTEMS INC | \$209,074 | \$209,074 | \$209,074 | \$0 | 100.00% |
| | \$209,074 | \$209,074 | \$209,074 | \$0 | 100.00% |
| 3. Program and Construction Management | | | | | |
| 3.01 Program Management Fees | | | | | |
| UNCOMMITTED | \$0 | \$0 | \$0 | \$0 | |
| BALFOUR BEATTY CONSTRUCTION | \$0 | \$0 | \$0 | \$0 | |
| CUMMING CONSTRUCTION MGMT INC | \$115,479 | \$115,479 | \$115,479 | \$0 | 100.00% |
| | \$115,479 | \$115,479 | \$115,479 | \$0 | 100.00% |
| 3.02 Construction Management Fees | | | | | |
| UNCOMMITTED | \$0 | \$0 | \$0 | \$0 | |
| BALFOUR BEATTY CONSTRUCTION | \$296,554 | \$296,554 | \$296,554 | \$0 | 100.00% |
| | \$296,554 | \$296,554 | \$296,554 | \$0 | 100.00% |
| 4. Construction Support Costs | | | | | |
| 4.02 Title, Environmental, Stormwater Management | | | | | |
| UNCOMMITTED | \$0 | \$0 | \$0 | \$0 | |
| ORANGE COUNTY HEALTH CARE AGENCY | \$1,470 | \$1,470 | \$1,470 | \$0 | 100.00% |
| | \$1,470 | \$1,470 | \$1,470 | \$0 | 100.00% |
| 4.03 Commissioning | | | | | |
| UNCOMMITTED | \$0 | \$0 | \$0 | \$0 | |
| P2S ENGINEERING INC | \$4,755 | \$4,755 | \$4,667 | \$0 | 98.15% |
| | \$4,755 | \$4,755 | \$4,667 | \$0 | 98.15% |
| 4.05 DSA Review Fees | | | | | |



Measure S Bond Program
Financial Report for March 2022
Budget vs Actuals by School and Budget Category with Vendor Detail

QSS Data thru 3/31/2022

| | Budget | Contracted to Date | Expended to Date | Quarterly Expense Jan '22 - Mar '22 | % Expended |
|---|--------------------|-----------------------|---------------------|--|---------------|
| UNCOMMITTED | \$3,853 | \$0 | \$0 | \$0 | |
| DIVISION OF STATE ARCHITECT | \$94,585 | \$94,585 | \$94,585 | \$0 | 100.00% |
| | \$98,438 | \$94,585 | \$94,585 | \$0 | 96.09% |
| 4.06 Postage, Printing & Advertising | | | | | |
| UNCOMMITTED | \$1 | \$0 | \$0 | \$0 | |
| AMERICAN REPROGRAPHICS CO LLC | \$7,630 | \$7,630 | \$7,630 | \$0 | 100.00% |
| SOUTHERN CALIFORNIA NEWS GROUP | \$1,264 | \$1,264 | \$1,264 | \$0 | 100.00% |
| | \$8,895 | \$8,894 | \$8,894 | \$0 | 99.99% |
| 4.07 DSA Inspection (IOR) | | | | | |
| UNCOMMITTED | \$0 | \$0 | \$0 | \$0 | |
| KNOWLAND CONSTRUCTION SERVICES | \$104,480 | \$104,480 | \$96,985 | \$0 | 92.83% |
| | \$104,480 | \$104,480 | \$96,985 | \$0 | 92.83% |
| 4.08 DSA Construction Phase Testing (LOR) | | | | | |
| UNCOMMITTED | \$0 | \$0 | \$0 | \$0 | |
| NINYO & MOORE | \$113,255 | \$113,255 | \$112,544 | \$0 | 99.37% |
| | \$113,255 | \$113,255 | \$112,544 | \$0 | 99.37% |
| 4.11 Preliminary Testing (Hazmat, Topo, Geo, etc) | | | | | |
| UNCOMMITTED | \$0 | \$0 | \$0 | \$0 | |
| ENVIRONMENTAL NETWORK CORPORATION | \$9,100 | \$9,100 | \$9,012 | \$0 | 99.03% |
| | \$9,100 | \$9,100 | \$9,012 | \$0 | 99.03% |
| Total 392-9520 Orange HS Site Improvements (DSA 04-116673) | \$8,108,482 | \$8,104,629 | \$8,081,083 | \$0 | 99.66% |
| 392-9520 Orange HS Phase II (DSA 04-120151) | | | | | |
| 1. Design Cost | | | | | |
| 1.01 Architect | | | | | |
| UNCOMMITTED | \$121,050 | \$0 | \$0 | \$0 | |
| LIONAKIS | \$1,409,450 | \$1,409,450 | \$991,784 | \$15,190 | 70.37% |
| | \$1,530,500 | \$1,409,450 | \$991,784 | \$15,190 | 64.80% |
| 2. Construction Cost | | | | | |
| 2.00 Other Construction - Swing Space | | | | | |
| UNCOMMITTED | \$384 | \$0 | \$0 | \$0 | |
| DAHLBERG, KENT & AMY dba NEW DIMENSION | \$99,066 | \$99,066 | \$94,113 | \$28,330 | 95.00% |
| | \$99,450 | \$99,066 | \$94,113 | \$28,330 | 94.63% |
| 3. Program and Construction Management | | | | | |
| 3.01 Program Management Fees | | | | | |
| UNCOMMITTED | \$1 | \$0 | \$0 | \$0 | |
| CUMMING CONSTRUCTION MGMT INC | \$201,328 | \$201,328 | \$105,342 | \$22,687 | 52.32% |
| | \$201,329 | \$201,328 | \$105,342 | \$22,687 | 52.32% |
| 3.02 Construction Management Fees | | | | | |



Measure S Bond Program
Financial Report for March 2022
Budget vs Actuals by School and Budget Category with Vendor Detail

QSS Data thru 3/31/2022

| | Budget | Contracted to Date | Expended to Date | Quarterly Expense Jan '22 - Mar '22 | % Expended |
|---|--------------------|-----------------------|---------------------|--|----------------|
| UNCOMMITTED | \$2,100 | \$0 | \$0 | \$0 | |
| CORDOBA CORPORATION | \$511,365 | \$511,365 | \$82,813 | \$16,408 | 16.19% |
| | \$513,465 | \$511,365 | \$82,813 | \$16,408 | 16.13% |
| 4. Construction Support Costs | | | | | |
| 4.02 Title, Environmental, Stormwater Management | | | | | |
| UNCOMMITTED | \$0 | \$0 | \$0 | \$0 | |
| CITY OF ORANGE (PUBLIC WORKS) | \$3,000 | \$3,000 | \$3,000 | \$0 | 100.00% |
| CITY OF ORANGE (WATER DIVISION) | \$2,000 | \$2,000 | \$2,000 | \$0 | 100.00% |
| ENVIRONMENTAL AUDIT INC | \$7,590 | \$7,590 | \$2,388 | \$2,388 | 31.46% |
| | \$12,590 | \$12,590 | \$7,388 | \$2,388 | 58.68% |
| 4.03 Commissioning | | | | | |
| UNCOMMITTED | \$0 | \$0 | \$0 | \$0 | |
| P2S ENGINEERING INC | \$4,801 | \$4,801 | \$2,460 | \$1,435 | 51.24% |
| | \$4,801 | \$4,801 | \$2,460 | \$1,435 | 51.24% |
| 4.05 DSA Review Fees | | | | | |
| UNCOMMITTED | \$0 | \$0 | \$0 | \$0 | |
| DIVISION OF STATE ARCHITECT | \$153,550 | \$153,550 | \$153,550 | \$0 | 100.00% |
| | \$153,550 | \$153,550 | \$153,550 | \$0 | 100.00% |
| 4.06 Postage, Printing & Advertising | | | | | |
| UNCOMMITTED | \$0 | \$0 | \$0 | \$0 | |
| AMERICAN REPROGRAPHICS CO LLC | \$14,000 | \$14,000 | \$137 | \$0 | 0.98% |
| | \$14,000 | \$14,000 | \$137 | \$0 | 0.98% |
| 4.09 Relocation | | | | | |
| UNCOMMITTED | \$450 | \$0 | \$0 | \$0 | |
| Beltmann Group, Inc. | \$6,851 | \$6,851 | \$6,519 | \$0 | 95.15% |
| CDW GOVERNMENT INC | \$1,312 | \$1,312 | \$1,312 | \$0 | 100.00% |
| ULINE INC | \$800 | \$800 | \$0 | \$0 | 0.00% |
| | \$9,413 | \$8,962 | \$7,830 | \$0 | 83.19% |
| 4.10 Labor Compliance | | | | | |
| UNCOMMITTED | \$0 | \$0 | \$0 | \$0 | |
| | \$0 | \$0 | \$0 | \$0 | |
| 4.11 Preliminary Testing (Hazmat, Topo, Geo, etc) | | | | | |
| UNCOMMITTED | \$50,977 | \$0 | \$0 | \$0 | |
| CANNON CORPORATION | \$50,000 | \$50,000 | \$35,076 | \$0 | 70.15% |
| ENVIRONMENTAL NETWORK CORPORATION | \$15,380 | \$15,380 | \$6,350 | \$0 | 41.29% |
| NINYO & MOORE | \$20,955 | \$20,955 | \$20,955 | \$0 | 100.00% |
| | \$137,312 | \$86,335 | \$62,381 | \$0 | 45.43% |
| Total 392-9520 Orange HS Phase II (DSA 04-120151) | \$2,676,410 | \$2,501,447 | \$1,507,797 | \$86,438 | 56.34% |
| 392-TBD Orange HS Science Center Unallocated Funds F22 | | | | | |



Measure S Bond Program
Financial Report for March 2022
Budget vs Actuals by School and Budget Category with Vendor Detail

QSS Data thru 3/31/2022

| | Budget | Contracted to Date | Expended to Date | Quarterly Expense Jan '22 - Mar '22 | % Expended |
|--|---------------------|-----------------------|---------------------|--|----------------|
| 5. Unallocated Bond Funds | | | | | |
| 5.04 Unallocated Bond Funds | | | | | |
| UNCOMMITTED | \$1,520,780 | \$0 | \$0 | \$0 | |
| | \$1,520,780 | \$0 | \$0 | \$0 | 0.00% |
| Total 392-TBD Orange HS Science Center Unallocated Funds F22 | \$1,520,780 | \$0 | \$0 | \$0 | 0.00% |
| 392-9520 Orange HS Unallocated Funds F21 | | | | | |
| 5. Program Reserve | | | | | |
| 5.03 Interest Earned - Reserve | | | | | |
| UNCOMMITTED | \$1,500,631 | \$0 | \$0 | \$0 | |
| | \$1,500,631 | \$0 | \$0 | \$0 | 0.00% |
| 4. Construction Support Costs | | | | | |
| 4.15 Miscellaneous Fees | | | | | |
| UNCOMMITTED | \$0 | \$0 | \$0 | \$0 | |
| OUSD COST OF INTEREST DISTRIBUTION | \$49,221 | \$49,221 | \$49,221 | \$0 | 100.00% |
| | \$49,221 | \$49,221 | \$49,221 | \$0 | 100.00% |
| Total 392-9520 Orange HS Unallocated Funds F21 | \$1,549,853 | \$49,221 | \$49,221 | \$0 | 3.18% |
| 392-TBD Orange HS Unallocated Funds F22 | | | | | |
| 5. Unallocated Bond Funds | | | | | |
| 5.04 Unallocated Bond Funds | | | | | |
| UNCOMMITTED | \$17,978,844 | \$0 | \$0 | \$0 | |
| | \$17,978,844 | \$0 | \$0 | \$0 | 0.00% |
| Total 392-TBD Orange HS Unallocated Funds F22 | \$17,978,844 | \$0 | \$0 | \$0 | 0.00% |
| Orange High School | \$73,549,853 | \$45,030,481 | \$43,741,606 | \$86,438 | 59.47% |
| Villa Park High School | | | | | |
| 394-0000 Villa Park HS IP Surveillance Camera and Systems | | | | | |
| 4. Construction Support Costs | | | | | |
| 4.13 FF&E (Laboratory Tables and Chairs, other) | | | | | |
| UNCOMMITTED | \$0 | \$0 | \$0 | \$0 | |
| CDW GOVERNMENT INC | \$32,182 | \$32,182 | \$32,182 | \$0 | 100.00% |
| DIGITAL NETWORKS GROUP INC (F/I IP Camera Software) | \$8,635 | \$8,635 | \$8,635 | \$0 | 100.00% |
| INTER-PACIFIC INC | \$22,133 | \$22,133 | \$22,133 | \$0 | 100.00% |
| | \$62,949 | \$62,949 | \$62,949 | \$0 | 100.00% |
| Total 394-0000 Villa Park HS IP Surveillance Camera and Systems | \$62,949 | \$62,949 | \$62,949 | \$0 | 100.00% |



Measure S Bond Program
Financial Report for March 2022
Budget vs Actuals by School and Budget Category with Vendor Detail

QSS Data thru 3/31/2022

| | Budget | Contracted to Date | Expended to Date | Quarterly Expense Jan '22 - Mar '22 | % Expended |
|--|---------------------|-----------------------|---------------------|--|---------------|
| 394-9520 Villa Park HS Science Center (DSA 04-117022) | | | | | |
| 1. Design Cost | | | | | |
| 1.01 Architect | | | | | |
| UNCOMMITTED | \$1 | \$0 | \$0 | \$0 | |
| DKS ASSOCIATES | \$85,690 | \$85,690 | \$80,657 | \$0 | 94.13% |
| LIONAKIS | \$14,059 | \$14,059 | \$14,059 | \$0 | 100.00% |
| LPA INC | \$2,637,692 | \$2,637,692 | \$2,474,756 | \$56,109 | 93.82% |
| | \$2,737,442 | \$2,737,441 | \$2,569,472 | \$56,109 | 93.86% |
| 2. Construction Cost | | | | | |
| 2.01 Construction | | | | | |
| UNCOMMITTED | \$0 | \$0 | \$0 | \$0 | |
| ANGELES CONTRACTOR, INC | \$20,658,097 | \$20,658,097 | \$19,865,514 | \$2,339,209 | 96.16% |
| | \$20,658,098 | \$20,658,097 | \$19,865,514 | \$2,339,209 | 96.16% |
| 2.02 OFCI and Other Construction | | | | | |
| UNCOMMITTED | \$95,049 | \$0 | \$0 | \$0 | |
| ACCO ENGINEERED SYSTEMS INC | \$150,829 | \$150,829 | \$150,829 | \$22,882 | 100.00% |
| AMERICAN REPROGRAPHICS CO LLC | \$1,026 | \$1,026 | \$0 | \$0 | 0.00% |
| ANIXTER | \$5,092 | \$5,092 | \$0 | \$0 | 0.00% |
| ARROW RESTAURANT EQUIPMENT | \$13,887 | \$13,887 | \$13,869 | \$0 | 99.86% |
| CAROLINA BIOLOGICAL SUPPLY | \$24,213 | \$24,213 | \$18,517 | \$18,517 | 76.47% |
| DEVELOPMENT GROUP INC | \$52,939 | \$52,939 | \$52,937 | \$0 | 100.00% |
| FISHER SCIENCE EDUCATION | \$25,951 | \$25,951 | \$25,951 | \$2,099 | 100.00% |
| FLINN SCIENTIFIC INC | \$12,364 | \$12,364 | \$12,364 | \$0 | 100.00% |
| WW GRAINGER INC | \$4,617 | \$4,617 | \$1,148 | \$0 | 24.87% |
| | \$385,967 | \$290,918 | \$275,615 | \$43,498 | 71.41% |
| 3. Program and Construction Management | | | | | |
| 3.01 Program Management Fees | | | | | |
| UNCOMMITTED | \$120,084 | \$0 | \$0 | \$0 | |
| CORDOBA CORPORATION | \$0 | \$0 | \$0 | \$0 | |
| CUMMING CONSTRUCTION MGMT INC | \$945,697 | \$1,044,109 | \$913,989 | \$69,719 | 96.65% |
| | \$1,065,781 | \$1,044,109 | \$913,989 | \$69,719 | 85.76% |
| 3.02 Construction Management Fees | | | | | |
| UNCOMMITTED | \$7,219 | \$0 | \$0 | \$0 | |
| CORDOBA CORPORATION | \$2,316,041 | \$2,316,041 | \$2,261,293 | \$134,580 | 97.64% |
| | \$2,323,260 | \$2,316,041 | \$2,261,293 | \$134,580 | 97.33% |
| 4.02 Title, Environmental, Stormwater Management | | | | | |
| UNCOMMITTED | \$0 | \$0 | \$0 | \$0 | |
| CHICAGO TITLE COMPANY | \$750 | \$750 | \$750 | \$0 | 100.00% |



Measure S Bond Program
Financial Report for March 2022
Budget vs Actuals by School and Budget Category with Vendor Detail

QSS Data thru 3/31/2022

| | Budget | Contracted to Date | Expended to Date | Quarterly Expense Jan '22 - Mar '22 | % Expended |
|--|------------------|--------------------|------------------|-------------------------------------|----------------|
| OUSD COST OF INTEREST DISTRIBUTION | \$1 | \$1 | \$1 | \$0 | 100.00% |
| PLACEWORKS INC | \$73,237 | \$73,237 | \$73,237 | \$0 | 100.00% |
| STATE WATER RESOURCES CONTROL BOARD (SWRCB) | \$484 | \$484 | \$484 | \$0 | 100.00% |
| | \$74,471 | \$74,471 | \$74,471 | \$0 | 100.00% |
| 4.03 Commissioning | | | | | |
| UNCOMMITTED | \$9,722 | \$0 | \$0 | \$0 | |
| P2S ENGINEERING INC | \$31,635 | \$31,635 | \$26,688 | \$0 | 84.36% |
| | \$41,357 | \$31,635 | \$26,688 | \$0 | 64.53% |
| 4.05 DSA Review Fees | | | | | |
| UNCOMMITTED | \$118,838 | \$0 | \$0 | \$0 | |
| DIVISION OF STATE ARCHITECT | \$289,250 | \$289,250 | \$289,250 | \$0 | 100.00% |
| | \$408,088 | \$289,250 | \$289,250 | \$0 | 70.88% |
| 4.06 Postage, Printing & Advertising | | | | | |
| UNCOMMITTED | \$0 | \$0 | \$0 | \$0 | |
| AMERICAN REPROGRAPHICS CO LLC | \$16,315 | \$16,315 | \$12,670 | \$0 | 77.66% |
| SOUTHERN CALIFORNIA NEWS GROUP | \$1,768 | \$1,768 | \$1,768 | \$0 | 100.00% |
| | \$18,083 | \$18,083 | \$14,438 | \$0 | 79.85% |
| 4.07 DSA Inspection (IOR) | | | | | |
| UNCOMMITTED | \$1 | \$0 | \$0 | \$0 | |
| BPI INSPECTION SERVICE | \$606,215 | \$606,215 | \$580,247 | \$74,498 | 95.72% |
| | \$606,216 | \$606,215 | \$580,247 | \$74,498 | 95.72% |
| 4.08 DSA Construction Phase Testing (LOR) | | | | | |
| UNCOMMITTED | \$0 | \$0 | \$0 | \$0 | |
| NINYO & MOORE | \$909,474 | \$909,474 | \$901,213 | \$17,458 | 99.09% |
| | \$909,474 | \$909,474 | \$901,213 | \$17,458 | 99.09% |
| 4.09 Relocation | | | | | |
| UNCOMMITTED | \$15,958 | \$0 | \$0 | \$0 | |
| Beltmann Group, Inc. | \$7,080 | \$7,080 | \$4,748 | \$3,898 | 67.07% |
| ULINE INC | \$1,602 | \$1,602 | \$702 | \$0 | 43.83% |
| | \$24,640 | \$8,682 | \$5,450 | \$3,898 | 22.12% |
| 4.11 Preliminary Testing (Hazmat, Topo, Geo, etc) | | | | | |
| UNCOMMITTED | \$1,727 | \$0 | \$0 | \$0 | |
| CALIFORNIA GEOLOGICAL SURVEY (Geology and Seismology Review) | \$3,600 | \$3,600 | \$3,600 | \$0 | 100.00% |
| ENVIRONMENTAL NETWORK CORPORATION | \$19,145 | \$19,145 | \$19,085 | \$0 | 99.69% |
| LEIGHTON CONSULTING INC (Geotechnical Engineering) | \$20,000 | \$20,000 | \$16,549 | \$0 | 82.75% |
| PSOMAS | \$27,000 | \$27,000 | \$21,034 | \$0 | 77.90% |
| RMA GROUP (dba SITESCAN) | \$53,125 | \$53,125 | \$44,890 | \$0 | 84.50% |
| SPECTRUM FIRE PROTECTION (Fire Hydrant Flow Test) | \$1,000 | \$1,000 | \$1,000 | \$0 | 100.00% |
| | \$125,597 | \$123,870 | \$106,158 | \$0 | 84.52% |
| 4.12 Utility Connection Fees (Local Permits) | | | | | |
| UNCOMMITTED | \$27,398 | \$0 | \$0 | \$0 | |
| SOUTHERN CALIFORNIA EDISON | \$400 | \$400 | \$400 | \$0 | 100.00% |



Measure S Bond Program
Financial Report for March 2022
Budget vs Actuals by School and Budget Category with Vendor Detail

QSS Data thru 3/31/2022

| | Budget | Contracted to Date | Expended to Date | Quarterly Expense Jan '22 - Mar '22 | % Expended |
|--|---------------------|-----------------------|---------------------|--|----------------|
| STATE WATER RESOURCES CONTROL BOARD (SWRCB) | \$3,107 | \$3,107 | \$3,107 | \$1,408 | 100.00% |
| | \$30,905 | \$3,507 | \$3,507 | \$1,408 | 11.35% |
| 4.13 FF&E (Laboratory Tables and Chairs, other) | | | | | |
| UNCOMMITTED | \$62,745 | \$0 | \$0 | \$0 | |
| AMS.NET | \$3,754 | \$3,754 | \$3,754 | \$3,754 | 100.00% |
| CDW GOVERNMENT INC | \$60,309 | \$60,309 | \$26,181 | \$0 | 43.41% |
| CULVER-NEWLIN INC | \$12,359 | \$12,359 | \$12,359 | \$0 | 100.00% |
| FLINN SCIENTIFIC INC | \$4,162 | \$4,162 | \$4,162 | \$0 | 100.00% |
| INTER-PACIFIC INC | \$7,325 | \$7,325 | \$7,325 | \$0 | 100.00% |
| PERFORMANCE HEALTH SUPPLY (DBA MEDCO) | \$2,065 | \$2,065 | \$2,065 | \$2,065 | 100.00% |
| SIERRA SCHOOL EQUIPMENT COMPANY | \$502,500 | \$502,500 | \$502,500 | \$259,444 | 100.00% |
| TURTLE STORAGE dba AMERICAN BICYCLE CO | \$6,871 | \$6,871 | \$6,871 | \$0 | 100.00% |
| VWR INTERNATIONAL LLC | \$47,922 | \$52,714 | \$47,922 | \$0 | 100.00% |
| | \$710,011 | \$652,058 | \$613,138 | \$265,262 | 86.36% |
| 5. Contingency | | | | | |
| 5.01 Construction Contingency | | | | | |
| UNCOMMITTED | \$848,945 | \$0 | \$0 | \$0 | |
| | \$848,945 | \$0 | \$0 | \$0 | 0.00% |
| 5.02 Project Contingency | | | | | |
| UNCOMMITTED | \$7,124,287 | \$0 | \$0 | \$0 | |
| | \$7,124,287 | \$0 | \$0 | \$0 | 0.00% |
| Total 394-9520 Villa Park HS Science Center (DSA 04-117022) | \$38,092,622 | \$29,763,851 | \$28,500,444 | \$3,005,639 | 74.82% |
| 394-9520 Villa Park HS Interim Housing (DSA 04-116788) | | | | | |
| 1. Design Cost | | | | | |
| 1.01 Architect | | | | | |
| UNCOMMITTED | \$0 | \$0 | \$0 | \$0 | |
| LPA INC | \$70,000 | \$70,000 | \$70,000 | \$0 | 100.00% |
| | \$70,000 | \$70,000 | \$70,000 | \$0 | 100.00% |
| 2. Construction Cost | | | | | |
| 2.01 Construction | | | | | |
| UNCOMMITTED | \$0 | \$0 | \$0 | \$0 | |
| ANGELES CONTRACTOR, INC | \$1,074,556 | \$1,074,556 | \$1,074,556 | \$0 | 100.00% |
| | \$1,074,556 | \$1,074,556 | \$1,074,556 | \$0 | 100.00% |
| 2.02 OFCI and Other Construction | | | | | |
| UNCOMMITTED | \$0 | \$0 | \$0 | \$0 | |
| ACCO ENGINEERED SYSTEMS INC | \$36,527 | \$36,527 | \$36,527 | \$0 | 100.00% |
| | \$36,527 | \$36,527 | \$36,527 | \$0 | 100.00% |



Measure S Bond Program
Financial Report for March 2022
Budget vs Actuals by School and Budget Category with Vendor Detail

QSS Data thru 3/31/2022

| | Budget | Contracted to Date | Expended to Date | Quarterly Expense Jan '22 - Mar '22 | % Expended |
|---|--------------------|-----------------------|---------------------|--|----------------|
| 4. Construction Support Costs | | | | | |
| 4.01 Rental | | | | | |
| UNCOMMITTED | \$0 | \$0 | \$0 | \$0 | |
| ELITE MODULAR LEASING & SALES INC | \$690,571 | \$690,571 | \$622,971 | \$123,244 | 90.21% |
| | \$690,571 | \$690,571 | \$622,971 | \$123,244 | 90.21% |
| 4.05 DSA Review Fees | | | | | |
| UNCOMMITTED | \$0 | \$0 | \$0 | \$0 | |
| DIVISION OF STATE ARCHITECT | \$24,163 | \$24,163 | \$24,163 | \$0 | 100.00% |
| | \$24,163 | \$24,163 | \$24,163 | \$0 | 100.00% |
| 4.07 DSA Inspection (IOR) | | | | | |
| UNCOMMITTED | \$0 | \$0 | \$0 | \$0 | |
| BPI INSPECTION SERVICE | \$43,265 | \$43,265 | \$43,265 | \$0 | 100.00% |
| | \$43,265 | \$43,265 | \$43,265 | \$0 | 100.00% |
| 4.08 DSA Construction Phase Testing (LOR) | | | | | |
| UNCOMMITTED | \$0 | \$0 | \$0 | \$0 | |
| NINYO & MOORE | \$41,908 | \$41,908 | \$41,908 | \$0 | 100.00% |
| | \$41,908 | \$41,908 | \$41,908 | \$0 | 100.00% |
| 4.09 Relocation | | | | | |
| UNCOMMITTED | \$0 | \$0 | \$0 | \$0 | |
| Beltmann Group, Inc. | \$4,640 | \$4,640 | \$4,640 | \$0 | 100.00% |
| | \$4,640 | \$4,640 | \$4,640 | \$0 | 100.00% |
| Total 394-9520 Villa Park HS Interim Housing (DSA 04-116788) | \$1,985,629 | \$1,985,629 | \$1,918,029 | \$123,244 | 96.60% |
| 394-9520 Villa Park HS Parking and Drop Off (DSA 04-118521) | | | | | |
| 1. Design Cost | | | | | |
| 1.01 Architect | | | | | |
| UNCOMMITTED | \$0 | \$0 | \$0 | \$0 | |
| LPA INC | \$107,305 | \$107,305 | \$59,506 | \$0 | 55.45% |
| | \$107,305 | \$107,305 | \$59,506 | \$0 | 55.45% |
| 2. Construction Cost | | | | | |
| 2.01 Construction | | | | | |
| UNCOMMITTED | \$0 | \$0 | \$0 | \$0 | |
| ANGELES CONTRACTOR, INC | \$2,750,000 | \$2,750,000 | \$2,594,435 | \$0 | 94.34% |
| | \$2,750,000 | \$2,750,000 | \$2,594,435 | \$0 | 94.34% |
| 2.02 OFCI and Other Construction | | | | | |
| UNCOMMITTED | \$0 | \$0 | \$0 | \$0 | |
| WW GRAINGER INC | \$1,536 | \$1,536 | \$1,536 | \$0 | 100.00% |
| | \$1,536 | \$1,536 | \$1,536 | \$0 | 100.00% |
| 4. Construction Support Costs | | | | | |



Measure S Bond Program
Financial Report for March 2022
Budget vs Actuals by School and Budget Category with Vendor Detail

QSS Data thru 3/31/2022

| | Budget | Contracted to Date | Expended to Date | Quarterly Expense Jan '22 - Mar '22 | % Expended |
|--|--------------------|-----------------------|---------------------|--|----------------|
| 4.05 DSA Review Fees | | | | | |
| UNCOMMITTED | \$2,886 | \$0 | \$0 | \$0 | |
| DIVISION OF STATE ARCHITECT | \$38,262 | \$38,262 | \$38,262 | \$500 | 100.00% |
| | \$41,147 | \$38,262 | \$38,262 | \$500 | 92.99% |
| 4.06 Postage, Printing & Advertising | | | | | |
| UNCOMMITTED | \$0 | \$0 | \$0 | \$0 | |
| AMERICAN REPROGRAPHICS CO LLC | \$476 | \$476 | \$476 | \$0 | 100.00% |
| | \$476 | \$476 | \$476 | \$0 | 100.00% |
| 4.07 DSA Inspection (IOR) | | | | | |
| UNCOMMITTED | \$0 | \$0 | \$0 | \$0 | |
| BPI INSPECTION SERVICE | \$44,880 | \$44,880 | \$40,264 | \$0 | 89.71% |
| | \$44,880 | \$44,880 | \$40,264 | \$0 | 89.71% |
| 4.08 DSA Construction Phase Testing (LOR) | | | | | |
| UNCOMMITTED | \$0 | \$0 | \$0 | \$0 | |
| NINYO & MOORE | \$83,024 | \$83,024 | \$75,273 | \$0 | 90.66% |
| | \$83,024 | \$83,024 | \$75,273 | \$0 | 90.66% |
| Total 394-9520 Villa Park HS Parking and Drop Off (DSA 04-118521) | \$3,028,369 | \$3,025,483 | \$2,809,752 | \$500 | 92.78% |
| 394-9520 Villa Park HS Phase II (DSA 04-119694) | | | | | |
| 1. Design Cost | | | | | |
| 1.01 Architect | | | | | |
| UNCOMMITTED | \$0 | \$0 | \$0 | \$0 | |
| LPA INC | \$1,877,000 | \$1,877,000 | \$1,233,965 | \$0 | 65.74% |
| | \$1,877,000 | \$1,877,000 | \$1,233,965 | \$0 | 65.74% |
| 3. Program and Construction Management | | | | | |
| 3.01 Program Management Fees | | | | | |
| UNCOMMITTED | \$188,752 | \$0 | \$0 | \$0 | |
| CUMMING CONSTRUCTION MGMT INC | \$201,241 | \$201,241 | \$95,027 | \$16,735 | 47.22% |
| | \$389,993 | \$201,241 | \$95,027 | \$16,735 | 24.37% |
| 3.02 Construction Management Fees | | | | | |
| UNCOMMITTED | \$0 | \$0 | \$0 | \$0 | |
| CORDOBA CORPORATION | \$506,441 | \$506,441 | \$105,774 | \$20,884 | 20.89% |
| | \$506,441 | \$506,441 | \$105,774 | \$20,884 | 20.89% |
| 4. Construction Support Costs | | | | | |
| 4.02 Title, Environmental, Stormwater Management | | | | | |
| UNCOMMITTED | \$0 | \$0 | \$0 | \$0 | |
| ENVIRONMENTAL AUDIT INC | \$36,880 | \$36,880 | \$4,119 | \$4,119 | 11.17% |
| | \$36,880 | \$36,880 | \$4,119 | \$4,119 | 11.17% |
| 4.03 Commissioning | | | | | |



Measure S Bond Program
Financial Report for March 2022
Budget vs Actuals by School and Budget Category with Vendor Detail

QSS Data thru 3/31/2022

| | Budget | Contracted to Date | Expended to Date | Quarterly Expense Jan '22 - Mar '22 | % Expended |
|---|--------------------|-----------------------|---------------------|--|----------------|
| UNCOMMITTED | \$0 | \$0 | \$0 | \$0 | |
| P2S ENGINEERING INC | \$8,429 | \$8,429 | \$3,850 | \$1,540 | 45.68% |
| | \$8,429 | \$8,429 | \$3,850 | \$1,540 | 45.68% |
| 4.05 DSA Review Fees | | | | | |
| UNCOMMITTED | \$0 | \$0 | \$0 | \$0 | |
| DIVISION OF STATE ARCHITECT | \$188,750 | \$188,750 | \$188,750 | \$0 | 100.00% |
| | \$188,750 | \$188,750 | \$188,750 | \$0 | 100.00% |
| 4.06 Postage, Printing & Advertising | | | | | |
| UNCOMMITTED | \$0 | \$0 | \$0 | \$0 | |
| AMERICAN REPROGRAPHICS CO LLC | \$8,000 | \$8,000 | \$0 | \$0 | 0.00% |
| | \$8,000 | \$8,000 | \$0 | \$0 | 0.00% |
| 4.11 Preliminary Testing (Hazmat, Topo, Geo, etc) | | | | | |
| UNCOMMITTED | \$1,657 | \$0 | \$0 | \$0 | |
| ENVIRONMENTAL NETWORK CORPORATION | \$10,860 | \$10,860 | \$4,640 | \$0 | 42.73% |
| NINYO & MOORE | \$58,576 | \$58,576 | \$53,223 | \$0 | 90.86% |
| PSOMAS | \$26,550 | \$26,550 | \$26,550 | \$0 | 100.00% |
| | \$97,643 | \$95,986 | \$84,413 | \$0 | 86.45% |
| Total 394-9520 Villa Park HS Phase II (DSA 04-119694) | \$3,113,136 | \$2,922,727 | \$1,715,897 | \$43,278 | 55.12% |
| 394-TBD Villa Park HS Science Center Unallocated Funds F22 | | | | | |
| 5. Unallocated Bond Funds | | | | | |
| 5.04 Unallocated Bond Funds | | | | | |
| UNCOMMITTED | \$1,192,646 | \$0 | \$0 | \$0 | |
| | \$1,192,646 | \$0 | \$0 | \$0 | 0.00% |
| Total 394-TBD Villa Park HS Science Center Unallocated Funds F22 | \$1,192,646 | \$0 | \$0 | \$0 | 0.00% |
| 394-9520 Villa Park Unallocated Funds F21 | | | | | |
| 4. Construction Support Costs | | | | | |
| 4.15 Miscellaneous Fees | | | | | |
| UNCOMMITTED | \$0 | \$0 | \$0 | \$0 | |
| OUSD COST OF INTEREST DISTRIBUTION | \$48,488 | \$48,488 | \$48,488 | \$0 | 100.00% |
| | \$48,488 | \$48,488 | \$48,488 | \$0 | 100.00% |
| 5. Program Reserve | | | | | |
| 5.03 Interest Earned - Reserve | | | | | |
| UNCOMMITTED | \$690,921 | \$0 | \$0 | \$0 | |
| | \$690,921 | \$0 | \$0 | \$0 | 0.00% |
| Total 394-9520 Villa Park Unallocated Funds F21 | \$739,409 | \$48,488 | \$48,488 | \$0 | 6.56% |



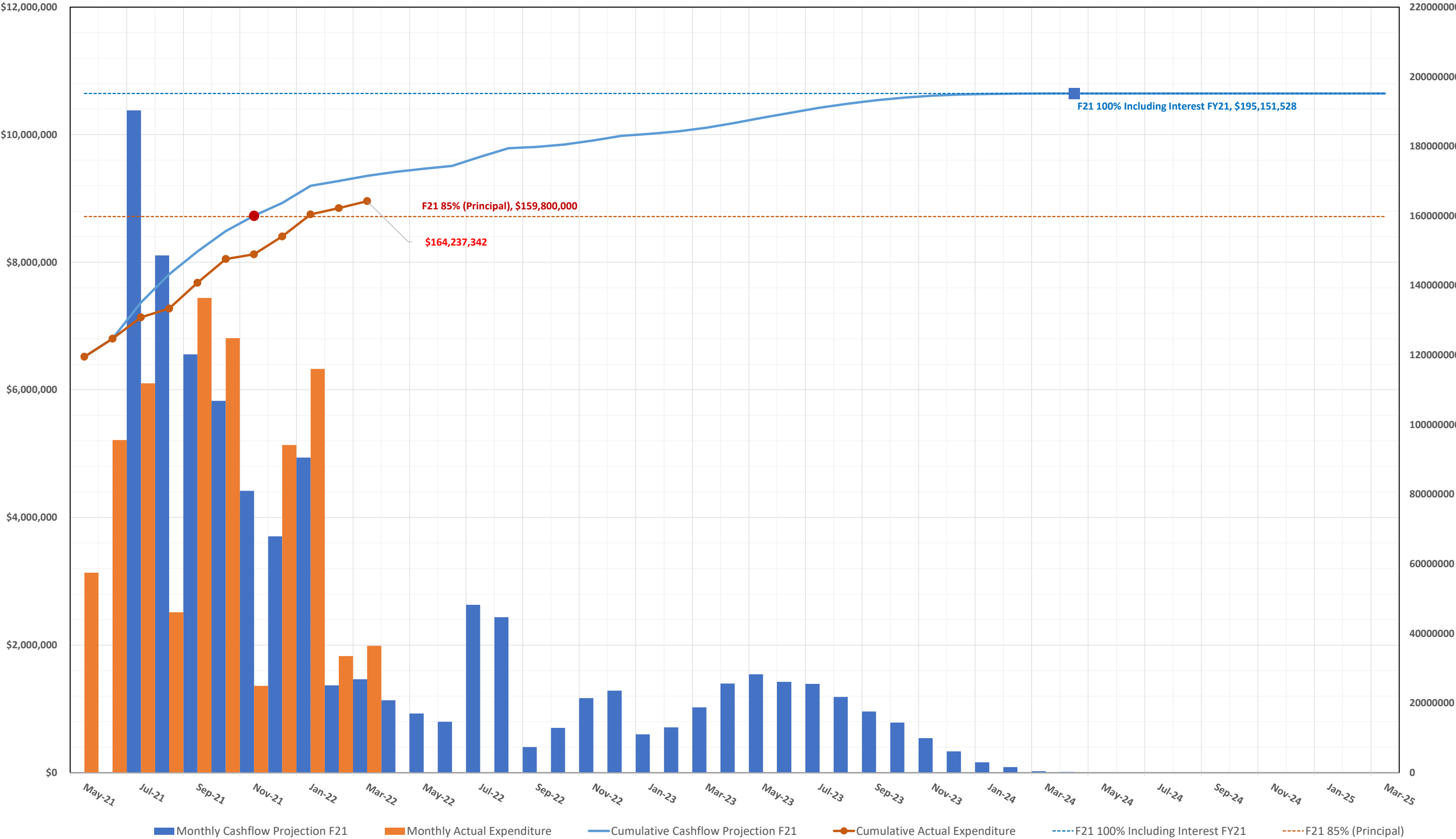
Measure S Bond Program
Financial Report for March 2022
Budget vs Actuals by School and Budget Category with Vendor Detail

QSS Data thru 3/31/2022

| | Budget | Contracted to Date | Expended to Date | Quarterly Expense Jan '22 - Mar '22 | % Expended |
|---|---------------------|-----------------------|---------------------|--|---------------|
| 394-TBD Villa Park Unallocated Funds F22 | | | | | |
| 5. Unallocated Bond Funds | | | | | |
| 5.04 Unallocated Bond Funds | | | | | |
| UNCOMMITTED | \$25,538,287 | \$0 | \$0 | \$0 | |
| | \$25,538,287 | \$0 | \$0 | \$0 | 0.00% |
| Total 394-TBD Villa Park Unallocated Funds F22 | \$25,538,287 | \$0 | \$0 | \$0 | 0.00% |
| Villa Park High School | \$73,753,048 | \$37,809,129 | \$35,055,560 | \$3,172,661 | 47.53% |

3.2 Cash Flow Projections

MEASURE S BOND PROGRAM - Series A 2018 CASH FLOW PROJECTION (Phase I and II)
Actual Costs thru March 31, 2022, NOT INCLUDING ACCRUALS PENDING PAYMENT
Fund 21 Planned Costs Projected as of June 30, 2021

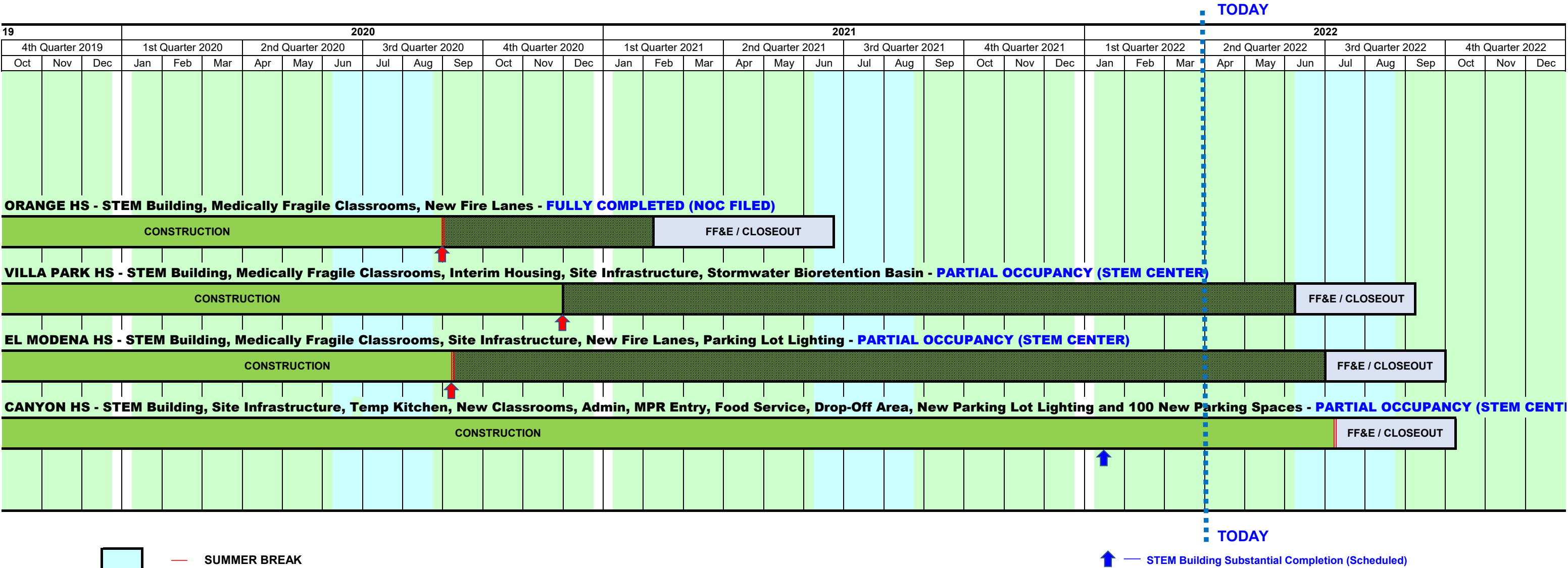


| 2016 | | | 2017 | | | | | | | | | | | | 2018 | | | | | | | | | 2019 | | | | | | | | | 20 | | | | | |
|------------------|-----|-----|---|-----|-----|------------------|-----|-----|------------------|-----|-----|-----------------------|-----|-----|-----------------------|-----|-----|-----------------------|-----|-----|------------------|-----|-----|------------------|-----|-----|--------------------------------|-----|-----|------------------|-----|-----|------------------|-----|-----|--|--|--|
| 4th Quarter 2016 | | | 1st Quarter 2017 | | | 2nd Quarter 2017 | | | 3rd Quarter 2017 | | | 4th Quarter 2017 | | | 1st Quarter 2018 | | | 2nd Quarter 2018 | | | 3rd Quarter 2018 | | | 4th Quarter 2018 | | | 1st Quarter 2019 | | | 2nd Quarter 2019 | | | 3rd Quarter 2019 | | | | | |
| Oct | Nov | Dec | Jan | Feb | Mar | Apr | May | Jun | Jul | Aug | Sep | Oct | Nov | Dec | Jan | Feb | Mar | Apr | May | Jun | Jul | Aug | Sep | Oct | Nov | Dec | Jan | Feb | Mar | Apr | May | Jun | Jul | Aug | Sep | | | |
| | | | <div>BOND SALE SERIES A - \$188M</div> | | | | | | | | | | | | | | | | | | | | | | | | | | | | | | | | | | | |
| | | | ORANGE HS - Site Infrastructure, Move Relocatable Buildings, Bus Drop-Off, Restroom Renovation & Satellite Kitchen - COMPLETED | | | | | | | | | | | | | | | | | | | | | | | | | | | | | | | | | | | |
| | | | PROGRAM PHASE | | | DESIGN PHASE | | | | | | DSA REVIEW & APPROVAL | | | | | | BID & AWARD | | | INFRASTRUCTURE | | | | | | SATELLITE KITCHEN CONSTRUCTION | | | | | | FF&E/CLOSEOUT | | | | | |
| | | | ORANGE HS - STEM Building, Medically Fragile Classrooms, New Fire Lanes - SUBSTANTIALLY COMPLETED (OCCUPIED) | | | | | | | | | | | | | | | | | | | | | | | | | | | | | | | | | | | |
| | | | PROGRAM PHASE | | | DESIGN PHASE | | | | | | | | | DSA REVIEW & APPROVAL | | | | | | BID & AWARD | | | | | | CONSTRUCTION | | | | | | | | | | | |
| | | | VILLA PARK HS - STEM Building, Medically Fragile Classrooms, Interim Housing, Site Infrastructure, Stormwater Bioretention Basin | | | | | | | | | | | | | | | | | | | | | | | | | | | | | | | | | | | |
| | | | PROGRAM PHASE | | | DESIGN PHASE | | | | | | | | | DSA REVIEW & APPROVAL | | | | | | BID & AWARD | | | | | | CONSTRUCTION | | | | | | | | | | | |
| | | | EL MODENA HS - STEM Building, Medically Fragile Classrooms, Site Infrastructure, New Fire Lanes, Parking Lot Lighting | | | | | | | | | | | | | | | | | | | | | | | | | | | | | | | | | | | |
| | | | PROGRAM PHASE | | | DESIGN PHASE | | | | | | | | | DSA REVIEW & APPROVAL | | | | | | BID & AWARD | | | | | | CONSTRUCTION | | | | | | | | | | | |
| | | | CANYON HS - STEM Building, Site Infrastructure, Temporary Kitchen, New Classrooms, Administration, MPR Entry, Food Service, Drop-Off Circulation, | | | | | | | | | | | | | | | | | | | | | | | | | | | | | | | | | | | |
| PROGRAM PHASE | | | DESIGN PHASE | | | | | | | | | | | | | | | DSA REVIEW & APPROVAL | | | | | | BID & AWARD | | | | | | | | | | | | | | |

Page 42



MEASURE S BOND PROGRAM - PHASE I: SCHEDULE SUMMARY





- Orange HS
- El Modena HS
- Villa Park HS

- Orange HS
- El Modena HS
- Villa Park HS
- Canyon HS



The timeline diagram illustrates the project schedule from July 2020 to February 2021. Key milestones include:

- July 2020:** SUMMER BREAK
- August 2020:** EXTENDED CONSTRUCTION START (for Phase II Bond Award)
- September 2020:** Phase II Design Document & Construction Estimate Board Approval (Completed)
- November 2020:** Orange HS - November 19, 2020 Board Meeting
- October 2020:** El Modena HS - October 15, 2020 Board Meeting
- August 2020:** Villa Park HS - August 13, 2020 Board Meeting
- February 2021:** Canyon HS - February 11, 2021 Board Meeting

Board of Education

Andrea Yamasaki, President

Kris Erickson, Vice-President

Ana Page, Clerk

John Ortega

Kathryn A. Moffat

Angie Schlueter-Rumsey

Rick Ledesma

Gunn Marie Hansen, Ph.D.

Superintendent

David A. Rivera

Assistant Superintendent/CBO

Business Services

Scott Harvey

Senior Executive Director

Administrative Services



Facilities & Planning Department

Measure S Bond Program

726 W. Collins Avenue

Orange, CA 92867

T: (714) 628-4500