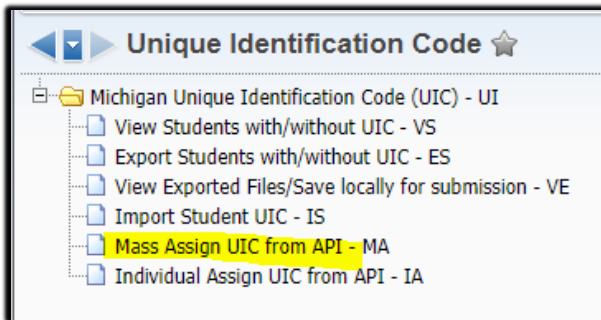


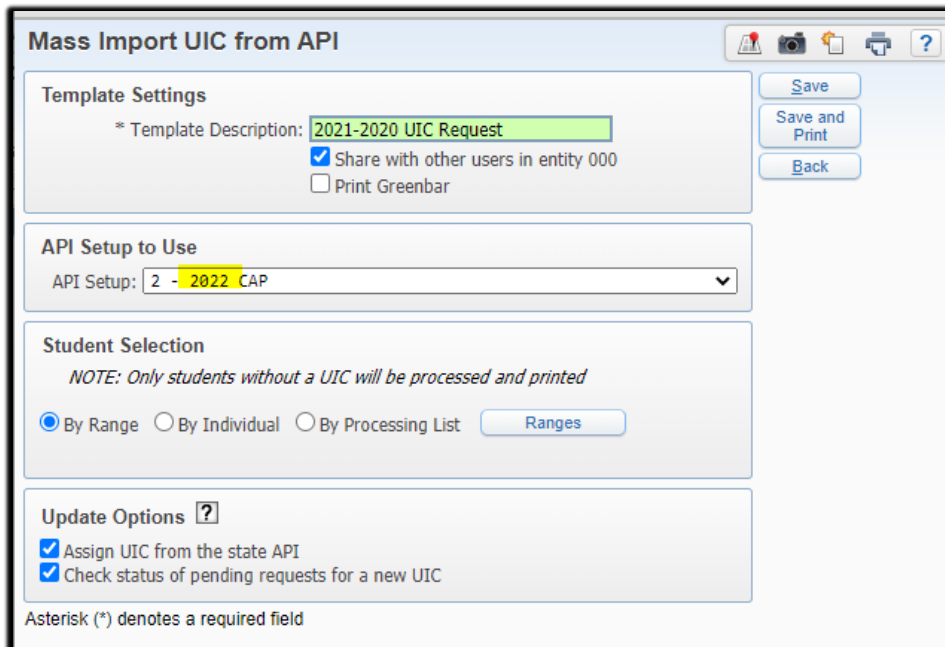
Generating UIC via the MI Data Hub API

Login to Skyward District entity 000

Go to Federal/State Reporting Tab, select Unique Identification Code



Select Mass Assign UIC from API

A screenshot of the 'Mass Import UIC from API' form. The form has several sections: 'Template Settings' with a required field for 'Template Description' containing '2021-2020 UIC Request', and checkboxes for 'Share with other users in entity 000' (checked) and 'Print Greenbar' (unchecked). 'API Setup to Use' has a dropdown menu showing '2 - 2022 CAP'. 'Student Selection' has radio buttons for 'By Range' (selected), 'By Individual', and 'By Processing List', with a 'Ranges' button. 'Update Options' has checkboxes for 'Assign UIC from the state API' (checked) and 'Check status of pending requests for a new UIC' (checked). A footer note states 'Asterisk (*) denotes a required field'.

Create a template if needed. The API Setup should be set to current year. In this example it is for the 2021-2022 school year so the correct API is 2022.

You can run the UIC Request by Range, individual student or processing list.

Click on Save and Print to run the job.

Generating UIC via the MI Data Hub API

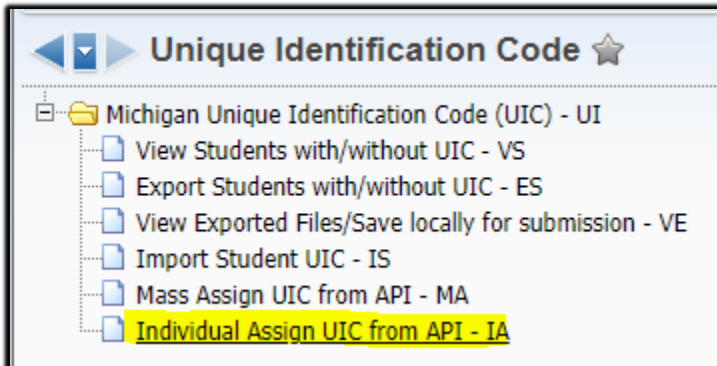
View the Report

If a match found your report looks like:

1ssrmi95.p 02-4 05.21.06.00.03		Capac Community Schools Mass Assign UIC from API for 2021-22 School Year		
Students with a Single Match Found or Created and UIC Assigned				
Last Name	First Name	Name Key	Entity	UIC Assigned
[REDACTED]	[REDACTED]	[REDACTED]000	111	5127080063

If a possible match is found your report looks like this:

1ssrmi95.p 02-4 05.21.06.00.03		Capac Community Schools Mass Assign UIC from API for 2021-22 School Year		
Students With Possible Matches in the API (Please Review in Individual Assign UIC from API)				
Last Name	First Name	Name Key	Entity	
[REDACTED] Jr	[REDACTED]	[REDACTED]	111	



You will need to go back to UIC menu and select Individual Assign UIC from API

Individual Assign UIC from API

Search Options

API Setup: 2 - 2022 CAP

Mode: Student Search Manual Search

Student: [REDACTED]

Unique ID: [REDACTED]

First Name: [REDACTED]

Middle Name: [REDACTED]

Last Name: [REDACTED]

Suffix: [REDACTED]

Gender: [REDACTED]

Birth Date: [REDACTED]

[Back](#)

[Search API](#)

Search for student, review data and either accept the UIC or request a new UIC