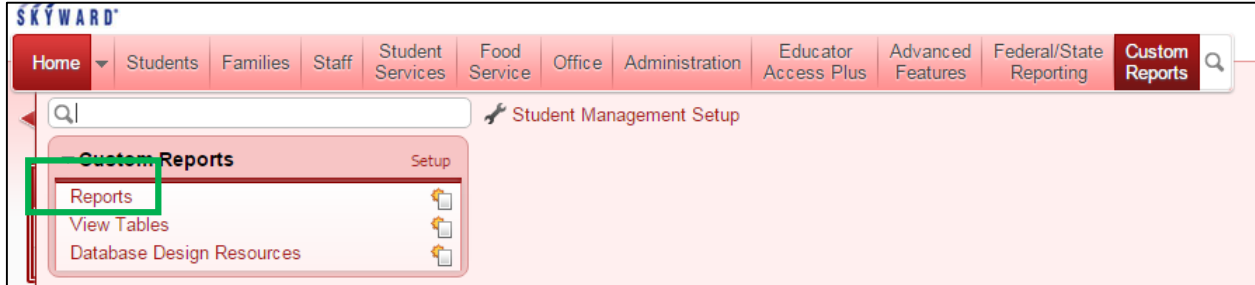
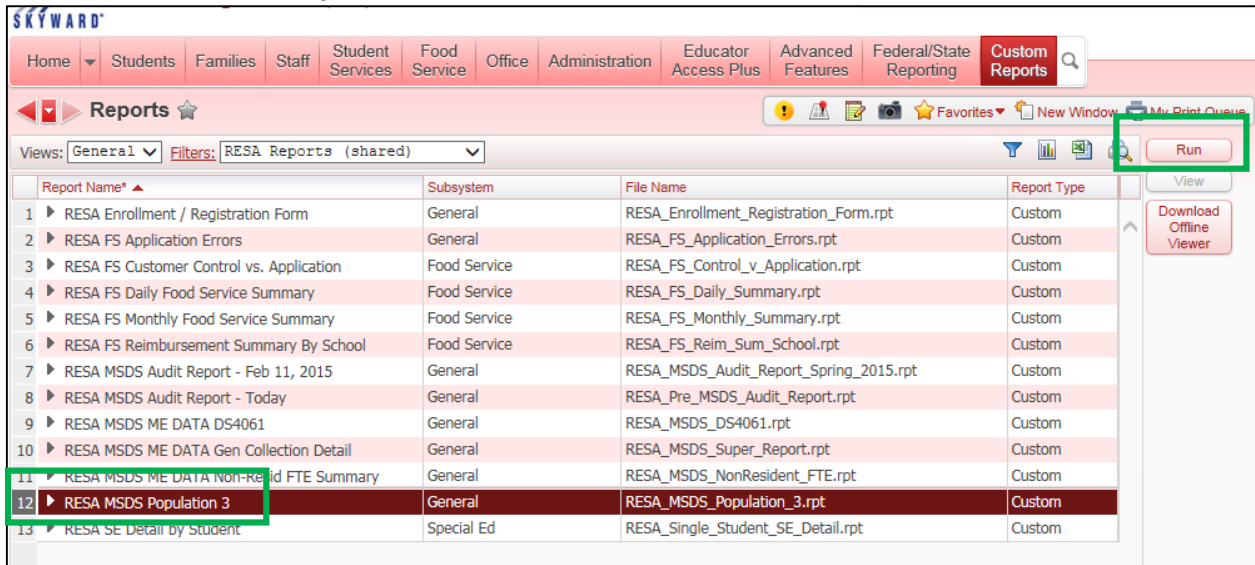


# RESA Population 3 Custom Report

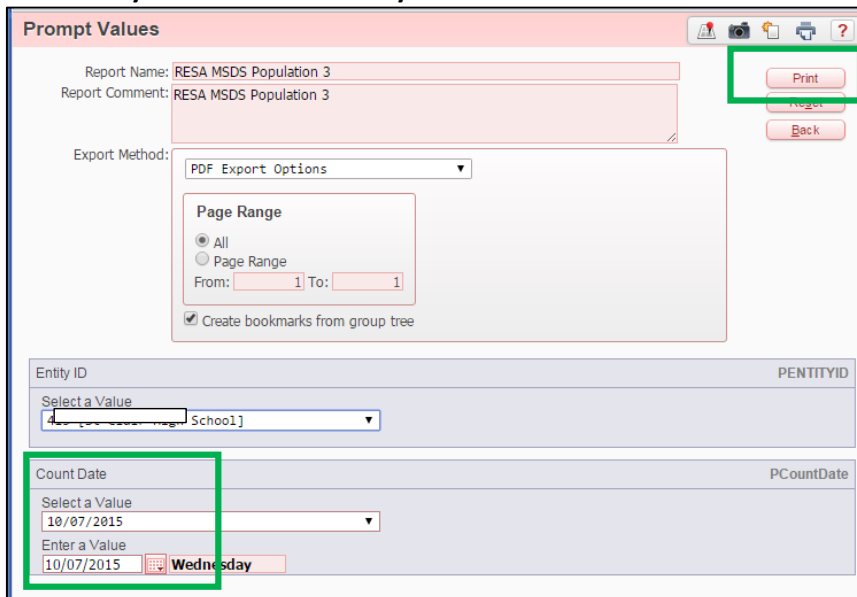
## 1. Custom Reports – Reports



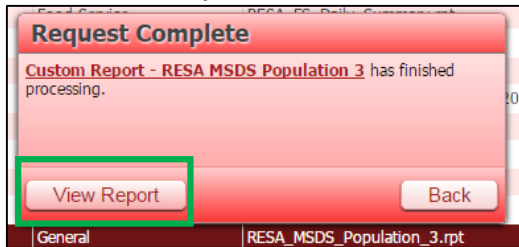
## 2. Click on RESA MSDS Population 3 – Click on Run



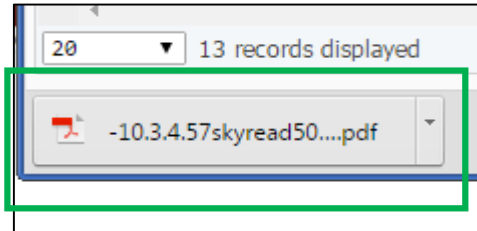
## 3. Ensure your current count day is indicated and click Print



4. Click View Report



5. The report will download to the bottom left of your screen – click to open



Print your report

East China School District TRAINING		Population 3 - Students	
4		10/7/2015	
<b>Student Type: PT Part-time</b>			
Ja	11		
Ja	12		
E	11		
3 Student Type: PT Part-time			
<b>Student Residency: ?? Unset</b>			
Ja	9	74050	
W	9	74050	
D	9	74050	
3 Student Residency: ?? Unset			
<b>Student Residency: 01 Non-K-12 district</b>			
J	11	74050	
1 Student Residency: 01 Non-K-12 district			
<b>Student Residency: 02 Section 105 school of choice (</b>			
A	11	74100	
T	11	74100	
D	11	74050	
L	9	74010	
E	9	74010	
V	12	74010	
N	9	74010	
T	11	74120	
D	12	74010	
J	10	74100	
A	10	74010	
C	12	74010	
N	10	74100	
V	11	74100	
A	11	74010	
A	9	74040	
E	11	74040	
F	10	74010	
H	10	74010	
C	9	74010	
A	11	74100	
N	12	74100	
	12	74100	
<b>Student Residency: 03 Section 105c school of choice</b>			
M	9	50180	
A	12	50180	
J	9	50180	
E	11	50180	
J	12	50180	
T	10	50040	
<b>Student Residency: 06 All other non-resident student</b>			
E	12	74100	
A	12	74100	
C	9	74100	
E	12	74100	
N	9	74100	
J	12	74010	
E	10	74100	
H	9	74010	
<b>Homebound Services</b>			
J	12		
S	11		
E	11		
<b>3 Homebound Services</b>			
<b>Post Secondary Option</b>			
K	12		
S	11		
K	12		
D	12		
A	12		
E	12		
N	12		
E	12		
N	12		
K	12		
F	12		
S	12		
G	12		
S	12		