

2021 College-Aged Alumni Survey



Every four years, The Summit surveys its most recent graduates to learn how our program prepared them for college life. We use a survey tool available from the National Association of Independent Schools and compare our graduates' responses to a benchmark of their independent school peers.

Responses from Classes of 2018, 2019, 2020 & 2021



93%

The Summit prepared me "Very Well" or "Well" for college. Benchmark: 88%.



92%

Yes, I would recommend The Summit to others.



90%

My collaboration skills are "Well Above" or "Above" average compared to my college peers. Benchmark: 83%.



88%

My overall academic ability is "Well Above" or "Above" average compared to my college peers. Benchmark: 75%.

SUPERIOR SKILLS

I am "Very well" or "Well" prepared when comparing myself to my college peers.



Reading and comprehension 93% Benchmark: 90%



History 88% Benchmark: 84%



Science 86% Benchmark: 78%



Writing 84% Benchmark: 74%



Math 78% Benchmark: 71%



Interpreting math/science concepts 78% Benchmark: 72%



Conducting research 76% Benchmark: 73%

My abilities are "Well Above" or "Above" average when comparing myself to my college peers.



Writing 92% Benchmark: 86%



Analysis 85% Benchmark: 79%



Study and organization 83% Benchmark: 74%



Leadership 79% Benchmark: 74%



Self-confidence 73% Benchmark: 64%



Public speaking 72% Benchmark: 67%

SUMMIT ADVANTAGES

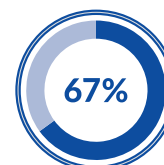
What were the most valuable aspects of your Summit experience?

- ✓ interaction with **teachers**
- ✓ core **academic** courses
- ✓ individualized **attention**
- ✓ **small** class sizes
- ✓ participation in **athletics**
- ✓ **peers** and classmates
- ✓ **AP** courses
- ✓ school **culture**
- ✓ community **service** activities
- ✓ participation in **clubs**

I'm attending my first-choice college.

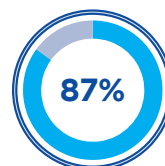


Summit

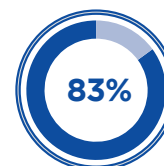


Benchmark

My college choice is the right match for me.



Summit



Benchmark