

**GROTON BOARD OF EDUCATION
REGULAR MEETING MINUTES
MARCH 28, 2022 @ 6:00 P.M.
CENTRAL OFFICE, ROOM 11**

MEMBERS PRESENT: Chairperson Kim Shepardson Watson, Andrea Ackerman (remotely), Dean Antipas, Vice Chairperson Katrina Fitzgerald, Elizabeth Porter, Matthew Shulman, Beverly Washington (remotely), Jay Weitlauf (remotely)

MEMBERS ABSENT: Rita Volkmann

ALSO PRESENT: Susan Austin, Philip Piazza, Sam Kilpatrick, Ken Knight, Thomas Lonsdale, Senator Heather Somers, Representative Christine Conley

I. CALL TO ORDER – Chairperson Shepardson Watson called the meeting to order at 6:00 p.m.

A. Pledge of Allegiance

The first order of business was the Pledge of Allegiance to the flag led by Senator Heather Somers.

II. RECOGNITION AND PARTICIPATION OF VISITORS AND DELEGATIONS

A. History Day Winners – Mrs. Porter, Norwich Regional Coordinator of History Day, acknowledged Gracie Noland and Samantha Morin, Middle School students, who won 2nd and 3rd place respectively and who can now go on to the State Competition.

B. Alliance District Update – Ms. Austin noted that she was able to give her testimony on the bill. Senator Somers gave an overview of the state of the Alliance District and cautioned the Board not to be concerned if the bill does not pass. Senator Somers noted that there are no guarantees; however, Groton will not lose funding. Representative Conley addressed the status of the lunch program and recommended that all families fill out SNAP paperwork.

C. Board Member Appreciation Month – Ms. Austin noted that Board members would be receiving a Certificate of Appreciation for their service. Ms. Austin noted that she gave a call out to Art teachers for student art for Board member appreciation month. Mrs. Kohary's 5th Grade TRMS Artists learned about how tints, tones, and shades can be used in art to create Value; areas of light and dark. They used tempera paint and created a monochromatic painting, using their own mixture of tints, tones and shades. Birch trees were made and added to complete the lesson. Your watercolor birch tree painting was an extension activity around the aims of this lesson. The task was intended to provide more forms of practice with previous learning. The students donated their pictures to the Board of Education meetings to thank them for all they do. Each Board member received a framed picture produced by students.

III. COMMENTS FROM CITIZENS

1. Mr. Mike Whitney, 112 Deerfield Drive, read a statement (**ATTACHMENT #1**) he forwarded to Chairperson Watson regarding the Honors String class not being offered and asked for clarification. Ms. Austin noted that FHS students will have the option for Honors String Orchestra at Fitch next year.
2. Mrs. Christina Post, 76 Daniel Brown Drive, read a statement on behalf of Andrea Shabazian, Music Teacher at FHS, regarding the proposed field trip to Hawaii. (**ATTACHMENT #2**)

IV. RESPONSE TO COMMENTS FROM CITIZENS

- Ms. Austin stated in response to Mr. Whitney's concern that per Erin McGuire there will be a Honors String Orchestra.

V. STUDENT REPRESENTATIVE REPORT

NONE

VI. SUPERINTENDENT AND ADMINISTRATION REPORTS

A. Superintendent Report

- FHS and Grasso Partnerships – Ms. Austin noted that Groton has been partnering with Grasso Tech in Band and Marine Science with respect to shared clubs and fields. Ms. Austin noted that on her tour of Grasso Tech last year she was amazed with the manufacturing, career pipeline, culinary arts, and automotive programs. Ms. Austin said that next year FHS students can participate at Grasso Tech in the Digital Media and Broadcasting course to be held after school. Ms. Austin noted that we are also partnering with LEARN Marine Science offering clubs and sports.

B. Assistant Superintendent Report

- Data Presentations: World Language and Discipline Data Disaggregated (**ATTACHMENT #3**) – Dr. Piazza gave an overview of the World Language Survey results and the answer to questions from Board members. Mr. Lonsdale gave an overview of the report of Discipline Data Disaggregated.

C. Business Manager Report

- Object Code Summary FY 22 (**ATTACHMENT #4**) – Mr. Knight gave an overview of the Object Code Summary dated March 23, 2022 that shows an unexpended balance of \$131,546.
- Health Insurance Report (**ATTACHMENT #5**) - Mr. Knight gave an overview of the Health Insurance Report for the month of January.
- Tree House Fees (**ATTACHMENT #6**) – Mr. Knight gave an overview of the Tree House fees and stated that Tree House is presently operating at a loss. Mr. Knight noted that Tree House will be out of funds by the beginning of the next school year. Mr. Knight stated that the proposed increase is \$10.00 per week to build up the reserve.

VI. SUPERINTENDENT AND ADMINISTRATION REPORTS - cont.

D. Director of Buildings and Grounds

- Update re: Facilities – Mr. Kilpatrick noted that he went on a walk about of S. B. Butler School and Claude Chester School on Friday with Greg Hanover, Director of Public Works, and Public Works Supervisor Bob Charette. Mr. Kilpatrick noted that he is also preparing Mary Morrisson School for Robotics and Tree House.
- Update re: Transportation – Mr. Kilpatrick stated that STA has installed the new cameras and that they are more focused then the old ones. Mr. Kilpatrick stated that another driver will be taking his test tomorrow.
- CIP Review (**ATTACHMENT #7**) – Mr. Kilpatrick reviewed the proposed proposed CIP projects.

Mrs. Porter left at 7:37 a.m.

VII. COMMITTEE REPORTS

- A. Policy – Dr. Ackerman noted that the Policy Committee met and discussed the policy that is on the agenda for a second reading. The Policy Committee set their future meeting time for the second Tuesday of the month at 6:00 p.m. via Zoom.
- B. Curriculum – Mrs. Fitzgerald noted that the Curriculum Committee met and discussed Latin. Also, the curriculum timeline was reviewed, and teachers have applied to write curriculum.
- C. Finance/Facilities – Mr. Weitlauf noted that the Finance/Facilities Committee met and discussed Tree House rates and the Solar Panel Purchase Agreement.
- D. Communications – Mrs. Fitzgerald noted that the Communications Committee had their first meeting on March 17, 2022 and set their meeting time as 5:00 p.m. before the Regular meeting. The Communications Committee reviewed what has been done previously and drafted a statement of purpose. The Communications Committee met tonight and refined their draft statement of purpose and it will need to be referred it to the Policy Committee and then it will be voted on in May.
- E. Negotiations – There was no report.
- F. LEARN – There was no report.
- G. TCC/RTM/BoE Liaison – There was no report.
- H. AGSA/GEA/BoE Liaison – There was no report.
- I. Groton Scholarship – There was no report.
- J. Athletic Fields – Mr. Weitlauf noted that the Athletic Fields Committee went before the Town Council last week and asked for quick action on the disposition of the Claude Chester property so that they can determine how that will fit into their master plan for the whole Town.

VII. COMMITTEE REPORTS – cont.

- K. State Council on Education Opportunities for Military Children – Dr. Ackerman reported that the State Council on Educational Opportunities for Military Children met on 24 March 2022. Dr. Ackerman referenced a letter from Secretary of Education Dr. Miguel Cordona in which he acknowledged the power and importance of the Military Compact throughout the United States, particularly in removing barriers for military students. He addressed the maintaining of academic settings for students transferring to new districts, including Magnet School enrollment, sports team eligibility, inclusion in extra-curricular activities, and special education placement. He also emphasized the critical nature of training staff in recognizing and responding to the needs of military students. Dr. Ackerman stated that nationwide Purple Up Day to recognize military children is scheduled for 15 April 2022 but noted that Groton schools will celebrate the day individually to fit the calendar and to make certain that all of our Military Children are appreciated.

VIII. ACTION ITEMS

A. Consent Agenda

MOTION: Antipas, Ackerman: To approve the Consent Agenda.
PASSED - UNANIMOUSLY

B. Old Business

1. Discussion and possible action regarding a second reading of policy P 5141.25 Students with Special Health Care Needs (**ATTACHMENT #8**)

This item was tabled to the Board of Education’s regular meeting in April.

C. New Business

1. Discussion and possible action regarding a previously approved field trip to Spain and Portugal originally scheduled for June 25, 2021 through June 6, 2021. Due to COVID pandemic, it has now been reschedule for June 30, 2022 through July 11, 2022 (**ATTACHMENT #9**)

MOTION: Shulman, Antipas: To approve a field trip request to Spain and Portugal scheduled for June 30, 3033 through July 11, 2022.
PASSED - UNANIMOUSLY

C. New Business – cont.

2. Discussion and possible action regarding a field trip to London, Paris, and Rome schedule for July 10, 2023 through July 21, 2023 (ATTACHMENT #10)

MOTION: Shulman, Antipas: To approve a field trip request to London, Paris, and Rome scheduled for July 10, 2023 through July 21, 2023.
PASSED – UNANIMOUSLY

3. Discussion and possible action regarding a field trip to Honolulu, Hawaii scheduled on March 22, 2023 through March 27, 2023 (ATTACHMENT #11)

MOTION: Shulman, Fitzgerald: To approve a field trip request to Honolulu, Hawaii for March 22, 2023 through March 27, 2023.
YES – Shepardson-Watson, Fitzgerald, Antipas, Shulman, Washington, Weitlauf
ABSTAINED – Ackerman
PASSED

4. Discussion and possible action regarding the implementation of the Healthy Food Option.

MOTION: Antipas, Shulman: To certify, pursuant to C.G.S. Section 10-215f, that all food items offered for sale to students in the schools under the Groton Board of Education's jurisdiction, and not exempted from the Connecticut Nutrition Standards published by the Connecticut State Department of Education, will comply with the Connecticut Nutrition Standards during the period of July 1, 2022 through June 30, 2023. This certification shall include all food offered for sale to students separately from reimbursable meals at all times and from all sources, including but not limited to, school stores, vending machines, school cafeterias, culinary programs, and any fundraising activities on school premises sponsored by the school or by non-school organizations and groups.
PASSED – UNANIMOUSLY

C. New Business – cont.

5. Discussion and possible action regarding food and beverage exemptions.

MOTION: Fitzgerald, Antipas: To allow the sale to students of food items that do not meet the Connecticut Nutrition Standards and beverages not listed in Section 10-221q of the Connecticut General Statutes provided that the following conditions are met:

- 1) The sale is in connection with an event occurring after the end of the regular school day or on the weekend;
- 2) The sale is at the location of the event; and
- 3) The food and beverage items are sold from a vending machine or school store. An “event” is in occurrence that involves more than just a regularly scheduled practice, meeting, or extracurricular activity. For example, soccer games, school plays, and interscholastic debates are events but soccer practices, play rehearsals, and debate team meetings are not. The “regular school day” is the period from midnight before to 30 minutes after the end of the official school day. “Location” means where the event is being held, and must be the same place as the food sales.

MOTION: Shulman, Washington: To amend the motion to have at least 1 food item and 1 beverage item at any event.

YES – Shepardson-Watson, Antipas, Fitzgerald, Shulman, Washington, Weitlauf

NO – Ackerman

PASSED

MOTION: Fitzgerald, Washington: To amend the previous amendment to state that the Board of Education recommends that 1 food item and 1 beverage be a healthy alternative at any event.

YES – Fitzgerald, Shulman, Washington, Weitlauf

NO – Shepardson-Watson, Ackerman, Antipas

PASSED

VOTE ON MAIN MOTION AS AMENDED:

YES – Fitzgerald, Shulman, Washington, Weitlauf

NO – Shepardson-Watson, Ackerman, Antipas

PASSED

C. New Business – cont.

6. Discussion and possible action regarding the transfer of Claude Chester Elementary School to the town of Groton, effective April 1, 2022.

MOTION: Shepardson-Watson, Fitzgerald:

To transfer Claude Chester Elementary School, located at 1 Harry Day Drive, Groton, Connecticut, to the town of Groton, effective April 1, 2022.

PASSED – UNANIMOUSLY

7. Discussion and possible action regarding the transfer of S. B. Butler Elementary School to the town of Groton, effective April 1, 2022.

MOTION: Shepardson-Watson, Fitzgerald:

To transfer S. B. Butler Elementary School, located at 155 Ocean View Drive, Mystic, Connecticut, to the town of Groton, effective April 1, 2022.

PASSED – UNANIMOUSLY

8. Discussion and possible action regarding recognition of Paraprofessional Appreciation Day.

MOTION: Weitlauf, Ackerman:

To recognize April 6, 2022 as Paraprofessional Appreciation Day, and to direct the Superintendent of Schools to send a letter of appreciation to the paraprofessionals.

PASSED – UNANIMOUSLY

9. Discussion and possible action regarding recognition of Administrative Professionals Day.

MOTION: Washington, Ackerman: To recognize April 27, 2022 as Administrative Professionals Day, and to direct the Superintendent of Schools to send a letter of appreciation to the administrative professionals.

PASSED – UNANIMOUSLY

IX. INFORMATION AND PROPOSALS

Letters, communications, and comments by Board members on meeting items and any other items in their jurisdiction.

- Mr. Weitlauf noted emails sent to Board members.
- Mrs. Washington noted:
 - Emails sent to Board members;
 - Shared 2 questions:
 - Can citizens review the Board meetings and the meeting on Utube.
 - A citizen has a grandson coming to Groton from New London and asked if the student can visit the Groton Middle School upon arrival.
- Mrs. Fitzgerald noted the same emails sent to Board members.
- Mrs. Shepardson-Watson noted:
 - That she will be working with the Town Council tomorrow regarding the Board budget.
 - She met with LEARN regarding kids in the middle school and high school who have mental health issues and how do we service them.

X. ADVANCE PLANNING

A. Future Meeting Dates and Calendar Items for Board Attention

As noted in the agenda.

B. Suggested Agenda Items

Mrs. Fitzgerald made a referral to the Policy Committee to have the Communication Committee added in the 9000 bylaw.

Mr. Weitlauf made a referral to the COW to have discussion regarding the construction of agendas when visitors attend Board of Education meetings to have them placed early on the agenda.

XI. ADJOURNMENT

MOTION: Ackerman, Weitlauf:

To adjourn at 9:15 p.m.
PASSED UNANIMOUSLY

March 28, 2022

Board of Education Members and Superintendent Austin,

At the end of last week, I received word from a guidance counselor that Fitch is not offering Honors String Orchestra next school year. It is offered this year concurrently with String Orchestra. It was an option in the class registration system up to about a week ago, but now students cannot register for it. Can you please find out the reason and communicate it publically? I also will follow up with the school, but I wanted to register this as a public comment for tonight's meeting. There are two Honors options for choir students and one Honors option for band students. I don't understand why orchestra students won't have the option. It will put orchestra students at a competitive disadvantage relative to chorus and band students in terms of course offerings and in class rankings (since Honors classes receive additional weighting). More importantly, having an Honors String Orchestra is key for fully supporting musical talent. The class is also a key part of the career cluster classes at Fitch and is still listed on that part of the Fitch website. Please restore the Honors String Orchestra class as an offering for next year and for future years.

Thank you,

Mike Whitney
112 Deerfield Ridge Dr.
Mystic, CT 06355

I want to thank you all for considering our request to attend this music festival in Honolulu, HI. One of my goals for the FHS music department is to provide memorable and educational experiences for the students that will stay with them for a lifetime.

The trip to Honolulu, Hawaii would provide an opportunity for the students in the music department they would never forget. Through their participation in this music festival our students would receive feedback/critique from professional local musicians, be exposed to local music, and have the opportunity to hear bands from around the world who will also be participating.

As a military community ourselves the most exciting aspect is the opportunity to not only to visit Pearl Harbor but also perform a concert at the Pearl Harbor memorial in front of the USS Arizona. This is a once in a lifetime opportunity I would hate for our students to miss.

This trip was chosen because it would be all inclusive for the entire music department not just a select few ensembles. Our students are hard working and dedicated to their craft and would greatly benefit from this experience.

We have the backing and support of our entire group of parents and boosters who are committed to assisting in fundraising throughout the year to ensure any student who wishes to go has the opportunity. Thank you for your dedication to our students and for considering this request.

Sincerely,

Andrea Shabazian
FHS Band Director

BOE Data Presentation

March 28, 2022

World Language Survey Results


March 28, 2022

Languages Spoken at Home

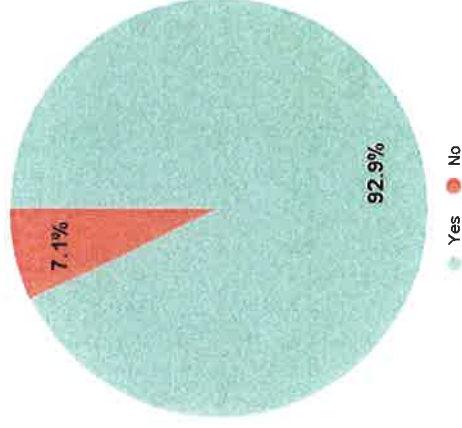
Rank	Language	Rank	Language
1	Spanish	17	Portuguese
2	Mandarin	18	Kannada
3	Arabic	19	Ga
4	Gujarati	20	Persian
5	Telugu	21	Nepali
6	Tagalog	22	Turkish
7	Cantonese	23	Korean
8	Pilipino (Filipino)	24	French
9	Urdu	25	Fujianese
10	Vietnamese	26	Twi/Fante
11	Tamil	27	Russian
12	Hindi	28	Pashto
13	Marathi	29	Ilongot
14	Malayalam	30	Farsi
15	Japanese	31	Albanian
16	Creole-Haitian	32	Greek

Survey Question: Would you like to have your student learn a new language?

World Language Parent Survey (PK-4)



World Language Parent Survey (5-11)



Survey Question: What languages would your student be interested in learning?

World Language Parent Survey (PK-4)

Rank	WL Choices
1. Spanish	88.6%
2. American Sign Language (ASL)	77.3%
3. French	49.3%
4. Mandarin Chinese	30.0%
5. Japanese	24.8%
6. Latin	21.4%
7. Arabic	15.5%

World Language Parent Survey (5-11)

Rank	WL Choices
1. Spanish	80.0%
2. American Sign Language (ASL)	67.0%
3. French	42.2%
4. Mandarin Chinese	29.5%
5. Japanese	29.5%
6. Latin	24.8%
7. Arabic	15.3%

World Language Student Survey (5-11)

Which language(s) are you currently learning in school?
(Please choose all that apply)

Rank	WL Choices
1. Spanish	63.8%
2. French	21.8%
3. American Sign Language (ASL)	3.7%
4. Latin	1.5%


Which language(s) would you be interested in studying in the future?

Rank	WL Choices
1. Spanish	70.1%
2. American Sign Language (ASL)	51.5%
3. Japanese	37.9%
4. French	24.8%
5. Latin	18.8%
6. Mandarin Chinese	16.6%
7. Arabic	13.2%

Discipline Data Disaggregated


March 28, 2022

Length of Suspension (ISS and OSS)




The average length of an ISS was 1.3 days. The average length of an OSS was 2.8 days. However, the vast majority of suspensions were 2 days or less.

Number of Incidents per Special Education Status




For reference, our special education population is 17.3% of our secondary enrollment.

Number of Incidents per Lunch Status



For reference, our free/reduced lunch population is 42.8% of our secondary enrollment.

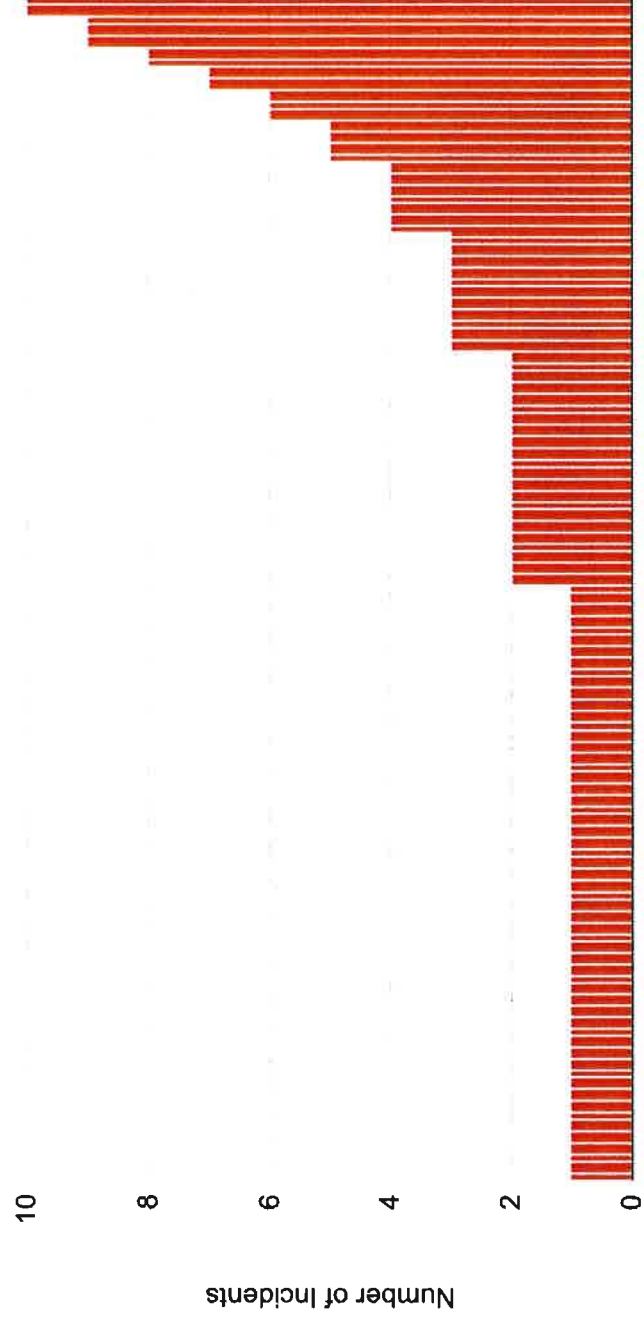
Race/Ethnicity of Students w/ One or More Incidents



For reference, the enrollment percentage for each group is below:

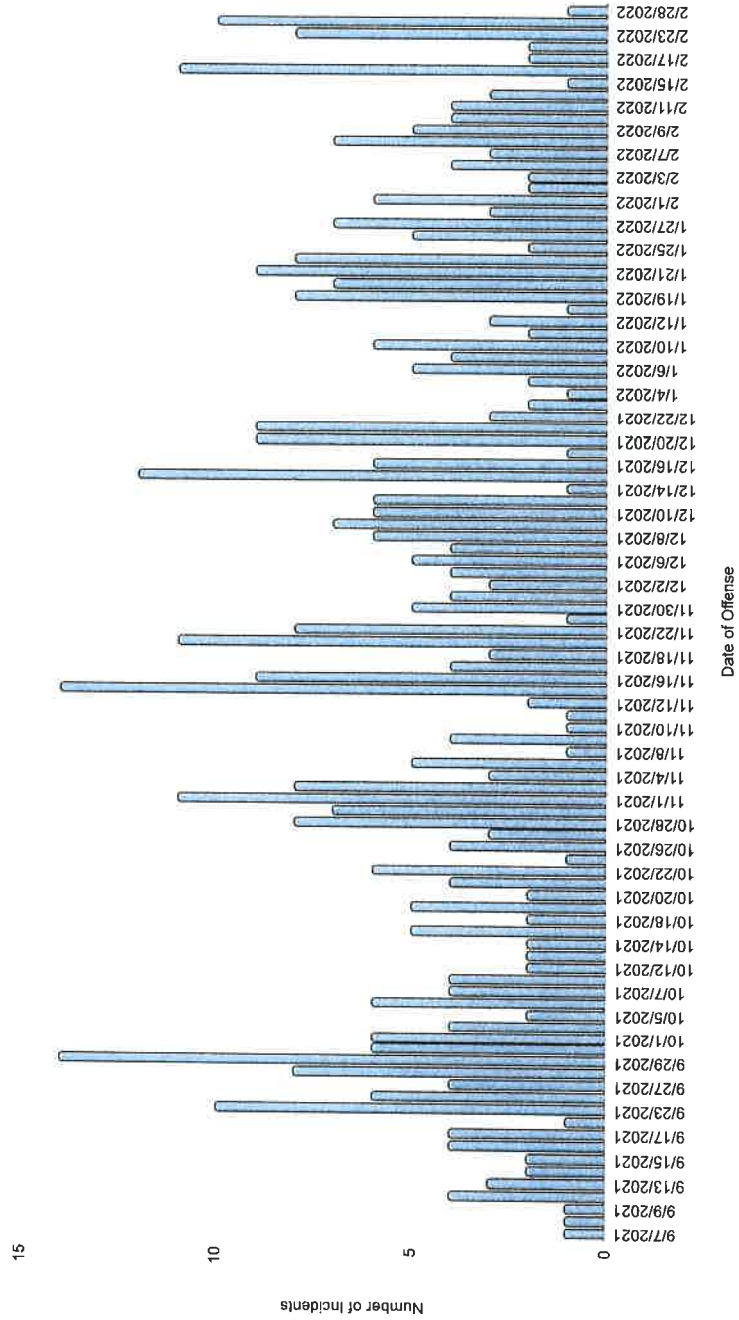
Race/Ethnicity	Enrollment Percentage	Two or More Race Categories	Enrollment Percentage
Black or African American	7.7%	Hispanic/Latino	24.2%
Hispanic/Latino	24.2%	American Indian or Alaska Native	1.0%
American Indian or Alaska Native	1.0%	Two or More Race Categories	12.1%
Two or More Race Categories	12.1%	Native Hawaiian / Other Pac Islander	0.5%
Native Hawaiian / Other Pac Islander	0.5%	White	48.7%
White	48.7%		

Frequency of Incidents per Student




Each Bar Represents a Student

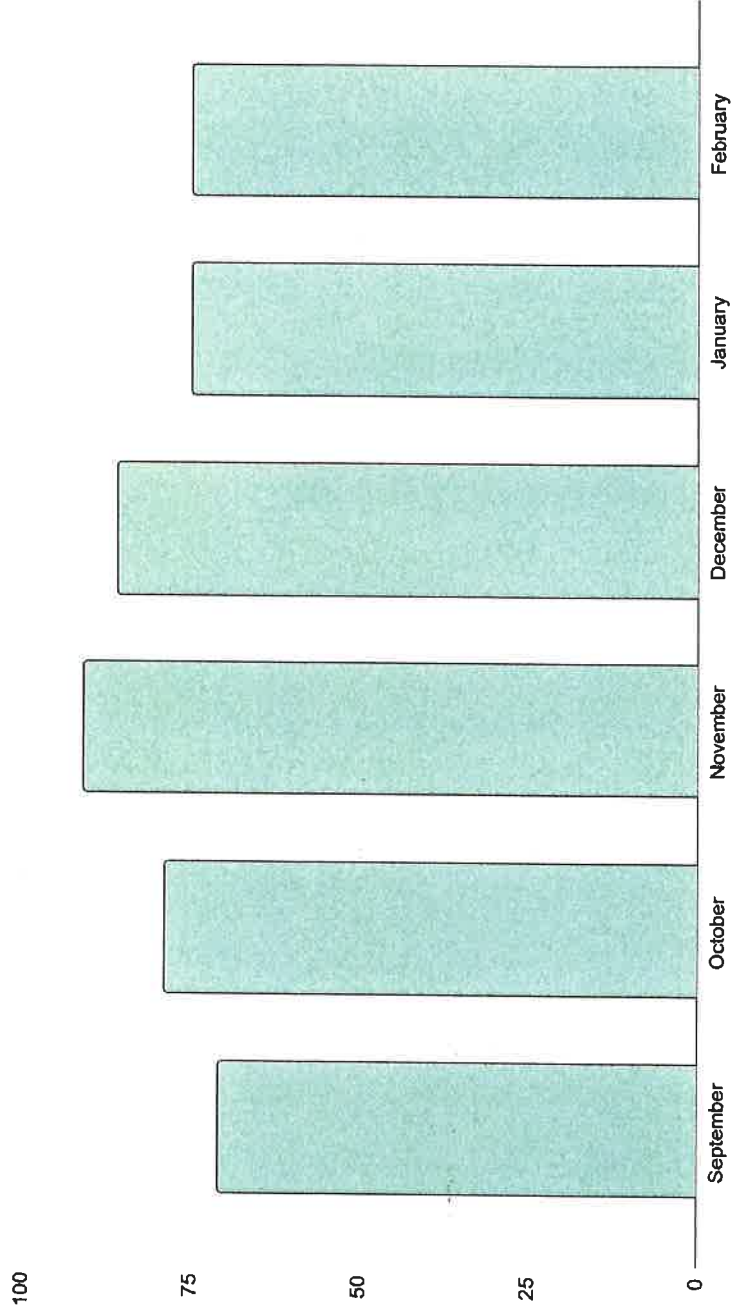
Number of Incidents per Day



Number of Incidents by Day of the Week



Number of Incidents per Month



Groton Public Schools

Date prep:		FY22 Budget Summary Review									
3/23/22 2:04 PM											
Account	Object #s	FY22 Budget 2021-2022	Expenditures	Encumbered	FY22 Actual Total	Remaining Balance	%	FY22 Estimate 03/24/2022	Favorable/ (Unfavorable) to Budget		
Salaries											
1	Administrators	105-109	4,776,668	3,550,237	1,347,924	4,898,161	(121,493)	(2.5%)	4,803,127	(26,459)	
2	Teachers	101-104,123-127,151-152	35,191,226	20,502,097	14,299,193	34,801,290	389,936	1.1%	35,084,222	107,004	
3	Non-Cert Aides	110-111,130-131,136,139	3,618,042	1,702,886	38,769	1,741,655	1,876,387	51.9%	3,637,922	(19,880)	
4	Substitute - Cert & Non-Cert	120-121	996,774	609,813	0	609,813	386,961	38.8%	933,248	63,526	
5	Clerical	112-114,132-134,144	1,893,198	1,479,924	0	1,479,924	413,274	21.8%	2,000,167	(106,969)	
6	Custodial/Maintenance/Techs	117-118,129,137-138,147-148	3,549,251	2,311,098	84,247	2,395,345	1,153,906	32.5%	3,432,829	116,422	
7	Campus Security/Supervision	128	149,542	295,366	0	295,366	(145,824)	(97.5%)	149,542	0	
8	Total Salaries	100	50,174,701	30,451,421	15,770,133	46,221,554	3,953,147	7.9%	50,041,057	133,644	
Benefits											
9	Health Insurance	201-202	7,059,237	6,283,022	0	6,283,022	776,215	11.0%	7,059,237	0	
10	Workers Comp & Town Pension	211,213	952,114	952,115	0	952,115	(1)	(0.0%)	952,115	(1)	
11	Social Security & Medicare	212,214	1,456,229	1,010,512	0	1,010,512	445,717	30.6%	1,455,162	1,067	
12	Other Benefits	222-227	152,500	213,048	0	213,048	(60,548)	(39.7%)	220,010	(67,510)	
13	Total Benefits	200	9,620,080	8,458,697	0	8,458,697	1,161,383	12.1%	9,686,524	(66,444)	
Purchased Services											
14	Instructional Services	321-324	162,099	99,326	5,067	104,393	57,706	35.6%	176,492	(14,393)	
15	Professional Services	331	254,739	315,726	40,094	355,820	(101,081)	(39.7%)	392,907	(138,168)	
16	Other Prof Services	332	608,971	215,939	193,987	409,926	199,045	32.7%	523,482	85,489	
17	OT & PT Services	333	671,345	106,354	633,563	739,916	(68,571)	(10.2%)	739,916	(68,571)	
18	Legal	334	70,350	47,116	0	47,116	23,234	33.0%	62,819	7,531	
19	Athletic Officials & Other Athletic Serv	341-342	75,350	51,807	20,020	71,827	3,523	4.7%	73,927	1,423	
20	Computer Network Services	343	148,773	225,539	0	225,539	(76,766)	(51.6%)	202,539	(53,766)	
21	Total Purchased Services	300	1,991,627	1,061,807	892,731	1,954,538	37,089	1.9%	2,172,082	(180,455)	
Property Services											
22	Water & Sewer	410-411	99,801	58,117	0	58,117	41,684	41.8%	99,801	0	
23	Trash & Snow Removal	421-422	136,600	80,218	34,381	114,599	22,001	16.1%	153,708	(17,108)	
24	Repair/Maintenance	430-435,490-491,499	479,183	277,120	68,140	345,260	133,923	27.9%	473,590	5,593	
25	Rental	441	132,605	81,159	45,839	126,998	5,607	4.2%	133,855	(1,250)	
26	Total Property Services	400	848,189	496,614	148,360	644,974	203,215	24.0%	860,953	(12,764)	
Transportation, Insurance, Communications, Tuition											
27	Transportation: Schools	510-513	5,211,674	3,176,456	0	3,176,456	2,035,218	39.1%	5,196,710	14,964	
28	Transportation: Student Activities	587-596	194,418	51,973	42,333	94,306	100,112	51.5%	179,500	14,918	
29	Transportation: Staff	580-584	116,920	23,820	0	23,820	93,100	79.6%	109,185	7,735	
30	Insurance	522,525	340,321	367,249	0	367,249	(26,928)	(7.9%)	367,249	(26,928)	
31	Communications	530-552	134,317	162,667	1,302	163,969	(29,652)	(22.1%)	154,964	(20,647)	
32	Tuition: Special Education	561-563,568	4,481,290	2,782,697	1,050,312	3,833,009	648,281	14.5%	4,200,672	280,618	
33	Tuition: Other	564-567	1,250,859	1,227,436	0	1,227,436	23,423	1.9%	1,227,436	23,423	
34	Total Trans, Ins, Comm, Tuition	500	11,729,799	7,792,297	1,093,947	8,866,244	2,043,555	24.2%	11,435,716	294,083	
Supplies											
35	Instructional Supplies	601-609,613-619,622-623,628	459,950	178,340	46,180	224,520	235,430	51.2%	431,968	27,982	
36	Computer Supplies	610-612	288,106	463,740	12,043	475,783	(187,677)	(65.1%)	290,165	(2,059)	
37	Electricity & Heating	631-633	1,461,070	1,167,020	6,701	1,173,721	287,349	19.7%	1,461,070	0	
38	Transportation Supplies	634,656	170,435	177,347	4,833	182,180	(11,745)	(6.9%)	217,203	(46,768)	
39	Textbooks & Library Books	640-642,645,647	106,175	28,854	12,425	41,279	64,896	61.1%	110,647	(4,472)	
40	Facility/Maintenance Supplies	650,652-655,657,659	336,810	217,634	19,577	237,210	99,600	29.6%	327,941	8,869	
41	Other Supplies (staff dev, PPE, etc)	621,624-627,690	85,112	81,771	6,190	87,961	(2,849)	(3.3%)	88,494	(3,382)	
42	Total Supplies	600	2,907,658	2,314,706	107,949	2,422,655	485,004	16.7%	2,927,487	(19,829)	
Equipment											
43	Instructional Equipment	730,735	67,201	11,954	5,794	17,748	49,453	73.6%	48,883	18,318	
44	Non-Instructional Equip	731,736	10,000	32,545	13,268	45,813	(35,813)	(358.1%)	45,793	(35,793)	
45	Total Equipment	700	77,201	44,500	19,061	63,561	13,640	17.7%	94,676	(17,475)	
46	Total Dues & Fees	800	88,835	61,900	839	62,739	26,096	29.4%	88,048	787	
47	GRAND TOTAL		77,438,090	50,681,942	18,033,019	68,714,961	8,723,129	11.3%	77,306,544	131,546	

Groton Public Schools

Date prep: 3/23/22 2:04 PM FY22 Budget Summary Review

Account	Object #s	FY22 Budget	Expenditures	Encumbered	FY22 Actual	Remaining Balance	%	FY22 Estimate	Favorable/ (Unfavorable) to Budget
		2021-2022			Total			03/24/2022	
Salaries									
Administrators									
48 Administrators	105	1,143,399	882,780	340,861	1,223,641	(80,242)	(7.0%)	1,144,922	(1,523)
49 Principals	106	1,127,065	821,347	302,627	1,123,974	3,091	0.3%	1,129,294	(2,229)
50 Assl. Principals/Sp.Ed. Supv	107	2,206,784	1,624,831	616,269	2,241,100	(34,316)	(1.6%)	2,219,465	(12,681)
51 6-12 Curriculum Coordinators	108	171,203	125,110	46,093	171,203	(0)	(0.0%)	171,203	(0)
52 Athletic Director	109	128,217	96,169	42,074	138,243	(10,026)	(7.8%)	138,243	(10,026)
53		<u>4,776,668</u>	<u>3,550,237</u>	<u>1,347,924</u>	<u>4,898,161</u>	<u>(121,493)</u>	<u>(2.5%)</u>	<u>4,803,127</u>	<u>(26,458)</u>
Teachers									
54 Classroom Teachers	101 & 151	24,778,163	14,357,806	10,342,796	24,700,603	77,560	0.3%	24,761,623	16,540
55 Sp.Ed Certified	102	7,704,186	4,404,205	3,174,637	7,578,842	125,344	1.6%	7,628,667	75,519
56 Media Specialist	103	689,386	389,350	284,460	673,810	15,576	2.3%	673,810	15,576
57 Guidance	104	1,128,246	654,499	497,300	1,151,799	(23,553)	(2.1%)	1,151,799	(23,553)
58 Adult Ed	124	40,903	20,072	0	20,072	20,831	50.9%	40,903	-
59 Tutors	125 & 152	423,247	451,761	0	451,761	(28,514)	(6.7%)	423,247	-
60 Coach Stipends	126	347,709	201,712	0	201,712	145,997	42.0%	324,787	22,922
61 Other Student Activities	127	79,386	22,692	0	22,692	56,694	71.4%	79,386	-
62		<u>35,191,226</u>	<u>20,502,097</u>	<u>14,299,193</u>	<u>34,801,290</u>	<u>389,936</u>	<u>1.1%</u>	<u>35,084,222</u>	<u>107,004</u>
Non-Cert Aides									
63 Reg.Ed Aides - Kindergarten	110 & 130	412,952	222,649	0	222,649	190,303	46.1%	412,952	-
64 Sp.Ed Aides - Para I & Para II	111 & 131	2,782,766	1,184,665	0	1,184,665	1,598,101	57.4%	2,782,766	-
65 School Bus Aides	136	410,004	278,142	0	278,142	131,862	32.2%	410,004	-
66 Other Aides	139 & 119	12,320	17,430	38,769	56,200	(43,880)	(356.2%)	32,200	(19,880)
67		<u>3,618,042</u>	<u>1,702,886</u>	<u>38,769</u>	<u>1,741,655</u>	<u>1,876,387</u>	<u>51.9%</u>	<u>3,637,922</u>	<u>(19,880)</u>
Substitute									
68 Substitute Sp.Ed Certified	121	84,011	105	0	105	83,906	99.9%	48,744	35,267
69 Substitute Reg.Ed Certified	120	912,763	609,708	0	609,708	303,055	33.2%	884,504	28,259
70		<u>996,774</u>	<u>609,813</u>	<u>0</u>	<u>609,813</u>	<u>386,961</u>	<u>38.8%</u>	<u>933,248</u>	<u>63,526</u>
Clerical									
71 Clerical	112'113'114'132'133'134'143'144	1,893,198	1,479,924	0	1,479,924	413,274	21.8%	2,000,167	(106,969)
Custodial/Maintenance/Techs									
72 Custodial	117 & 137	1,887,198	1,160,586	20,168	1,180,753	706,445	37.4%	1,839,714	47,884
73 Maintenance	118 & 138	835,584	537,551	20,400	557,951	277,633	33.2%	797,700	37,884
74 Custodial/Maintenance Overtime	147 & 148	106,500	88,025	0	88,025	18,475	17.3%	106,500	-
75 Technicians	129 & 149	719,969	524,937	43,680	568,617	151,353	21.0%	688,914	31,055
76		<u>3,549,251</u>	<u>2,311,098</u>	<u>84,247</u>	<u>2,395,345</u>	<u>1,153,906</u>	<u>32.5%</u>	<u>3,432,829</u>	<u>116,422</u>
Security									
77 Security/Supervision	128	149,542	295,366	0	295,366	(145,824)	(97.5%)	149,542	-
78 Total Salaries		<u>50,174,701</u>	<u>30,451,421</u>	<u>15,770,133</u>	<u>46,221,554</u>	<u>3,953,147</u>	<u>7.9%</u>	<u>50,041,057</u>	<u>133,644</u>
Benefits									
Health Insurance									
79 Group Ins. Prof	201	5,649,546	5,366,837	0	5,366,837	282,709	5.0%	5,645,536	4,010
80 Group Ins. Other	202	1,409,691	916,185	0	916,185	493,506	35.0%	1,413,701	(4,010)
81		<u>7,059,237</u>	<u>6,283,022</u>	<u>0</u>	<u>6,283,022</u>	<u>776,215</u>	<u>11.0%</u>	<u>7,059,237</u>	<u>0</u>
Workers Comp & Town Pension									
82 Worker's Compensation	211	431,614	431,615	0	431,615	(1)	(0.0%)	431,615	(1)
83 Town Pension	213	520,500	520,500	0	520,500	0	0.0%	520,500	-
84		<u>952,114</u>	<u>952,115</u>	<u>0</u>	<u>952,115</u>	<u>(1)</u>	<u>(0.0%)</u>	<u>952,115</u>	<u>(1)</u>
Social Security & Medicare									
85 Social Security	212	727,779	499,273	0	499,273	228,506	31.4%	729,153	(1,374)
86 Medicare	214	728,450	511,238	0	511,238	217,212	29.8%	726,009	2,441
87		<u>1,456,229</u>	<u>1,010,512</u>	<u>0</u>	<u>1,010,512</u>	<u>445,717</u>	<u>30.6%</u>	<u>1,455,162</u>	<u>1,067</u>
Other Employee Benefits									
88 Retirement Awards	222	0	83,336	0	83,336	(83,336)		83,336	(83,336)
89 Unemployment	223	50,000	15,370	0	15,370	34,630	69.3%	20,833	29,167
90 Tuition Reimb Certified	224	101,000	114,342	0	114,342	(13,342)	(13.2%)	114,342	(13,342)
92 Mentor Stipend	227	1,500	0	0	1,500	1,500	100.0%	1,500	-
93		<u>152,500</u>	<u>213,048</u>	<u>0</u>	<u>213,048</u>	<u>(60,548)</u>	<u>(39.7%)</u>	<u>220,010</u>	<u>(67,510)</u>
94 Total Benefits		<u>9,620,080</u>	<u>8,458,697</u>	<u>0</u>	<u>8,458,697</u>	<u>1,161,383</u>	<u>12.1%</u>	<u>9,686,524</u>	<u>(66,444)</u>

Groton Public Schools

Date prep: 3/23/22 2:04 PM FY22 Budget Summary Review

Account	Object #s	FY22 Budget 2021-2022	Expenditures	Encumbered	FY22 Actual Total	Remaining Balance	%	FY22 Estimate 03/24/2022	Favorable/ (Unfavorable) to Budget	
Purchased Services										
Instructional Services										
95	Instructional Services	321 & 323	117,599	72,856	1,990	74,846	42,753	36.4%	123,293	(5,694)
96	Instrud Improvement Services	322 & 324	44,500	26,470	3,077	29,547	14,953	33.6%	53,199	(8,699)
97			162,099	99,326	5,067	104,393	57,706	35.6%	176,492	(14,393)
Professional Services										
98	Professional Services	331	254,739	315,726	40,094	355,820	(101,081)	(39.7%)	392,907	(138,168)
99	Other Professional Services	332	608,971	215,939	193,987	409,926	199,045	32.7%	523,482	85,489
100	OT & PT Services	333	671,345	106,354	633,563	739,916	(68,571)	(10.2%)	739,916	(68,571)
101	Legal Services	334	70,350	47,116	0	47,116	23,234	33.0%	62,819	7,531
102			1,605,405	685,135	867,644	1,552,779	52,626	3.3%	1,719,125	(113,720)
Athletic Officials & Other Athletic Services										
103	Athletic Officials	341	61,850	49,782	18,820	68,602	(6,752)	(10.9%)	70,702	(8,852)
104	Other Athletic Services	342	13,500	2,025	1,200	3,225	10,275	76.1%	3,225	10,275
105			75,350	51,807	20,020	71,827	3,523	4.7%	73,927	1,423
Computer Network Services										
106	Computer Network Services	343	148,773	225,539	0	225,539	(76,766)	(51.6%)	202,539	(53,766)
107	Total Purchased Services		1,991,627	1,061,807	892,731	1,954,538	37,089	1.9%	2,172,082	(180,465)
Property Services										
Water/Sewer										
108	Water	410	65,527	35,107	0	35,107	30,420	46.4%	65,527	-
109	Sewer	411	34,274	23,010	0	23,010	11,264	32.9%	34,274	-
110			99,801	58,117	0	58,117	41,684	41.8%	99,801	0
Trash & Snow Removal										
111	Trash Removal	421	86,600	79,566	34,141	113,708	(27,108)	(31.3%)	113,708	(27,108)
112	Snow Removal	422	50,000	652	239	891	49,109	98.2%	40,000	10,000
113			136,600	80,218	34,381	114,599	22,001	16.1%	153,708	(17,108)
Repair/Maintenance										
114	Equipment Repairs	430	116,791	62,757	5,720	68,477	48,314	41.4%	120,009	(3,218)
115	Grounds Repairs	431	184,989	126,013	2,890	128,903	56,086	30.3%	159,789	25,200
116	General Bldg Repairs	432	30,066	245	0	245	29,821	99.2%	26,814	3,252
117	Painting	433	5,045	9,515	0	9,515	(4,470)	(88.6%)	9,515	(4,470)
118	Heat & Plumbing	434	50,947	12,199	42,000	54,199	(3,252)	(6.4%)	54,199	(3,252)
119	Electrical	435	9,479	1,888	0	1,888	7,591	80.1%	9,479	-
120	Extermination Services	490	11,363	11,768	851	12,619	(1,256)	(11.1%)	12,619	(1,256)
121	Bldg Fire Protection	491	46,357	46,070	10,950	57,020	(10,663)	(23.0%)	57,020	(10,663)
123	Other Purch Services	499	24,146	6,665	5,729	12,394	11,752	48.7%	24,146	-
124			479,183	277,120	68,140	345,260	133,923	27.9%	473,590	5,593
Rental										
125	Rental	441	132,605	81,159	45,839	126,998	5,607	4.2%	133,855	(1,250)
126	Total Property Services		848,189	496,614	148,360	644,974	203,215	24.0%	860,953	(12,764)
Transportation, Insurance, Communications, Tuition										
Transportation: Schools										
127	Reg.Ed Pupil Transportation	510 & 516	3,116,189	1,829,369	0	1,829,369	1,286,820	41.3%	3,106,966	11,223
128	Sp.Ed - Trans - STA	511	1,160,504	738,314	0	738,314	422,190	36.4%	1,156,763	3,741
129	Sp.Ed - Trans - Curtin	512	920,731	608,772	0	608,772	311,959	33.9%	920,731	-
130	Pupil Transp Reimbursement	513	12,250	0	0	0	12,250	100.0%	12,250	-
131			5,211,674	3,176,456	0	3,176,456	2,035,218	39.1%	5,196,710	14,964
Transportation: Other										
132	Transportation - Athletics	587	117,350	33,586	32,070	65,656	51,694	44.1%	96,007	21,343
133	Transportation - Field Trips	588	58,898	10,601	6,583	17,184	41,714	70.8%	65,383	(6,485)
134	Entry Fees - Athletics	591 & 592	12,100	7,285	3,680	10,965	1,135	9.4%	12,040	60
135	Admission Fees	595	6,070	0	0	0	6,070	100.0%	6,070	-
137			194,418	51,973	42,333	94,306	100,112	51.5%	179,500	14,918
Transportation: Staff										
138	Travel - Education	580 & 581	8,700	1,593	0	1,593	7,107	81.7%	9,158	(458)
139	Travel - Admin	582 & 583	29,100	16,166	0	16,166	12,934	44.4%	26,468	2,632
140	Travel - Conferences	584	79,120	6,061	0	6,061	73,059	92.3%	73,559	5,561
141			116,920	23,820	0	23,820	93,100	79.6%	109,185	7,735
Liability & Accident Insurance										
142	Liability Insurance	522	325,149	352,839	0	352,839	(27,690)	(8.5%)	352,839	(27,690)
143	Accident Insurance	525	15,172	14,410	0	14,410	762	5.0%	14,410	762
144			340,321	367,249	0	367,249	(26,928)	(7.9%)	367,249	(26,928)

Groton Public Schools

Date prep: 3/23/22 2:04 PM FY22 Budget Summary Review

Account	Object #s	FY22 Budget	Expenditures	Encumbered	FY22 Actual	Remaining Balance	%	FY22 Estimate	Favorable/ (Unfavorable) to Budget
		2021-2022			Total			03/24/2022	
Communications									
145 Telephone, Telephone Repairs	530	67,925	123,606	502	124,108	(56,183)	(82.7%)	104,321	(36,396)
146 Postage	531	41,350	20,274	330	20,604	20,746	50.2%	30,424	10,926
147 Advertisement	540	5,000	7,428	470	7,898	(2,898)	(58.0%)	7,898	(2,898)
148 Minority Recruitment	541	5,000	7,024	0	7,024	(2,024)	(40.5%)	-	5,000
149 Printing Admin	550	11,542	3,935	0	3,935	7,607	65.9%	8,822	2,720
150 School Publications	551 & 552	3,500	400	0	400	3,100	88.6%	3,500	-
151		134,317	162,667	1,302	163,969	(29,652)	(22.1%)	154,964	(20,647)
Tuition: Special Education									
152 Sp Ed Vocational	561	461,250	270,617	117,855	388,472	72,778	15.8%	423,764	37,486
153 Sp.Ed BoE Placements	562	2,557,392	1,502,519	810,162	2,312,681	244,711	9.6%	2,521,540	35,852
154 Sp.Ed State Placements	563	600,000	304,183	100,380	404,564	195,437	32.6%	450,298	149,702
155 Sp.Ed Magnet Choice	568	862,648	705,378	21,915	727,293	135,355	15.7%	805,070	57,578
156		4,481,290	2,782,697	1,050,312	3,833,009	648,281	14.5%	4,200,672	280,618
Tuition: Other									
157 Adult Ed	564	210,000	207,000	0	207,000	3,000	1.4%	207,000	3,000
158 Gen Ed Magnet Tuition	566	945,337	931,737	0	931,737	13,600	1.4%	931,737	13,600
159 Gen Ed Vo Ag Tuition	567	95,522	88,699	0	88,699	6,823	7.1%	88,699	6,823
160		1,250,859	1,227,436	0	1,227,436	23,423	1.9%	1,227,436	23,423
161 Total Transportation, Insurance, Communication, Tuition		11,729,799	7,792,297	1,093,947	8,886,244	2,843,555	24.2%	11,435,716	294,083
Supplies									
Instructional Supplies									
162 General Classroom	601	117,527	27,075	13,612	40,687	76,840	65.4%	85,215	32,312
163 Science	602	26,320	5,706	777	6,483	19,837	75.4%	26,370	(50)
164 Arts & Crafts	603	23,577	15,169	941	16,110	7,467	31.7%	24,876	(1,299)
165 Phys. Ed	604	13,540	1,725	2,007	3,732	9,808	72.4%	13,273	267
166 Music	605	22,700	8,540	3,106	11,646	11,054	48.7%	22,700	-
167 Kindergarten	606	5,600	1,379	0	1,379	4,221	75.4%	5,600	-
168 Pupil Tests	607	70,700	41,224	2,486	43,709	26,991	38.2%	71,597	(897)
169 Tech. Ed	609	7,500	0	0	0	7,500	100.0%	7,500	-
170 Home Ec Supplies	613	12,700	9,006	0	9,006	3,694	29.1%	12,700	-
171 Sp.Ed Supplies	615	56,000	29,475	4,824	34,300	21,700	38.8%	56,000	-
172 Athletic Supplies	616	52,554	22,914	14,359	37,272	15,282	29.1%	48,928	3,626
173 Math Supplies	617	11,082	1,714	1,622	3,336	7,746	69.9%	12,639	(1,557)
174 Health Supplies	618	2,400	0	0	0	2,400	100.0%	2,400	-
175 Other Supplies	619	3,000	0	221	221	2,780	92.7%	3,221	(221)
176 Health Serv Pathogen	622	6,500	508	0	508	5,992	92.2%	6,500	-
177 School Library Supplies	623	5,250	1,398	482	1,879	3,371	64.2%	5,250	-
178 Food, Drink, Snacks	628	23,000	12,508	1,744	14,252	8,748	38.0%	27,200	(4,200)
180		459,950	178,340	46,180	224,520	235,430	51.2%	431,968	27,982
Computer Supplies									
181 Computer Supplies	610 & 611	92,700	30,190	4,042	34,232	58,468	63.1%	93,548	(848)
182 Software	612	195,406	433,550	8,001	441,551	(246,145)	(126.0%)	196,617	(1,211)
183		288,106	463,740	12,043	475,783	(187,677)	(65.1%)	290,165	(2,059)
Electricity & Heating									
184 Electricity	631	972,729	768,402	6,102	774,504	198,225	20.4%	972,729	-
185 Propane/Natural Gas	632	294,355	225,378	599	225,977	68,378	23.2%	294,355	-
186 Heating Oil	633	193,986	173,240	0	173,240	20,746	10.7%	193,986	-
187		1,461,070	1,167,020	6,701	1,173,721	287,349	19.7%	1,461,070	0
Transportation Supplies									
188 Diesel for School Buses	634	128,439	165,332	0	165,332	(36,893)	(28.7%)	175,207	(46,768)
189 Gas for Maintenance	656	41,996	12,016	4,833	16,849	25,147	59.9%	41,996	-
190		170,435	177,347	4,833	182,180	(11,745)	(6.9%)	217,203	(46,768)
Textbooks & Library Books									
191 Textbooks	640	61,415	14,608	7,905	22,513	38,902	63.3%	65,423	(4,008)
192 Workbooks	641	19,410	5,402	0	5,402	14,008	72.2%	19,410	-
193 Textbook Rebind	642	950	0	0	0	950	100.0%	950	-
194 Library Books	645	21,700	7,850	3,342	11,192	10,508	48.4%	22,165	(465)
195 Periodicals	647	2,700	994	1,178	2,172	528	19.6%	2,700	-
196		106,175	28,854	12,425	41,279	64,896	61.1%	110,647	(4,472)

Groton Public Schools

Date prep: 3/23/22 2:04 PM FY22 Budget Summary Review

Account	Object #s	FY22 Budget	Expenditures	Encumbered	FY22 Actual	Remaining Balance	%	FY22 Estimate	Favorable/ (Unfavorable) to Budget
		2021-2022			Total			03/24/2022	
Facility/Maintenance Supplies									
197 Equipment Repair	850	28,503	25,211	4,952	30,163	(1,660)	(5.8%)	30,163	(1,660)
198 Grounds Supplies	651	18,862	8,617	0	8,617	10,245	54.3%	18,862	-
199 General Bldg Repair	652	65,101	29,377	8,885	38,262	26,839	41.2%	52,112	12,989
200 Painting	653	2,500	5,515	7	5,522	(3,022)	(120.9%)	5,522	(3,022)
201 Heat & Plumbing	654	34,057	33,427	5,132	38,559	(4,502)	(13.2%)	38,559	(4,502)
202 Electrical	655	30,250	22,152	112	22,264	7,986	26.4%	30,250	-
203 Safety Supplies	657 & 659	13,555	6,961	30	6,991	6,564	48.4%	8,491	5,064
204 Custodial Supplies	658	143,982	86,373	459	86,833	57,149	39.7%	143,982	-
205		336,810	217,634	19,577	237,210	99,600	29.6%	327,941	8,869
Other Supplies									
206 Sup Serv Guild Imp Ins	621	24,400	12,723	836	13,560	10,840	44.4%	24,711	(311)
207 Audio Visual	624 & 625	7,502	6,109	20	6,129	1,373	18.3%	6,964	538
208 General Admin Supplies	626	13,110	9,802	256	10,058	3,052	23.3%	11,015	2,095
209 School Admin Supplies	627	15,800	15,658	4,548	20,206	(4,406)	(27.9%)	25,546	(9,746)
210 Professional Materials	690	24,300	9,144	29	9,173	15,127	62.3%	19,568	4,732
212		85,112	81,771	6,190	87,961	(2,849)	(3.3%)	88,494	(3,382)
213 Total Supplies		2,907,658	2,314,706	107,949	2,422,655	485,004	16.7%	2,927,487	(19,829)
Equipment									
Instructional Equipment									
214 Replace Instr Equip	730	12,730	3,207	0	3,207	9,523	74.8%	9,087	3,643
215 Add Instr Equipment	735	54,471	8,747	5,794	14,541	39,930	73.3%	39,796	14,675
216		67,201	11,954	5,794	17,748	49,453	73.6%	48,883	18,318
Non-Instructional Equipment									
217 Replace Non-Instr Equipment	731	10,000	4,301	0	4,301	5,699	57.0%	4,301	5,699
218 Add Non-Instr Equipment	736	0	29,244	13,268	41,512	(41,512)		41,492	(41,492)
219		10,000	32,545	13,268	45,813	(35,813)	(358.1%)	45,793	(35,793)
220 Total Equipment		77,201	44,500	19,061	63,561	13,640	17.7%	94,676	(17,475)
Dues - Fees									
Dues/Fees									
221 Dues BoE	810	25,541	21,088	0	21,088	4,453	17.4%	21,088	4,453
222 General Admin Dues	811	15,650	15,046	839	15,885	(235)	(1.5%)	17,185	(1,535)
223 School Admin Dues	812	43,669	22,860	0	22,860	20,809	47.7%	45,694	(2,025)
224 Other Dues	819	3,975	2,906	0	2,906	1,069	26.9%	4,081	(106)
225 Total Dues/Fees		88,835	61,900	839	62,739	26,096	29.4%	88,048	787
226 Grand Total		77,438,090	50,681,942	18,033,019	68,714,961	8,723,129	11.3%	77,306,544	131,546

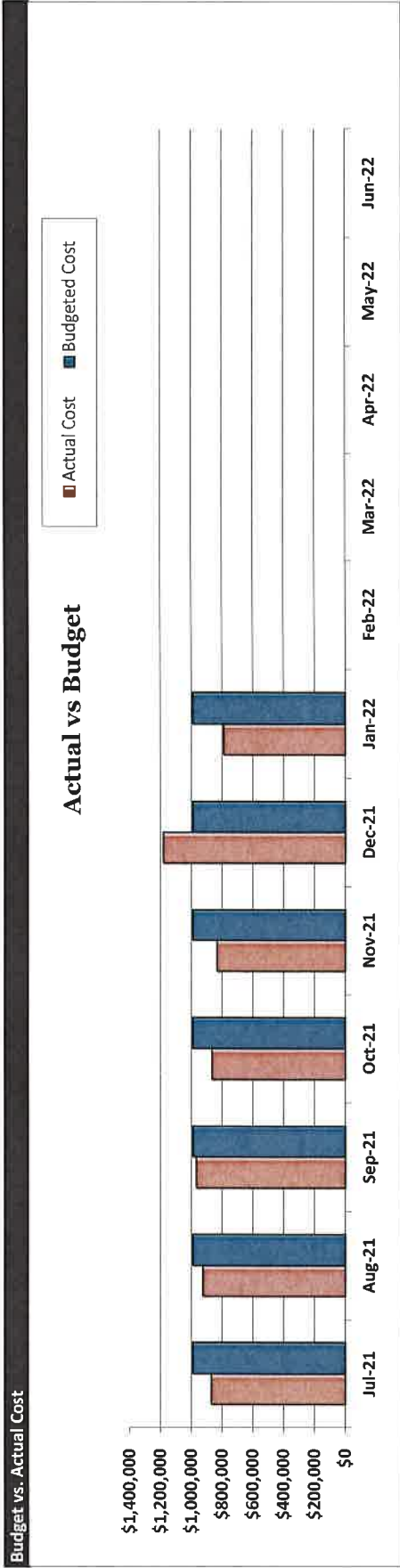
Groton Public Schools
FY22 Budget Summary Review
Summary at Program Level III

Function No.	Description	FY22 Budget	Expended	Encumbered	FY22 Total	Remaining	%	03/27/2022	Favorable/ (Unfavorable)
		2021-2022	2021-2022	2021-2022	2021-2022	Balance		FY22 Estimated	
Regular Instruction									
1101	FUNCTION-1101 ELEMENTARY	13,269,421	8,272,221	4,451,278	12,723,499	545,922	4.1%	13,247,594	21,827
1102	FUNCTION-1102 ART	670,468	416,075	237,918	653,993	16,475	2.5%	671,767	(1,299)
1104	FUNCTION-1104 LANGUAGE ARTS	2,310,517	1,430,555	832,602	2,263,157	47,360	2.0%	2,364,426	(53,909)
1105	FUNCTION-1105 WORLD LANGUAGES	1,378,697	856,154	517,849	1,374,003	4,694	0.3%	1,456,619	(77,922)
1106	FUNCTION-1106 CONSUMER SCIENCE	149,479	91,323	47,896	139,218	10,261	6.9%	149,479	-
1107	FUNCTION-1107 TECHNOLOGY EDUCATION	636,478	388,306	218,412	606,718	29,760	4.7%	645,965	(9,487)
1108	FUNCTION-1108 MATHEMATICS	2,151,284	1,270,074	741,808	2,011,882	139,402	6.5%	2,103,276	48,008
1109	FUNCTION-1109 MUSIC	731,431	395,467	257,721	653,188	78,243	10.7%	700,425	31,006
1110	FUNCTION-1110 PHYSICAL EDUCATION	1,174,615	629,030	364,010	993,040	181,575	15.5%	1,172,401	2,214
1111	FUNCTION-1111 SCIENCE	2,249,495	1,360,622	745,394	2,106,016	143,479	6.4%	2,216,653	32,842
1112	FUNCTION-1112 SOCIAL STUDIES	1,821,305	1,090,391	606,224	1,696,615	124,690	6.8%	1,756,922	64,383
1114	FUNCTION-1114 HEALTH EDUCATION	220,609	196,601	139,651	336,252	(115,643)	(52.4%)	219,695	914
1117	FUNCTION-1117 INTERN. BACCALAUREATE	67,250	42,746	1,633	44,379	22,871	34.0%	73,160	(5,910)
1118	FUNCTION-1118 IB - CAREERS-RELATED PROGRAM	18,179	0	0	0	18,179	100.0%	18,179	-
1119	FUNCTION-1119 UNCLASSIFIED	1,371,266	1,292,703	1,746	1,294,449	76,817	5.6%	1,423,466	(52,200)
1121	FUNCTION-1121 BUSINESS EDUCATION	332,696	198,710	109,772	308,482	24,214	7.3%	322,177	10,519
1124	FUNCTION-1124 HEALTH OCCUPATIONS	71,898	2,468	0	2,468	69,430	96.6%	19,911	51,987
1260	FUNCTION-1260 ENRICHMENT	38,724	19,769	1,335	21,104	17,620	45.5%	38,724	(0)
1270	FUNCTION-1270 REMEDIAL INSTRUCTION	2,914,729	1,760,197	1,113,951	2,874,147	40,582	1.4%	2,949,451	(34,722)
2220	FUNCTION-2220 EDUCATIONAL MEDIA SERVICE	1,097,479	695,892	289,461	985,354	112,125	10.2%	1,082,521	14,958
Total Regular Instruction		32,699,370	20,447,824	10,680,611	31,128,435	1,570,935	4.8%	32,691,166	8,204
Special Instruction									
1205	FUNCTION-1205 PRESCHOOL 3-5	1,235,951	666,909	297,247	964,155	271,796	22.0%	1,237,998	(2,047)
1210	FUNCTION-1210 SPED Summer School	20,290	0	0	0	20,290	100.0%	-	20,290
1220	FUNCTION-1220 OTHER SPECIAL INSTRUCTION	792,073	613,563	75,534	689,097	102,976	13.0%	785,150	6,923
1230	FUNCTION-1230 SPECIAL EDUCATION	8,176,457	4,559,176	1,916,497	6,475,673	1,700,784	20.8%	8,156,001	20,396
1250	FUNCTION-1250 BLIND	26,599	936	0	936	25,663	96.5%	7,524	19,075
1280	FUNCTION-1280 HEARING IMPAIRED	107,224	75,373	42,935	118,308	(11,084)	(10.3%)	106,236	988
Total Special Instruction		10,358,594	5,915,957	2,332,212	8,248,169	2,110,425	20.4%	10,292,969	65,625
Continuing Education									
1310	FUNCTION-1310 HIGH SCHOOL COMPLETION	84,133	34,791	4,250	39,041	45,092	53.6%	84,133	-
1320	FUNCTION-1320 ADULT EDUCATION	210,000	207,000	0	207,000	3,000	1.4%	207,000	3,000
Total Continuing Education		294,133	241,791	4,250	246,041	48,092	16.4%	291,133	3,000
Other Instructional Programs									
15**	STUDENT ACTIVITIES 6-12	938,606	505,638	155,007	660,645	277,961	29.6%	883,568	55,038
TOTAL INSTRUCTION		44,290,703	27,111,210	13,172,081	40,283,290	4,007,413	9.0%	44,158,836	131,867
Support Services - Pupils									
2101	FUNCTION-2101 SUPPORT SERVICES - SPED CO	878,367	676,860	174,777	851,638	26,729	3.0%	898,300	(19,933)
2110	FUNCTION-2110 SOCIAL WORK SERVICES	355,751	244,687	81,857	326,544	29,207	8.2%	310,975	44,776
2120	FUNCTION-2120 GUIDANCE SERVICES	1,595,294	964,439	497,634	1,462,073	133,221	8.4%	1,625,346	(30,052)
2130	FUNCTION-2130 HEALTH SERVICES	1,237,137	315,673	827,253	1,142,926	94,211	7.6%	1,257,639	(20,502)
2140	FUNCTION-2140 PSYCHOLOGICAL SERVICES	1,241,410	712,196	439,108	1,151,304	90,106	7.3%	1,218,450	22,960
2150	FUNCTION-2150 SPEECH & HEARING SERVICES	1,162,998	733,486	449,447	1,182,933	(19,935)	(1.7%)	1,161,014	1,984
Total Support Services - Pupils		6,470,957	3,647,341	2,470,076	6,117,417	353,540	5.5%	6,471,724	(767)
Support Services - Staff									
2201	FUNCTION-2201 SUPPORTING SERVICES - T&L	369,442	343,800	78,212	422,013	(52,571)	(14.2%)	346,920	22,522
2202	FUNCTION-2202 SUPPORTING SERVICES - DEI	15,761	3,178	0	3,178	12,583	79.8%	18,396	(2,635)
2210	FUNCTION-2210 IMPROVEMENT OF INSTRUCTION	235,564	206,448	1,803	208,251	27,313	11.6%	257,466	(21,902)
Total Support Services - Staff		620,767	553,427	80,015	633,442	(12,675)	(2.0%)	622,782	(2,015)
General Support Services									
2311	FUNCTION-2311 BOARD OF EDUCATION SERVICE	30,241	24,151	0	24,151	6,090	20.1%	25,788	4,453
2312	FUNCTION-2312 SUPERINTENDENT OFFICE SER	1,565,287	1,266,976	143,525	1,410,501	154,786	9.9%	1,579,821	(14,534)
2313	FUNCTION-2313 BUSINESS OFFICE	976,596	814,502	35,669	850,171	126,425	12.9%	999,516	(22,920)
2410	FUNCTION-2410 SCHOOL ADMINISTRATION	4,150,463	3,326,213	787,623	4,113,835	36,628	0.9%	4,211,363	(60,900)
Total General Support Services		6,722,587	5,431,842	966,816	6,398,658	323,929	4.8%	6,816,488	(93,901)
Operational Services									
2510	FUNCTION-2510 OPERATIONS AND MAINTENANCE	6,830,961	4,795,299	230,792	5,026,091	1,804,870	26.4%	6,767,263	63,698
2520	FUNCTION-2520 PUPIL TRANSPORTATION	5,837,953	3,779,996	0	3,779,996	2,057,957	35.3%	5,906,878	(68,925)
2540	FUNCTION-2540 COMPUTER SUPPORT SERVICES	1,504,213	1,566,829	180,783	1,747,612	(243,399)	(16.2%)	1,666,178	(161,965)
2560	FUNCTION-2560 HEALTH SERVICES STAFF	2,500	253	0	253	2,247	89.9%	2,500	-
Total Operational Services		14,175,627	10,405,106	411,575	10,816,680	3,358,947	23.7%	14,342,820	(167,193)
TOTAL SUPPORT SERVICES		27,989,938	20,037,716	3,928,481	23,966,197	4,023,741	14.4%	28,253,814	(263,876)
Community Services									
3710	FUNCTION 3710-NONPUBLIC SCHOOL	96,550	0	0	0	96,550	100.0%	96,550	0
Non-Programmed Charges									
4100	TUITION PAYMENTS	5,060,899	3,532,516	932,457	4,464,973	595,926	11.8%	4,797,344	263,555
GRAND TOTAL		77,438,090	50,681,442	18,033,019	68,714,461	8,723,629	11.3%	77,306,544	131,546
									0.17%

Cost vs Budget Dashboard - data through January 2022

BOE Groups Active & Retired

Self Insured - All Coverages All Enrollees		Claim/Admin. Cost																	
Date	Lives	Net Medical Paid		Rx Paid Claims		Dental Paid Claims		Total Net Paid Claims		Total Fixed Costs		Total Cost		Anthem Renewal		Variance - Total Cost vs BOE Anthem Renewal		Actual/Estimated BOE Anthem Renewal	
		Claims	Cost	Claims	Cost	Claims	Cost	Claims	Cost	Monthly	Annual	Monthly	Annual	Monthly	Annual	Actual	Estimated		
Jul-21	570	\$658,635	\$96,759	\$25,864	\$781,258	\$87,755	\$869,013	\$990,851	(\$121,838)	87.7%									
Aug-21	569	\$608,837	\$193,338	\$34,495	\$836,670	\$87,629	\$924,299	\$990,851	(\$66,552)	93.3%									
Sep-21	568	\$720,316	\$138,730	\$21,194	\$880,239	\$87,503	\$967,742	\$990,851	(\$23,109)	97.7%									
Oct-21	575	\$508,503	\$242,986	\$26,442	\$777,931	\$88,386	\$866,317	\$990,851	(\$124,535)	87.4%									
Nov-21	572	\$502,303	\$211,751	\$31,568	\$745,622	\$88,008	\$833,630	\$990,851	(\$157,221)	84.1%									
Dec-21	574	\$860,615	\$208,410	\$24,041	\$1,093,066	\$88,260	\$1,181,326	\$990,851	\$190,475	119.2%									
Jan-22	522	\$504,532	\$180,337	\$22,765	\$707,634	\$81,702	\$789,335	\$990,851	(\$201,516)	79.7%									
Feb-22																			
Mar-22																			
Apr-22																			
May-22																			
Jun-22																			
YTD	3950	\$4,363,740	\$1,272,311	\$186,369	\$5,822,420	\$609,242	\$6,431,663	\$6,935,958	(\$504,295)	92.7%									



Total fixed costs is taken from segmented Anthem Report 4 dated 3/9/21 plus Network Access Fees of \$190,427
 *BOE monthly budget based on non-weighted Anthem proposal dated 3/9/21

Groton Public Schools
Treehouse - Before/After School Care

At Current Rates		School Year plus full days	Camp	Total
Gross Revenue		550,485	185,625	736,110
Less: Processing/Uncollectible		(60,553)	(18,563)	(79,116)
Net Revenue		489,932	167,063	656,994
Expenses				
Salaries		445,838	140,597	586,435
Employee Taxes/Benefits		80,673	10,756	91,429
Other Expenses		31,250	30,500	61,750
Total Expenses		557,762	181,852	739,614
Net Income/(Loss)		(67,830)	(14,790)	(82,620)

Current Rates	
School Year	
AM only	\$ 40 per week
PM only	\$ 45 per week
AM & PM	\$ 80 per week
Camp*	
GPS student	\$ 175 per week
non-GPS student	\$ 225 per week
* In addition, \$50 registration fee	

At Proposed Rates		School Year plus full days	Camp	Total
Gross Revenue		648,375	208,800	857,175
Less: Processing/Uncollectible		(71,321)	(22,968)	(94,289)
Net Revenue		577,054	185,832	762,886
Expenses				
Salaries		445,838	140,597	586,435
Employee Taxes/Benefits		80,673	10,756	91,429
Other Expenses		31,250	30,500	61,750
Total Expenses		557,762	181,852	739,614
Net Income/(Loss)		19,292	3,980	23,271

Proposed Rates	
School Year	
AM only	\$ 50 per week
PM only	\$ 55 per week
AM & PM	\$ 100 per week
Camp*	
GPS student	\$ 200 per week
non-GPS student	\$ 250 per week
* In addition, \$50 registration fee	

Tuition Rate Comparison Tables

Current Rate Comparison:

Weekly Tuition Comparison

District	Name	Before	After	Both	Annual Reg. Fee
Groton	Tree House	\$40	\$45	\$80	\$50
Ledyard	Right at School	\$65.50*	\$65.50*	\$109*	-
Stonington	COMO Kids	\$52.33**	\$88.37**	\$140.70**	\$100
Waterford	Carelot	-	\$82.50**	-	\$70
Waterford	Before-Care	\$25	-	-	-

*weekly rates calculated by dividing bi-weekly tuition rate by 2

**weekly rates calculated by dividing monthly tuition rate by 4.3

Hourly Tuition Comparison

District	Name	Before	After	Both
Groton	Tree House	\$3.56	\$3.27	\$3.20
Ledyard	Right at School	\$6.55	\$5.24	\$4.84
Stonington	COMO Kids	\$10.47	\$8.84	\$9.38
Waterford	Carelot	-	\$5.50	-
Waterford	Before-Care	\$5.00	-	\$10.50

Proposed Rate Comparison:

Weekly Tuition Breakdown

District	Name	Before	After	Both	Annual Reg. Fee
Groton	Tree House	\$50	\$55	\$100	\$50
Ledyard	Right at School	\$65.50*	\$65.50*	\$109*	-
Stonington	COMO Kids	\$52.33**	\$88.37**	\$140.70**	\$100
Waterford	Carelot	-	\$82.50**	-	\$70
Waterford	Before-Care	\$25	-	-	-

*weekly rates calculated by dividing bi-weekly tuition rate by 2

**weekly rates calculated by dividing monthly tuition rate by 4.3

Hourly Tuition Comparison

District	Name	Before	After	Both
Groton	Tree House	\$4.44	\$4.00	\$4.00
Ledyard	Right at School	\$6.55	\$5.24	\$4.84
Stonington	COMO Kids	\$10.47	\$8.84	\$9.38
Waterford	Carelot	-	\$5.50	-
Waterford	Before-Care	\$5.00	-	\$10.50

Price Comparisons, Regional Afterschool Programs

Groton Public Schools, Tree House

- 6:30am – 8:45am
- 3:15pm – 6:00pm
- \$40/week – before school care
- \$45/week – afterschool care
- \$80/week – both
- \$50 annual registration fee

Ledyard Public Schools, Right at School

- 6:30am – 8:25am
- 3:25pm - 6:00pm
- \$131/bi-weekly – before school care
- \$131/bi-weekly – afterschool care
- \$218/bi-weekly – both

Stonington Public Schools, Stonington COMO Kids

- 7:00am – Bus pick-up
- Bus drop-off – 6:00pm
- \$255/month – before school care
- \$380/month – afterschool care
- No combined before-and-afterschool rate
- \$100 annual registration fee

Waterford Public Schools, Carelot Clubhouse

- 3:00pm – 6:00pm
- \$355/month – afterschool care
- \$70 annual registration fee

Waterford Public Schools, Before-Care Program

- Provided by the Waterford Board of Education
- 7:30am-8:20am
- \$25/week – before school care

CAPITAL IMPROVEMENT PROGRAM PROJECT DETAIL								
PROJECT			ACTIVITY/DEPARTMENT					
A) FITCH HIGH SCHOOL ATHLETIC FACILITIES			5) EDUCATION					
DESCRIPTION/PURPOSE/JUSTIFICATION								
<p>In addition to the regular use of the football field by the football team, the field is also used by the Groton Public Schools lacrosse and soccer teams, as well as physical education classes. Because the playing field no longer drains properly, it is in need of upgrading. It will be necessary to regrade and recrown the field and sod the entire surface.</p> <p>The addition of an irrigation system while work is performed will greatly enhance the continued maintenance by providing timed watering while also improving on the efficiency/cost of water usage.</p> <p>Requested for FYE 23 are funds (\$215,000) to sod and recrown the field and funds (\$28,750) for irrigation.</p>								
RECOMMENDED FINANCING (000)								
	Source of Funds*	Estimated Funding by Year						Total Estimated Cost
		FYE2023	FYE2024	FYE2025	FYE2026	FYE2027	FYE2028	
A. Planning and Engineering								0
B. Land and Right of Way								0
C. Construction	C	244						244
D. Equipment								0
E. Other Costs								0
Total	C	244	0	0	0	0	0	244
<p>*Funding (C) Capital Reserve Fund (G) General Obligation Bonds (O) Other</p>								

**CAPITAL IMPROVEMENT PROGRAM
PROJECT DETAIL**

PROJECT B) CHARLES BARNUM ELEMENTARY SCHOOL ROOF REPLACEMENT	ACTIVITY/DEPARTMENT 5) EDUCATION
---	--

DESCRIPTION/PURPOSE/JUSTIFICATION

The Board of Education plans to keep Charles Barnum Elementary School open for many years to come. As of 2021, that building will be the only school in the district that is older than 14 years. The roof on the building is beyond its 20-year life expectancy.

Requested for FYE 23 are funds (\$1,000,000) for roof replacement.

RECOMMENDED FINANCING (000)

	Source of Funds*	Estimated Funding by Year						Total Estimated Cost
		FYE2023	FYE2024	FYE2025	FYE2026	FYE2027	FYE2028	
A. Planning and Engineering								0
B. Land and Right of Way								0
C. Construction	C	1000						1000
D. Equipment								0
E. Other Costs								0
Total	C	1000	0	0	0	0	0	1000

*Funding (C) Capital Reserve Fund (G) General Obligation Bonds
(O) Other

**CAPITAL IMPROVEMENT PROGRAM
PROJECT DETAIL**

PROJECT	ACTIVITY/DEPARTMENT
E) FITCH HIGH SCHOOL CULINARY ARTS	5) EDUCATION

DESCRIPTION/PURPOSE/JUSTIFICATION

With the Groton Public Schools' focus on college and career readiness, we are expanding our Careers Pathway program to ensure our students are workforce ready. A very popular career pathway for our students is the Culinary Arts Program. The program fills to capacity and many students are turned away. There is a need for a more robust culinary arts program that can service more of our students and ready them for entry level jobs in the restaurant industry. This would require upgrading of the current cooking/cleaning stations to more commercial grade equipment.

Requested for FYE 23 are funds (\$70,000) for plans and specifications for the renovation of two culinary classrooms and a 2,000 sq. ft. storage room.

Programmed for FYE 24 are funds estimated at (\$600,000) for the construction and equipment to complete the project.

RECOMMENDED FINANCING (000)

	Source of Funds*	Estimated Funding by Year						Total Estimated Cost
		FYE2023	FYE2024	FYE2025	FYE2026	FYE2027	FYE2028	
A. Planning and Engineering	C	70						70
B. Land and Right of Way								0
C. Construction			400					400
D. Equipment			200					200
E. Other Costs								0
Total	C	70	600	0	0	0	0	670

*Funding (C) Capital Reserve Fund (G) General Obligation Bonds (O) Other

Students

Students with Special Health Care Needs

Accommodating Students with Special Dietary Needs (Food Allergy Management)

The Groton Public Schools recognize that food allergies, glycogen storage disease and diabetes may be life threatening. For this reason, the focus of the Groton Public Schools' Food Allergy Management Plan shall be prevention, education, awareness, communication, and emergency response. The management plan shall strike a balance between the health, social normalcy, and safety needs of the individual student with life threatening food allergies and the education, health, and safety needs of all students. The Food Allergy Management Plan shall be the basis for the development of the procedural guidelines that will be implemented at the school level and provide for consistency across all schools within the District.

The goals for the Districtwide Plan include:

1. To maintain the health and protect the safety of children who have life-threatening food allergies in ways that are developmentally appropriate, promote self-advocacy and competence in self-care, and provide appropriate educational opportunities.
2. To ensure that interventions and individual health care plans for students with life-threatening food allergies are based on medically accurate information and evidence-based practices.
3. To define a formal process for identifying, managing, and ensuring continuity of care for students with life-threatening food allergies across all transitions. (Pre-K-Grade 12)

~~It is~~ The policy of the Groton Board of Education (Board) is to follow the guidelines developed and promulgated by the Connecticut Department of Public Health and Department of Education for students within the District with life-threatening food allergies and glycogen storage disease. Such guidelines include

(1) education and training for school personnel by the school nurse on the management of students with life-threatening food allergies and glycogen storage disease, including training related to the administration of medication with a cartridge injector and the provision of food or dietary supplements, (2) procedures for responding to life threatening allergic reactions to food, (3) a process for the development of individualized health care and food allergy action plans for every student with a life-threatening food allergy, and (4) a process for the development of individualized health care and glycogen storage disease action plans for every student with glycogen storage disease and such plan shall include, but not be limited to, the provision of food or dietary supplements by the school nurse or by any school employee approved by the school nurse, to a student with glycogen storage disease, provided such plan does not prohibit a parent/guardian or a person they so designate, to provide food or dietary supplements on school grounds during the school day, and (5) protocols to prevent exposure to food allergens.

~~It is the Board's expectation~~ The expectation of the Board is that specific building-based guidelines/actions will take into account the health needs and well-being of all children without discrimination or isolation of any child. ~~It is~~ ~~The Board's belief~~ The Board believes that education and open and informative communication are vital for the creation of an environment with reduced risks for all students and their families. ~~In order~~ To assist children with life-threatening allergies to assume more individual responsibility for maintaining their safety as they grow, ~~it is~~ the

Students with Special Health Care Needs – cont.

policy of the Board provides ~~that~~ guidelines that shift as children advance through the primary grades and through secondary school.

1. Identifying Students with Life-Threatening Food Allergies, Diabetes, and/or Glycogen Storage Disease

Early identification of students with life-threatening food allergies, diabetes and/or glycogen storage disease (GSD) is important. The District therefore encourages parents/guardians of students and adult students with life-threatening food allergies to notify the school of the allergy, providing as much medical documentation about the extent and nature of the food allergy as is known, as well as any known effective treatment for the allergy. The District also encourages parents/guardians of students and adult students with GSD and diabetes to notify the school of the disease, providing as much medical documentation about the type of GSD or diabetes, nature of the disease, and current treatment of the student.

Students with life-threatening food allergies and diabetes are often students with disabilities and should be referred to a Section 504 team, which will make a final determination concerning the student's eligibility for services under Section 504. The Section 504 team may determine that the only services needed are in the student's Individualized Health Care Plan (IHCP) and/or Emergency Care Plan (ECP); in that case, the IHCP and/or ECP will also serve as the student's Section 504 plan. The Section 504 team will also ensure that parents receive appropriate notice and are informed of their rights under Section 504, including their right to request an impartial hearing if they disagree with the provisions in the Section 504 plan.

Students with GSD and less severe food allergies should be referred to a Section 504 team if there is reason to believe that the student's GSD or food allergy substantially limits a major life activity. To determine whether a food allergy is severe enough to substantially limit a major life activity, the team should consider the impact on the student when the student has been exposed to the allergen and has not yet received treatment.

Major life activities include, but are not limited to:

1. Caring for oneself, performing manual tasks, seeing, hearing, eating, sleeping, walking, standing, sitting, reaching, lifting, bending, speaking, breathing, learning, reading, concentrating, thinking, communicating, interacting with others, and working; and 2.
2. The operation of a major bodily function, including functions of the immune system, special sense organs and skin; normal cell growth; and digestive, genitourinary, bowel, bladder, neurological, brain, respiratory, circulatory, cardiovascular, endocrine, hemic, lymphatic, musculoskeletal, and reproductive functions. The operation of a major bodily function includes the operation of an individual organ within a body system.

II. Individualized Health Care Plans and Emergency Care Plans

1. If the District obtains medical documentation that a student has a life-threatening food allergy, GSD, or diabetes, the District shall develop an (IHCP) for the student. Each IHCP should contain information relevant to the student's participation in school activities.
2. The IHCP shall be developed by a group of individuals, which shall include the parents, the adult student, if applicable, and appropriate school personnel. Such personnel may include, but are not limited

to, the school nurse, school administrator(s), classroom teacher(s) and the student, if appropriate. The school may also consult with the school's medical advisor and food services administrator, as needed.

3. IHCPs are developed for students with special health needs or whose health needs require daily interventions. The IHCP describes how to meet the student's health and safety needs within the school environment and should address the student's needs across school settings. Information to be contained in an IHCP should include a description of the functional health issues (diagnoses); student objectives for promoting self-care and age appropriate independence; and the responsibilities of parents, school nurse and other school personnel. The IHCP may also include strategies to minimize the allergic student's risk for exposure. For the student with life-threatening food allergies, GSD, or diabetes, the IHCP may include strategies designed to ameliorate risks associated with such disease and support the student's participation in the classroom. IHCPs for such students may include such considerations:
 1. classroom environment, including allergy free considerations, or allowing the student with GSD or diabetes to have food/dietary supplements when needed;
 2. cafeteria safety;
 2. participation in school nutrition programs;
 3. snacks
 4. hand-washing;
 5. location of emergency medication;
 6. who will provide emergency and routine care in school;
 7. risk management during lunch and recess times;
 8. special events;
 9. field trips, fire drills and lockdowns;
 10. extracurricular activities;
 11. school transportation;
 12. the provision of food or dietary supplements by the school nurse, or any school employee approved by the school nurse;
 13. staff notification, including substitutes, and training; and
 14. transitions to new classrooms, grades and/or buildings.
4. The IHCP should be reviewed annually, or whenever there is a change in the student's ECP, changes in self-monitoring and self-care abilities of the student, or following an emergency event requiring the administration of medication or the implementation of other emergency protocols.
5. For a student with a life-threatening food allergy, GSD, or diabetes, the IHCP shall not prohibit a parent or guardian, or a person designated by such parent or guardian, to provide food or dietary supplements to a student with a life -threatening food allergy, GSD, or diabetes on school grounds during the school day.
6. In addition to the IHCP, the District shall also develop an ECP for each student identified as having a life-threatening food allergy. The ECP is part of the IHCP and describes the specific directions about what to do in a medical emergency. For the student with a life-threatening food allergy, the ECP should include the following information:
 1. The student's name and other identifying information, such as date of birth, grade and photo;
 2. The student's specific allergy;
 3. The student's signs and symptoms of an allergic reaction;
 4. The medication, if any, or other treatment to be administered in the event of exposure;
 5. The location and storage of the medication;
 6. Who will administer the medication (including self-administration options, as appropriate);
 7. Other emergency procedures, such as calling 911, contacting the school nurse, and/or calling the parents or physician;

8. Recommendations for what to do if the student continues to experience symptoms after the administration of medication; and
 9. Emergency contact information for the parents/family and medical provider.
7. In addition to the IHCP, the District shall also develop an ECP for each student identified as having GSD and/or diabetes. The ECP is part of the IHCP and describes the specific directions about what to do in a medical emergency. For the student with GSD or diabetes, the ECP should include the following information, as may be appropriate:
1. The student's name and other identifying information, such as date of birth, grade and photo;
 2. Information about the disease or disease specific information (i.e. type of GSD or diabetes);
 3. The student's signs and symptoms of an adverse reaction (such as hypoglycemia); d. The medication, if any, or other treatment to be administered in the event of an adverse reaction or emergency (i.e. Glucagon or insulin)
 4. The location and storage of the medication;
 5. Who will administer the medication (including self-administration options, as appropriate);
 6. Other emergency procedures, such as calling 911, contacting the school nurse, and/or calling the parents or physician;
 8. Recommendations for what to do if the student continues to experience symptoms after the administration of medication; and
 9. Emergency contact information for the parents/family and medical provider. Food Allergy/Asthma/Diabetes Management Plan 5141.25 4
10. In developing the ECP, the school nurse should obtain current medical documentation from the parents/family and the student's health care provider, including the student's emergency plan and proper medication orders. If needed, the school nurse or other appropriate school personnel, should obtain consent to consult directly with the student's health care providers to clarify medical needs, emergency medical protocol and medication orders.
11. A student identified as having a life-threatening food allergy, GSD, or diabetes is entitled to an IHCP and an ECP, regardless of his/her status as a student with a disability, as that term is understood under Section 504 of the Rehabilitation Act of 1973 ("Section 504"), or the Individuals with Disabilities Education Act ("IDEA").
12. The District shall ensure that the information contained in the IHCP and ECP is distributed to any school personnel responsible for implementing any provisions of the IHCP and/or ECP, and that any procedures in the IHCP and/or ECP comply with the District's policies and procedures regarding the administration of medications to students.
13. When making eligibility determinations under Section 504 and/or the IDEA, schools must consider the student's needs on an individualized, case-by-case basis.

III. Training/Education

1. The District shall provide appropriate education and training for school personnel regarding the management of students with life-threatening food allergies, GSD and diabetes. Such training may include an overview of life-threatening food allergies, GSD and diabetes; prevention strategies; IHCPs and ECPs; and food safety and sanitation. Training shall also include, as appropriate for each school (and depending on the specific needs of the individual students at the school), training in the administration of medication with cartridge injectors (i.e. epi-pens), and/or the specific preventative strategies to minimize the risk of exposure to life-threatening allergens and prevent adverse reactions in students with GSD and diabetes (such as the provision of food or dietary supplements for students).

School personnel will also be educated on how to recognize symptoms of allergic reactions and/or symptoms of low blood sugar, as seen with GSD and diabetes, and what to do in the event of an emergency. Staff training and education will be coordinated by the School Nurse. Any such training regarding the administration of medication shall be done accordance with state law and Board policy.

2. Each school within the district shall also provide age-appropriate information to students about food allergies, GSD and diabetes, how to recognize symptoms of an allergic reaction and/or low blood sugar emergency and the importance of adhering to the school's policies regarding food and/or snacks.

IV. Prevention

Each school within the district will develop appropriate practices to minimize the risk of exposure to life-threatening allergens, as well as the risks associated with GSD and diabetes. Practices that may be considered may include, but are not limited to:

1. Encouraging hand washing;
2. Discouraging students from swapping food at lunch or other snack/meal times;
3. Encouraging the use of non-food items as incentives, rewards or in connection with celebrations;
4. Training staff in recognizing symptoms of anaphylaxis and hypoglycemia; and
5. Planning for school emergencies, to include consideration of the need to access medication, food and/or dietary supplements.

V. Communication

1. As described above, the school nurse shall be responsible for coordinating the communication among parents, a student's individual health care provider and the school regarding a student's life-threatening allergic condition, GSD and/or diabetes. School staff responsible for implementing a student's IHCP will be notified of their responsibilities and provided with appropriate information as to how to minimize risk of exposure and/or alterations in blood sugar levels and how to respond in the event of such an emergency.
2. Each school will ensure that there are appropriate communication systems available within each school (i.e. telephones, cell phones, walkie-talkies) and for off-site activities (i.e. field trips) to ensure that school personnel are able to effectively respond in case of emergency.
3. The district shall develop standard letters to be sent home to parents, whenever appropriate, to alert them to food restrictions within their student's classroom or school.
4. All district staff are expected to follow district policy and/or federal and state law regarding the confidentiality of student information, including medical information about the student.
5. The district shall make the Management Plan and Guidelines for Students with Food Allergies, Glycogen Storage Disease and/or Diabetes available on the Board's website or the website of each school under the Board's jurisdiction.
6. The district shall provide annual notice to parents and guardians regarding the Management Plan and Guidelines for Students with Food Allergies, Glycogen Storage Disease and/or Diabetes. Such notice shall be provided in conjunction with the annual written statement provided to parents and guardians regarding pesticide applications in the schools.

Legal Reference:

Connecticut General Statutes

Conn. Gen. Stat. § 10-212c Life-threatening food allergies and Glycogen Storage Disease: Guidelines; district plans

Conn. Gen. Stat. § 19a-900 Use of cartridge injectors by staff members of before or after school program, day camp or day care facility.

10-15b Access of parent or guardian to student's records.

10-154a Professional communications between teacher or nurse and student. 10-207 Duties of medical advisors.
10-212a Administrations of medications in schools
10-212a(d) Administration of medications in schools by a paraprofessional
10-220i Transportation of students carrying cartridge injectors
52-557b Good Samaritan Law. Immunity from liability for emergency medical assistance, first aid or medication by injection
PA 05-104 An Act Concerning Food Allergies and the Prevention of Life- Threatening Incidents in Schools
PA 05-144 and 05-272 An Act Concerning the Emergency Use of Cartridge Injectors
The Regulations of Connecticut State Agencies section 10-212a through 10-212a-7
Federal Legislation
Section 504 of the Rehabilitation Act of 1973 (29 U.S.C. 794 § 504; 34 C.F.R. § 104 et seq.)
Americans with Disabilities Act (ADA) of 1990 (42 U.S.C. §12101 et seq.; 29C.F.R. §1630 et seq.
The Family Education Rights and Privacy Act of 1974 (FERPA)
The Individuals with Disabilities Education Act of 1976 (IDEA) (20 U.S.C. § 1400 et seq.); 34 C.F.R. § 300 et seq.
FCS Instruction 783-2, Revision 2, Meal substitution for medical or other special dietary reasons.

Policy adopted: July 10, 2006
Revised:

GROTON PUBLIC SCHOOLS
Groton, Connecticut

GROTON PUBLIC SCHOOLS

SCHOOL-SPONSORED FIELD TRIP REQUEST FORM

(Itinerary must be attached to this form.)

Request must be submitted prior to field trip according to the following timeline:
Local - 1 month in advance Out-of-State - 2 months in advance Out-of-Country - 8 months in advance

Name (Trip Sponsor) Lvette Morales School Fitch High School Sponsor's # While on Trip 860 938.1665
Department World Language Dept. Head Signature [Signature]
Class Spanish # of Students 69 4 adults

Trip Rationale: (If necessary, give further explanation on back of this request form.)
Reasons/Value of Trip: opportunity for students to be in an authentic setting & practice language
Curriculum Goals: to expose students to authentic environment & to do oral practice
Pre-trip activities: practice "dialogues" in Spanish with classmates
Activities: Set up authentic scenario for students to practice
Follow-up activities: in target language

Date(s) of Trip 6/30/22 - 7/11/22 Destination Spain / Portugal
Departure Time TBD Arrival Time Back at School TBD

Is a Substitute Required? [] Yes [X] No If yes, how many: _____

Insurance Arrangements (not necessary if using our school bus company): _____

Chaperones:
Names of teachers/staff members (List trip's sponsor first) Lvette Morales
Additional Chaperones TBD

Transportation: [] School Bus [] Commercial Bus [X] Train [] Plane [X] Car [] Other Possible train or car travel

Transportation Cost: \$ _____ Lodging: [] Hotel/Motel [] Private Home(s) [] Other _____

Cost per Teacher/Chaperone: \$ 4810 Cost per Student: \$ 4210

Are Fundraising Activities Planned?: [] Yes [] No If yes, please describe: _____

Trip Sponsor's Signature [Signature] Date 3/16/22

PRINCIPAL APPROVAL: [X] Yes [] No [Signature] 3/17/22
Principal's Signature Date

SUPERINTENDENT APPROVAL: [] Yes [] No _____
(For out-of-state trips or one missed school day) Superintendent's Signature Date

DATE OF BOARD OF EDUCATION APPROVAL: _____
(For out-of-country trips or two or more missed school days)

* Refer to Board Policy 6153 for Complete Details Regarding School-sponsored Trips *

GROTON PUBLIC SCHOOLS

SCHOOL-SPONSORED FIELD TRIP REQUEST FORM

(Itinerary must be attached to this form.)

Request must be submitted prior to field trip according to the following timeline:
Local - 1 month in advance Out-of-State - 2 months in advance Out-of-Country - 8 months in advance

Name (Trip Sponsor) Laurel Holubecki Educational Tours School Fitch High School Sponsor's # While on Trip 860-908-3394 ->
Department Club: Travel Club Dept. Head Signature
Class All classes # of Students TBD

Trip Rationale: (If necessary, give further explanation on back of this request form.)

- Reasons/Value of Trip: Students will gain historical & cultural perspective of
Curriculum Goals: student can earn college credit/high school credit ->
Pre-trip activities: Student will meet in the travel club monthly
Activities: Tours of capital cities, sightseeing of major landmarks.
Follow-up activities: activities leading up to trip, project after trip

Date(s) of Trip July 10th - 21st, 2023 Destination London, Paris, Rome

Departure Time Arrival Time Back at School N/A

Is a Substitute Required? [] Yes [X] No If yes, how many.

Insurance Arrangements (not necessary if using our school bus company): N/A

Chaperones:

- Names of teachers/staff members (List trip's sponsor first) Laurel Holubecki
Additional Chaperones for every 6 students I'll need an additional staff member - adult/parent. i.e. Jacob Jones, Allison Harvey

Transportation: [] School Bus [] Commercial Bus [] Train [X] Plane [] Car [] Other

Transportation Cost: \$ N/A Lodging: [] Hotel/Motel [] Private Home(s) [] Other

Free for every 6 students. Cost per Teacher/Chaperone: \$ or reduced price Cost per Student: \$ 4,330 (265/month)

Are Fundraising Activities Planned?: [X] Yes [] No If yes, please describe: Student can do a go fund me through educational tours.

Trip Sponsor's Signature Laurel Holubecki Date 3/16/22

PRINCIPAL APPROVAL: [X] Yes [] No Principal's Signature Date 3/15/22
SUPERINTENDENT APPROVAL: [] Yes [] No Superintendent's Signature Date
TE OF BOARD OF EDUCATION APPROVAL: (For out-of-country trips or two or more missed school days)

* Refer to Board Policy 6153 for Complete Details Regarding School-sponsored Trips *

GROTON PUBLIC SCHOOLS

SCHOOL-SPONSORED FIELD TRIP REQUEST FORM

(Itinerary must be attached to this form.)

Request must be submitted prior to field trip according to the following timeline:
Local - 1 month in advance Out-of-State - 2 months in advance Out-of-Country - 8 months in advance

Name (Trip Sponsor) Andrea Shabazian School Fitch High School Sponsor's # While on Trip (860) 816-1757
Department MUSIC Dept. Head Signature Kelly W...
Class Marching Band, Concert Band, Jazz Band, Chorus, Orchestra, Percussion # of Students ~80

Trip Rationale: (If necessary, give further explanation on back of this request form.)

see form

- Reasons/Value of Trip:
Curriculum Goals:
Pre-trip activities:
Activities:
Follow-up activities:

Date(s) of Trip March 22 - 27, 2023 Destination Honolulu, Hawaii

Departure Time Arrival Time Back at School

Is a Substitute Required? [X] Yes [] No If yes, how many: 2

Insurance Arrangements (not necessary if using our school bus company): Through Worldstrides

- Chaperones:
Names of teachers/staff members (List trip's sponsor first) Andrea Shabazian, TBA
Additional Chaperones TBA (need 6-10)

Transportation: [] School Bus [X] Commercial Bus [] Train [X] Plane [] Car [X] Other

Transportation Cost: \$ ~2,000 Lodging: [X] Hotel/Motel [] Private Home(s) [] Other

Cost per Teacher/Chaperone: \$ ~1,700 Cost per Student: \$ 2,964 (estimated cost, final price backed 6 months out)

Are Fundraising Activities Planned?: [X] Yes [] No If yes, please describe: see attached

Trip Sponsor's Signature [Signature] Date March 22, 2022

PRINCIPAL APPROVAL: [X] Yes [] No [Signature] 3/23/22
SUPERINTENDENT APPROVAL: [] Yes [] No [Signature]
TE OF BOARD OF EDUCATION APPROVAL: [Signature]

* Refer to Board Policy 6153 for Complete Details Regarding School-sponsored Trips *