


Intrado School Messenger List Subscription


Delphos City Schools are moving to a new messaging alert system called School Messenger. The current system Ohioalerts.org will cease operations on June 30th. To receive SMS alerts from the school you must opt in by texting Y to 67587 if you have not done so already. The process to subscribe to different alert lists for athletics and extracurricular is detailed in this document. To get started click the link below and then click on sign up now under first time user.


<https://asp.schoolmessenger.com/delphoscityschoools/subscriber/>


Create a New Account English


Please complete this form to create your account. A confirmation code will be sent to activate your new account so a valid email address is required. Your password must be at least 5 characters long and cannot be similar to your first name, last name, or email address.


First Name 

Last Name 

Account Email 

Confirm Email 

Password 


Confirm Password 

Terms Of Service **Reliance Communications, Inc. Terms of Service**

1. Product. This agreement covers the Reliance Communications, Inc. Subscriber Self-Signup portal, an online communications application, and any new features that augment or enhance the current communications application. Reliance Communications, Inc. may update the content, functionality, and user interface of the Service from time to time in its sole discretion and in accordance with this Agreement.

2. Terms of Service. User acknowledges and agrees to the following terms of service. In addition, User agrees that unless explicitly stated otherwise, any new features that augment or enhance the Service will be subject to this Agreement.

2.1. Email And Notices. User agrees to provide Reliance Communications, Inc. with User's e-mail address, to promptly provide Reliance Communications, Inc. with any changes to User's e-mail address, and to accept emails (or other electronic communications) from Reliance

Accept Terms 

Fill in the account information to register for an account. You will need to be able to access the email address you enter to get the verification code. Once you create a new account you will see the account activation screen. Paste the confirmation code you received in your email and enter the password you created to move on.

Activate Account


should have received an email containing a confirmation code. Please enter it below along with your password.

Confirmation Code:

Password:

[Return to Sign In](#)

Leave boxes checked for categories you would like to receive alerts for. General will include school delay and cancellation information along with general district wide information. When finished with your selections click save. You can change these selections at any time by logging back into your account.

 In addition to Emergency notifications, I would like to receive the following types of announcements

- Attendance (Attendance)
- General (General Announcements)
- Survey (Surveys)
- HS Football (HS Football information)
- Athletics and Extracurricular (Athletic and Extracurricular alerts)
- HS Soccer (HS Soccer alerts)
- HS Volleyball (HS Volleyball alerts)
- HS Boys Basketball (HS Boys Basketball alerts)
- HS Girls Basketball (HS Girls Basketball alerts)
- HS Wrestling (HS Wrestling alerts)
- HS Baseball (HS Baseball alerts)
- HS Softball (HS Softball alerts)
- HS Track (HS Track alerts)
- Junior High Girls Bball (Junior High Girls Bball alerts)
- Junior High Boys Bball (Junior High Boys Bball)
- DJHS Student Council (DJHS Student Council alerts)
- Fellowship of Christian Athletes (Fellowship of Christian Athletes alerts)
- Athletic Boosters (Athletic Boosters alerts)
- Choir (Choir alerts)
- Show Choir (Show Choir alerts)
- Band (Band alerts)
- Junior High Track (Junior High Track alerts)

Language English
 Español

Save

Cancel

After selecting the lists you would like to subscribe to click add more under contacts.

Notification Preferences

Contacts

Contact Information	Type	Status
mclark@delphoscitieschools.org	Email	Active

Add More

Select the bubble for SMS Text and click next.

Add Contact Information

Progress

- Select Type
- Enter Contact Info
- Activate

Type Phone Call
 Phone Call and SMS Text
 SMS Text
 Email

Cancel **Next**

Enter your cell phone number and click next.

Add Contact Information

Progress

- Select Type
- Enter Contact Info
- Activate

Phone

Previous **Cancel** **Next**

Follow the steps on the activation screen to complete the process.

If you have any issues or questions you can email mclark@delphoscitieschools.org