



# COVID-19 Precautionary Measures Protocol

## Social Distancing and Minimizing Exposure

IC is taking necessary actions to help lower the risk of COVID-19 exposure on its campus.

This guide helps students and their families, as well as teachers and staff understand the health practices.

### Set-up


- Arrivals and dismissals of students are closely monitored to discourage gatherings and to ensure that students proceed immediately to their classes when dropped off or picked up.
- Spaces are marked 1 meter apart on the floors, including in restrooms, indicating to students where they should stand when in line or during other gatherings.



# Social Distancing and Minimizing Exposure

## Wear

Wear a clean mask at all times.



## Wash

Wash your hands frequently for 20 seconds.



## Wave

Say hi to your friends by waving to them from a distance.



- Signs that indicate the maximum number of people allowed at one time are at the entrances of bathrooms and elevators. Both areas are closely supervised.
- Directional signs, clearly indicating pedestrian movement, are placed in the hallways and on staircases to reduce the chance of face-to-face encounters.
- Students are instructed and encouraged to greet each other by waving rather than with handshakes and hugs.
- Plexi-glass partitions are installed in reception and high traffic areas.
- Drinking fountains are disabled. Each student must bring his/her marked bottle.

# Social Distancing and Minimizing Exposure



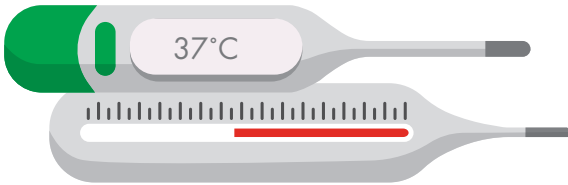
## Activities

- PE will be restricted to outdoor activities. **No contact sport** will be practiced. During the session, masks must be removed and social distancing of 2.5 meters should be observed.

## Sharing items

- Students are asked not to share personal items, food, and school supplies.
- Students are asked to keep their items in individually labeled containers.
- If/when a school book or item is taken home, it should be disinfected before it is returned.

## Meetings and Visits



## Face Coverings



- All visitors' temperatures are being taken. Anyone with a temperature of 37.5°C or above is not admitted to the campus.

There is growing evidence that wearing face coverings help reduce the spread of COVID-19. Students are reminded frequently not to touch their face coverings and to wash their hands.

- Preschool students are required to wear face shields inside school buildings (including in restrooms), and on school grounds.
- Elementary, Middle and Secondary school students are required to wear masks at all times inside school buildings (including in restrooms), and on school grounds.
- Students must not wear triangular-shaped masks nor masks with exhalation valves.
  - \* Students must not wear cloth masks but surgical masks.
  - \* IC does not provide masks nor face shields. It is the responsibility of parents to equip their children with the necessary face coverings.



Hand Sanitizer



Tissue

# Cleaning and Hygiene

Washing hands with soap for 20 seconds or using hand sanitizer reduces the spread of the disease.

Every student from elementary through secondary schools should have with him/her at all times a hand sanitizer and a small paper tissue box.

## Handwashing

- Handwashing awareness stickers are prominent in all washrooms and restrooms.
- Hand sanitizers are provided at building entrances and exits, and in classrooms.
- Handwashing during key times is encouraged throughout the school day:
  - before entering the classroom
  - before and after eating
  - after using the toilet
  - after blowing the nose
  - after coughing or sneezing
  - after touching objects that have been handled by other individuals.



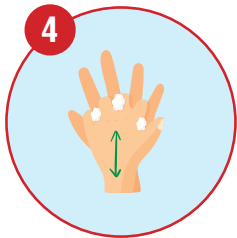
Water & Soap



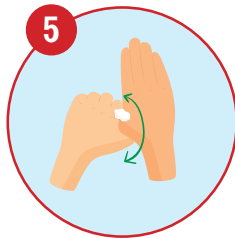
Palm to Palm



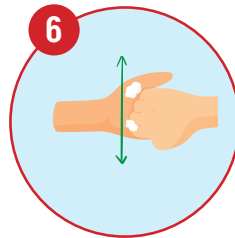
Back of Hands



Between Fingers



Focus on Thumbs



Back of Fingers



Nails & Fingertips



Rinse Hands



- Preschool students are instructed to sneeze into their elbows or to cover their mouths and noses with tissues - and immediately discard the tissues in the trash. Hands must be washed with soap and water for at least 20 seconds or the time it takes to sing Happy Birthday twice.

## Cleaning and Hygiene



## Cleaning and Disinfecting

- School personnel are frequently cleaning and disinfecting high-touch surfaces (door handles, stair railings, faucet handles, toilet handles, light switches, desks and chairs, art supplies, physical education equipment, toys and games), especially after activities. In addition, they are cleaning and disinfecting the entire school premises several times a day.
- Classroom material is being disinfected between uses.
- Classrooms and high circulation areas are fogged everyday.
- Low circulation areas and offices are fogged once a week.

# Monitoring for Symptoms



## Symptoms Screening

- Thermal imaging cameras and digital thermometers for daily temperature screenings are in place at the entrances to the campuses.
- Fever is determined by a measured temperature of 37.5°C or greater.
- Students should not be given antipyretic (substances that reduce fever) before coming to school.
- Elementary through secondary school students are encouraged to self-monitor for symptoms such as fever, cough, or shortness of breath. If students develop symptoms during the day, they must notify a teacher or staff member immediately.
- Students are asked to stay home if:
  - ◆ They tested positive or are showing one or more of the following COVID-19 symptoms:
    - Abdominal pain
    - Cough
    - Diarrhea
    - Difficulty in breathing
    - Fever
    - Flu
    - Headache
    - Runny nose
    - Vomiting
    - Sore throat
    - Severe fatigue
  - ◆ They recently had close contact with a person with COVID-19.

# Monitoring for Symptoms

## Handling Suspected Presumptive Cases of COVID-19



- An isolated area, supervised by nurses, is allocated for students who show suspected symptoms such as but not limited to, **having a temperature of 37.5 °C and above** while in school. Parents will be notified and must come to school immediately to take their child home.
- Students with symptoms will be sent to the isolation room until parents/guardians arrive to take their children home. The procedure to follow: isolation, send home, take PCR after 48hours
- If the PCR test results are positive, students should refrain from going back to school until symptoms disappear.
- Parents of students who have tested positive for COVID-19 need to inform the school infirmary and administration in writing.
- If a student tested positive for COVID-19, the administration will report the case to the Ministries of Health and Education and Higher Education.
- Students who tested positive may come back to school without taking a PCR test after a period of 7 days or take a PCR test on the 5th day. If the test result is negative and fever hasn't been reported during the last 24 hours, students may come back to school.



# Monitoring for Symptoms

Stay at Home



- Students who have been in contact with a positive case

## **Fully vaccinated:**

Fully vaccinated (2nd or 3rd dose taken within the last 6 months) or tested positive during the last 3 months may come back to school. Students must keep their face masks on at all times and monitor for symptoms.

## **Unvaccinated:**


Students should quarantine for 5 days and take the PCR test on the 5th day or quarantine for 7 days and come back to school without taking a PCR test.

## **Closing of classes / floor**

A class will be closed for five days in the following cases:

- Three COVID cases are reported within the span of 7 days in the same class or/and
- 50% of the students in the same class have been in close contact with the student who tested positive for COVID-19

A floor of the same building will be closed for five days if two or more classes have been closed due to reported positive COVID cases.



\*Please be aware that processes described in this guide are subject to change in accordance with the guidelines of the Ministries of Health and of Education and Higher Education.