



HAMILTON-WENHAM REGIONAL SCHOOL DISTRICT

Winthrop Elementary School

Thursday, October 24, 2013

7:00 PM

AMENDED

1. Call to Order 7:00
2. Pledge of Allegiance
3. Citizens' Concerns 7:05
4. Chair's Report 7:30
5. New Business 8:15
 - A. Rec Master Plan/Turf Field – Scott Maddern
 - B. School Testing Report – Dr. Bowler
 - C. Review of summer 2013 construction projects Exhibit A
 - D. Review of proposed summer 2014 construction projects Exhibit B
 - E. Motion: Buker & Winthrop MSBA Projects Exhibit C
 - i. Buker Sprinkler System
 - ii. Winthrop H&V System
 - F. Discussion and possible motion regarding returning excess state revenue from FY14
 - G. Discussion of process for appointing member to vacant School Committee Seat
6. Vote to Adjourn 9:30



Annual Report of District and School Performance

MCAS Results

Dr. Celeste Bowler, Assistant Superintendent for Learning
October 24, 2013

Review of MCAS Massachusetts Comprehensive Assessment System

- Reducing proficiency gaps by half by 2017
- Districts and schools receive accountability and assistance levels
- Performance measure is PPI (Progress & Performance Index)
- Results reported for high needs subgroups: low income students, students with disabilities, English Language Learners and Former English Language Learners (FLEPS)

MCAS Test

- Student performance based on Massachusetts Curriculum Frameworks
- Administered in grades 3-8 and grade 10
- English Language Arts (ELA), Mathematics, and Science/Technology/Engineering (grades 5, 8, 10)
- Multiple Choice, Short Answer, Short Response, Open Response
- Reports on individual students' performance, school's performance, and district's performance

PPI: Progress & Performance Index

- Annual PPI: Progress from one year to the next year
- Cumulative PPI (CPI): Trends over time
- 100 point index based on up to 7 Core Indicators:
 - a. ELA, Math, and Science (CPI)
 - b. ELA & Math growth
 - c. Cohort Graduation Rate (HS only)
 - d. Annual Dropout Rate (HS only)
 - e. Extra Credit

MCAS Student Achievement Levels

- Advanced
- Proficient
- Needs Improvement
- Warning/Failing

School & District Accountability Levels

- Level 1: Meeting proficiency & narrowing gap
- Level 2: Not meeting proficiency & not narrowing gap
- Level 3: Lowest performing 20% of schools
- Level 4: Lowest performing schools
- Level 5: Chronically underperforming schools

District Accountability Data

District's Accountability Level: Level 2

- Met Targets for Student Groups:

All students (84)

- Did Not Meet Targets for:

Students with disabilities (56)

High needs (55)

Low income (73)

Elementary Schools' Accountability Data

- Buker: Level 2

Did not meet targets for:

All students (74) High Needs (59)

- Cutler: Level 1

Met all targets

- Winthrop: Level 1

Met all targets

Secondary Schools' Accountability Data

- Miles River: Level 2

Did not meet targets for:

All students (71)

High needs (65)

- HWRHS: Level 1

Met all targets

All Grades Combined

ELA (n=1033)

Advanced 32%

Proficient 52%

Needs Imp. 13%

Warning/F 3%

Math (n= 1036)

Advanced 40%

Proficient 38%

Needs Imp. 15%

Warning/F 6%

District/State Comparisons: Grade 3

District

State

ELA		Math	ELA		Math
Advanced	24%	51%	Advanced	12%	31%
Proficient	52%	34%	Proficient	45%	36%
Needs Imp.	22%	10%	Needs Imp.	36%	22%
Warning/F	2%	4%	Warning/F	8%	11%

n=136 ELA

n=136 Math

District/State Comparisons: Grade 4

District

State

	ELA	Math
Advanced	7%	35%
Proficient	59%	48%
Needs Imp.	30%	15%
Warning/F	4%	2%

	ELA	Math
Advanced	10%	10%
Proficient	43%	34%
Needs Imp.	33%	38%
Warning/F	13%	10%

n=142

District/State Comparisons: Grade 5

District

	ELA	Math
Advanced	27%	45%
Proficient	52%	38%
Needs Imp.	17%	15%
Warning/F	4%	3%

State

	ELA	Math
Advanced	18%	28%
Proficient	47%	33%
Needs Imp.	24%	25%
Warning/F	10%	14%

n=141

District/State Comparisons: Grade 6

District

State

ELA		Math	ELA		Math
Advanced	22%	30%	Advanced	16%	25%
Proficient	63%	46%	Proficient	51%	35%
Needs Imp.	11%	15%	Needs Imp.	23%	24%
Warning/F	4%	9%	Warning/F	10%	15%

n=155

District/State Comparisons: Grade 7

District

State

ELA		Math	ELA		Math
Advanced	26%	21%	Advanced	12%	19%
Proficient	64%	44%	Proficient	59%	33%
Needs Imp.	9%	24%	Needs Imp.	22%	27%
Warning/F	2%	11%	Warning/F	7%	21%

n=140 ELA

n=141 Math

District/State Comparisons: Grade 8

District

State

ELA

Math

ELA

Math

Advanced 35%

20%

Advanced 20%

22%

Proficient 56%

40%

Proficient 58%

32%

Needs Imp. 7%

27%

Needs Imp. 15%

25%

Warning/F 2%

13%

Warning/F 7%

20%

n=147

District/State Comparisons: Grade 10

District

State

ELA

Math

ELA

Math

Advanced 73%

75%

Advanced 45%

55%

Proficient 25%

18%

Proficient 46%

25%

Needs Imp. 1%

5%

Needs Imp. 7%

13%

Warning/F 1%

2%

Warning/F 2%

7%

n=172 ELA

n=174 Math

District/State Comparisons: Grade 5 Science/Technology/Engineering

District

State

Advanced	29%
Proficient	38%
Needs Imp.	31%
Warning/F	2%

Advanced	20%
Proficient	31%
Needs Imp.	36%
Warning/F	12%

n=141

District/State Comparisons: Grade 8 Science/Technology/Engineering

District

Advanced	5%
Proficient	48%
Needs Imp.	36%
Warning/F	10%

State

Advanced	4%
Proficient	35%
Needs Imp.	43%
Warning/F	18%

n=147

District/State Comparisons: Grade 10 Science/Technology/Engineering

District

Advanced	36%
Proficient	57%
Needs Imp.	7%
Warning/F	1%

State

Advanced	26%
Proficient	45%
Needs Imp.	24%
Warning/F	5%

n=167

The Boston Globe

- Buker:

4th grade Math ranked 5th out of 941 schools.

- Cutler:

3rd grade English ranked 9th out of 955 schools.

5th grade Math ranked 24th out of 879 schools.

- Winthrop:

3rd grade Math ranked 21 out of 955 schools.

4th grade Math ranked 16 out of 941 schools.

The Boston Globe

- Miles River:

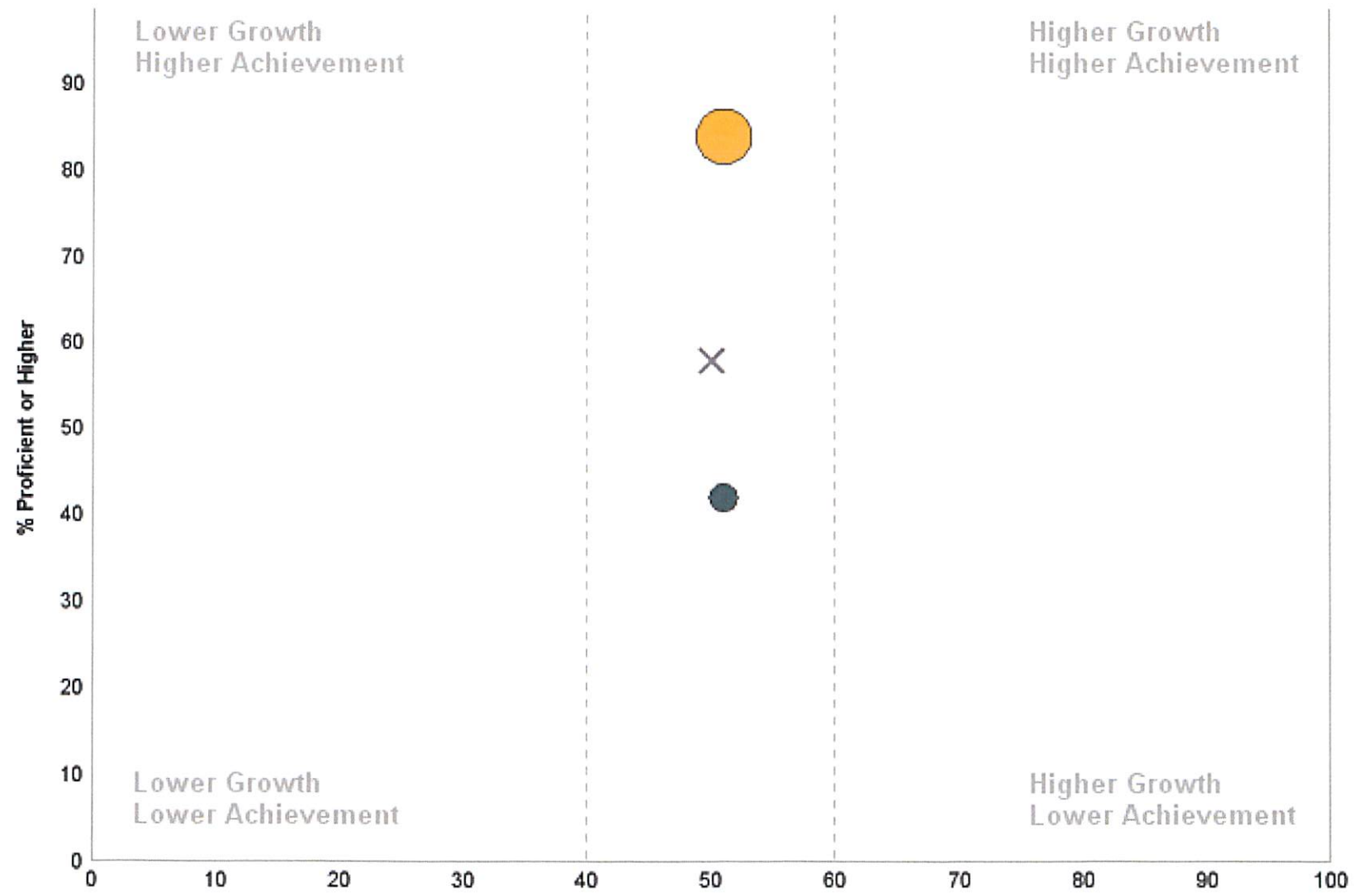
7th grade English ranked 61st out of 468 schools.

- HWRHS:

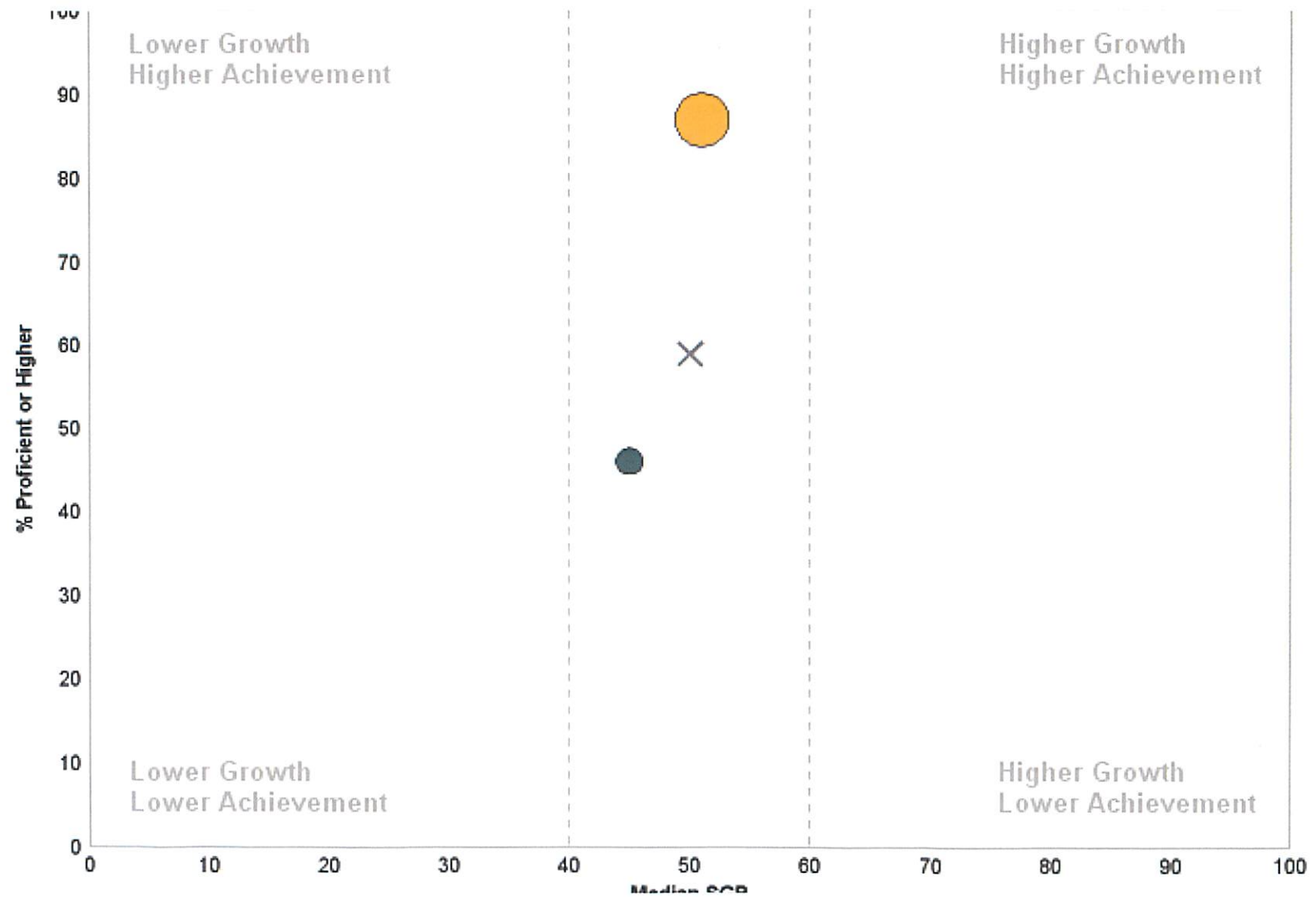
10th grade Science ranked 20th out of 344 schools.

10th grade Math ranked 32nd out of 354 schools.

Student Growth: High Needs, All Grades, Mathematics
Spring, 2011



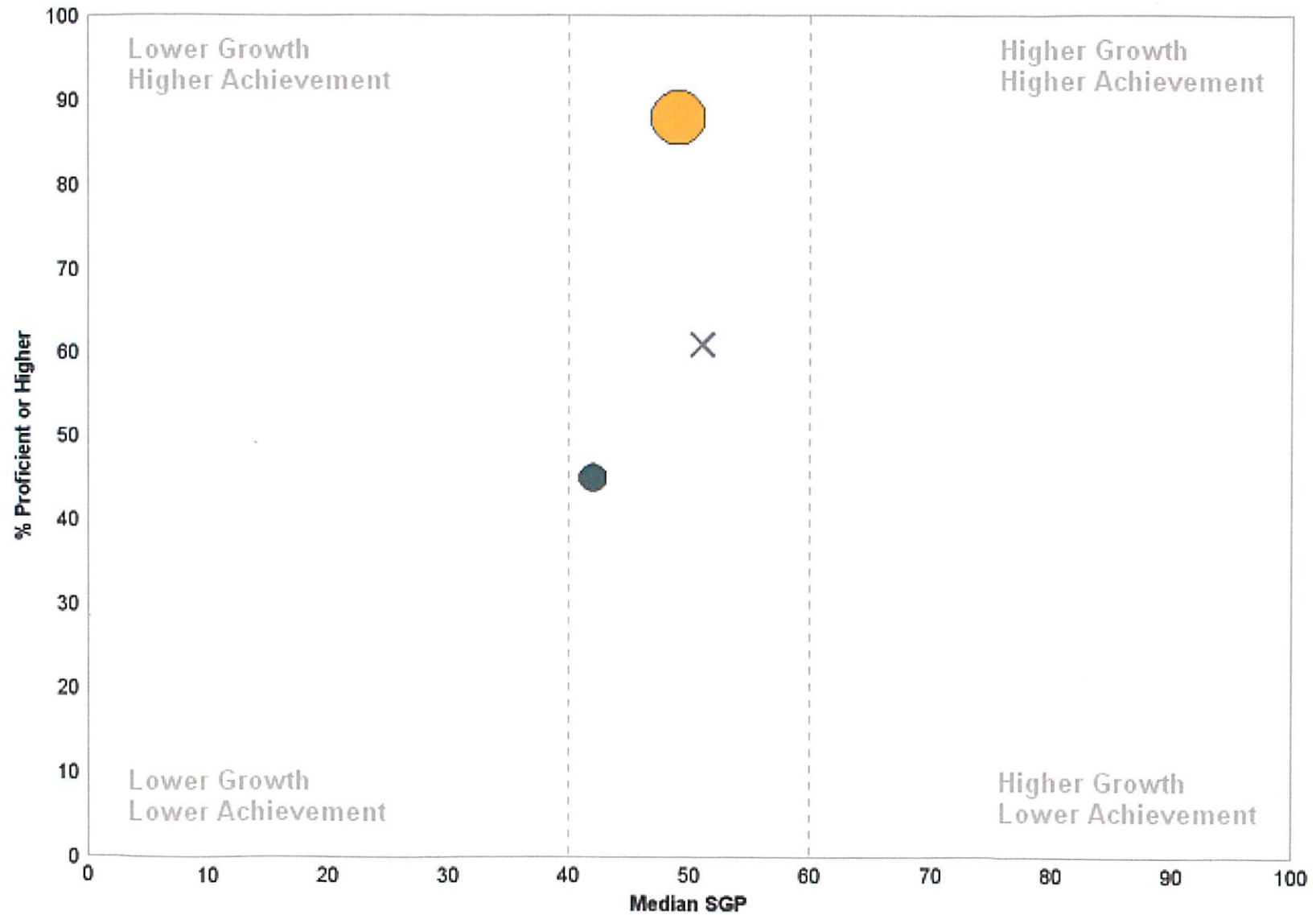
Student Growth: High Needs, All Grades, Mathematics
Spring, 2012



Focus

- Implement Phase I: Instructional Core Goals specified in District Improvement Plan
- Implement a strategic and systematic approach to analyzing student data
- Provide support for areas of need

Student Growth: High Needs, All Grades, Mathematics
Spring, 2013



10/24/2013



HAMILTON-WENHAM
REGIONAL SCHOOL DISTRICT

Update:
Phase I
"2013 Summer Projects"

Update

- Summary
- Before and After Pictures
- Phase I Costs

Summary

- Phase I (Summer 2013)
 - Winthrop Roof
 - Buker Windows
 - Buker Attic Insulation
 - Buker Fire Suppression System
 - Cutler Windows
 - General Repairs

Summary

- Phase I (Summer 2013)
- MSBA Reimbursement
 - Cutler Roof


Summary


- Phase II (Summer 2014)
- Possible MSBA Reimbursement
 - Winthrop Boilers
 - Winthrop Glass Walls
 - Buker Boilers

Summary


- Potential Phase II (Summer 2014)
 - Winthrop H & V Improvements
 - Buker Sprinklers
 - Winthrop Sprinkler





















PHASE I: 1st Bond

Major projects being considered by MSBA in the Accelerated Repair Program

Cutler Roof	\$575K
After possible reimbursement from MSBA	+/- \$249K

PHASE I: 2nd Bond

Urgent projects not accepted by MSBA for consideration in the Accelerated Repair Program

Winthrop Roof	\$713K
Buker Attic Insulation	\$60K
Buker Window Replacement	\$114K
Buker Fire Suppression	\$154K
Cutler Window Replacement	\$50K
Small Cumulative List	\$400K
Total	\$1.491M <small>(rounded to \$1.5M)</small>

HWRSD "Phase 2" Construction Projects as of 10.18.13			EXHIBIT B	
Design and Construction Estimates			TM Vote Amounts	
MSBA Supported Projects*				
Buker Boilers	\$	780,000	\$	930,000.00 Buker
Winthrop Boilers	\$	870,000	\$	2,240,000 Winthrop
Winthrop Windows	\$	1,020,000	Breakout: \$350,000 Winthrop, \$150,000 Buker	
Additional Estimated "Soft" Costs	\$	500,000		
Total Reimbursible Costs	\$	3,170,000		
MSBA 43% Reimbursement of \$3.170m	\$	1,363,100		
HWRSD Share of MSBA Projects	\$	1,806,900		
Projects Not Subject to MSBA Reimbursement			Notes	
Winthrop Heating and Ventilation	\$	850,000	Will be done through Capital Appropriation Currently on the TM Warrant No current Warrant Article	
Buker Sprinklers	\$	500,000		
Winthrop Sprinklers	\$	400,000		
Total Non-MSBA	\$	900,000		
Total Budget for All Projects	\$	4,070,000		
Estimated Actual Costs After Reimbursement	\$	2,706,900		
*All costs are estimated from Habeeb and Associates				

**Hamilton-Wenham Regional School District
Suggested Forms of Votes
Vote of District Committee for October Meeting**

(Buker School Heating System Project - MSBA Aided Project)

VOTED: That the Hamilton-Wenham Regional School District hereby appropriates Nine Hundred Thirty Thousand Dollars (\$930,000) for the purpose of paying costs of replacing the heating system at the Bessie Buker Elementary School, located at 1 School Street, in Wenham, including the payment of all costs incidental or related thereto (the "Project"), which proposed repair project would materially extend the useful life of the Bessie Buker Elementary School and preserve an asset that otherwise is capable of supporting the required educational program, and for which the District may be eligible for a school construction grant from the Massachusetts School Building Authority ("MSBA"), said amount to be expended at the direction of the School Building Committee. To meet this appropriation the District is authorized to borrow said amount, under and pursuant to Chapter 71, Section 16(d) of the General Laws and the District Agreement, as amended, or pursuant to any other enabling authority. The District acknowledges that the MSBA's grant program is a non-entitlement, discretionary program based on need as determined by the MSBA, and any Project costs the District incurs in excess of any grant approved by and received from the MSBA shall be the sole responsibility of the District; provided further that any grant that the District may receive from the MSBA shall not exceed the lesser of (1) forty-three percent (43%) of eligible, approved Project costs, as determined by the MSBA, or (2) the total maximum grant amount determined by the MSBA, and that the amount of borrowing authorized pursuant to this vote shall be reduced by any grant amount set forth in the Project Funding Agreement that may be executed between the District and the MSBA.

(Buker School Sprinkler System Project - Non-MSBA Aided Project)

FURTHER VOTED: That the Hamilton-Wenham Regional School District hereby appropriates the amount of Five Hundred Thousand Dollars (\$500,000) for the purpose of paying costs of the installation of a fire suppression system at the Bessie Buker Elementary School, including the payment of all costs incidental or related thereto. To meet this appropriation the District is authorized to borrow said amount, under and pursuant to Chapter 71, Section 16(d) of the General Laws and the District Agreement, as amended, or pursuant to any other enabling authority.

(Winthrop School Heating System and Windows Project -- MSBA Aided Project)

FURTHER VOTED: That the Hamilton-Wenham Regional School District hereby appropriates Two Million Two Hundred Forty Thousand Dollars (\$2,240,000) for the purpose of paying costs of replacing the heating system and windows at the Winthrop Elementary School, located at 325 Bay Road, in South Hamilton, including the payment of all costs incidental or related thereto (the "Project"), which proposed repair project would materially extend the useful life of the Winthrop Elementary School and preserve an asset that otherwise is capable of supporting the required educational program, and for which the District may be eligible for a school construction grant from the Massachusetts School Building Authority ("MSBA"), said amount to be expended at

the direction of the School Building Committee. To meet this appropriation the District is authorized to borrow said amount, under and pursuant to Chapter 71, Section 16(d) of the General Laws and the District Agreement, as amended, or pursuant to any other enabling authority. The District acknowledges that the MSBA's grant program is a non-entitlement, discretionary program based on need as determined by the MSBA, and any Project costs the District incurs in excess of any grant approved by and received from the MSBA shall be the sole responsibility of the District; provided further that any grant that the District may receive from the MSBA shall not exceed the lesser of (1) forty-three percent (43%) of eligible, approved Project costs, as determined by the MSBA, or (2) the total maximum grant amount determined by the MSBA, and that the amount of borrowing authorized pursuant to this vote shall be reduced by any grant amount set forth in the Project Funding Agreement that may be executed between the District and the MSBA.

(Winthrop Heating and Ventilation System Project – Non-MSBA Aided Project)

FURTHER VOTED: That the Hamilton-Wenham Regional School District hereby appropriates the amount of Eight Hundred Fifty Thousand Dollars (\$850,000) for the purpose of paying costs of the renovation of the heating and ventilation system Winthrop Elementary School, including the payment of all costs incidental or related thereto. To meet this appropriation the District is authorized to borrow said amount, under and pursuant to Chapter 71, Section 16(d) of the General Laws and the District Agreement, as amended, or pursuant to any other enabling authority.

(Notice to Member Towns)

FURTHER VOTED: That within seven (7) days from the date on which these votes is adopted the Secretary be and hereby is instructed to notify the Board of Selectmen of each of the member towns of the District, as to the amount and general purposes of the debt herein authorized, as required by the District Agreement and by Chapter 71, Section 16(d), of the General Laws.



HAMILTON-WENHAM
REGIONAL SCHOOL DISTRICT

Update:
Phase I
“2013 Summer Projects”

Update

- Summary
- Before and After Pictures
- Phase I Costs

Summary

- Phase I (Summer 2013)
 - Winthrop Roof
 - Buker Windows
 - Buker Attic Insulation
 - Buker Fire Suppression System
 - Cutler Windows
 - General Repairs

Summary

- Phase I (Summer 2013)
- MSBA Reimbursement
 - Cutler Roof

Summary

- Phase II (Summer 2014)
- Possible MSBA Reimbursement
 - Winthrop Boilers
 - Winthrop Glass Walls
 - Buker Boilers

Summary

- Potential Phase II (Summer 2014)
 - Winthrop H & V Improvements
 - Buker Sprinklers
 - Winthrop Sprinkler





















PHASE I: 1st Bond

Major projects being considered by MSBA
in the Accelerated Repair Program

Cutler Roof

\$575K

After possible reimbursement
from MSBA

+/- \$249K

PHASE I: 2nd Bond

Urgent projects not accepted by MSBA for consideration in the Accelerated Repair Program

Winthrop Roof	\$713K
Buker Attic Insulation	\$60K
Buker Window Replacement	\$114K
Buker Fire Suppression	\$154K
Cutler Window Replacement	\$50K
Small Cumulative List	\$400K
Total	\$1.491M (rounded to \$1.5M)