



LOS ALAMITOS UNIFIED SCHOOL DISTRICT
Academics • Athletics • Activities • Arts

District Advisory Council

Local Control and Accountability Plan
Stakeholder Engagement Workshop
March 28, 2022



Agenda Review

- ☐ Review of State Priorities
- ☐ LCFF Funds
- ☐ Survey Results
- ☐ LCAP Goals
- ☐ Overview of CA Dashboard & Indicators
- ☐ LCAP Process



1

Basic
Services

2

Common Core
State Standards

8

Other Student
Outcomes

7

Course Access

3

Parental
Involvement

8 State Priorities

**Must be addressed
in the LCAP**

6

School Climate

5

Student
Engagement

4

Student
Achievement

8 State Priorities

Captured in Three Overarching Goals

Goal 1

Exemplary
Teaching & Learning

1
Basic
Services

2
Common Core
State Standards

7
Course Access

Goal 2

Exemplary
Student Outcomes

4
Student
Achievement

8
Other Student
Outcomes

Goal 3

Exemplary
Connections

3
Parental
Involvement

5
Student
Engagement

6
School Climate

LCFF BASE vs. LCFF Supplemental

LCFF BASE	LCFF SUPPLEMENTAL
<p>Based upon student enrollment, or Average Daily Attendance for all students.</p> <ul style="list-style-type: none">•(K-3) \$8,093•(4-6) \$8,215•(7-8) \$8,458•(9-12) \$9,802 <p>Funding Level For All</p>	<p>Based on a District's unduplicated counts of:</p> <ul style="list-style-type: none">•Foster Youth•English Learners•Low Income <p>2021-2022 LCFF Supplemental \$3,262,198</p> <p>2022-2023 LCFF Projections will be included in Final 2022-2023 LCAP</p> <p>21% of Los AI USD</p>

LCFF Base – LCFF Supplemental – LCFF Concentration



Our LCAP Philosophy In Los Al

- To improve student learning is to enhance the knowledge and skills of our teachers in providing the BEST FIRST INSTRUCTION for students.
- BEST FIRST INSTRUCTION is supported by a strong Professional Development Program in the District's Signature Practices (Training, Coaching, Demonstration Lessons, In-class Support, Materials, Collaboration).
- Secondary Supports - Targeted Interventions
 - Reading Labs (K-5)
 - Before & After School Tutorials (6-12)
 - Double-Block Classes
 - Griffin Lab & Griffin Virtual Lab

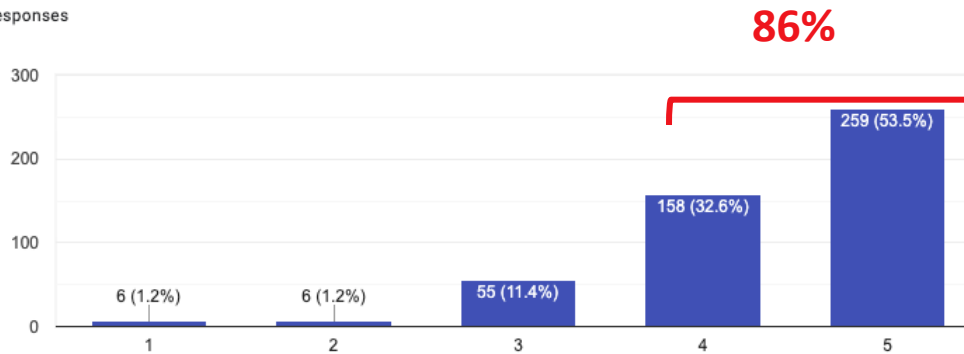
Survey Results:

Student Achievement



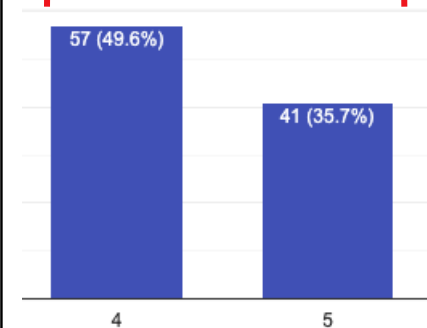
Students are achieving (grades, state and local assessments, college and career readiness, improving language for English learners, etc.).

484 responses

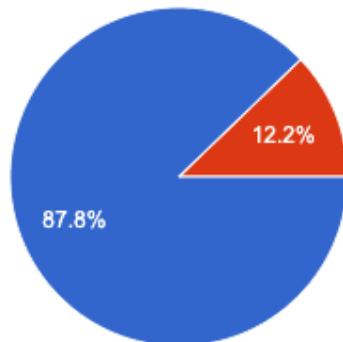


Faculty/Staff

85%

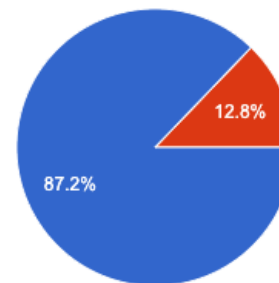


Faculty/Staff



I am satisfied with my school's ability to support my child's achievement.

484 responses



- Agree
- Disagree. (Please use the question below to provide further explanation.)

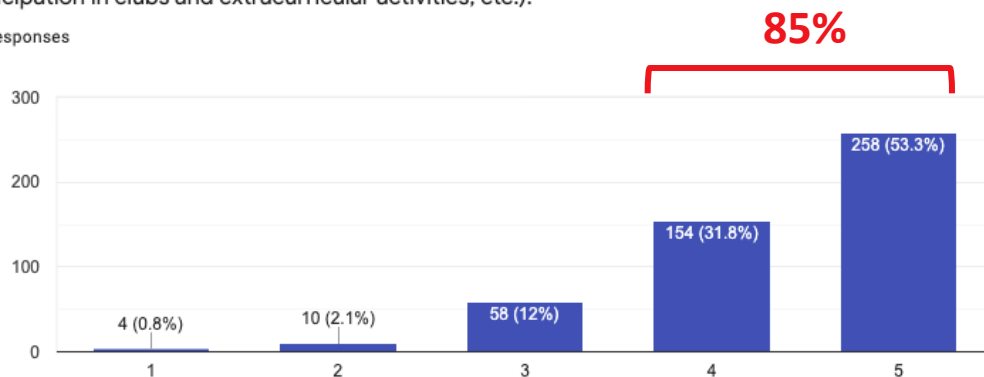
Survey Results:

Student Connections and Engagement



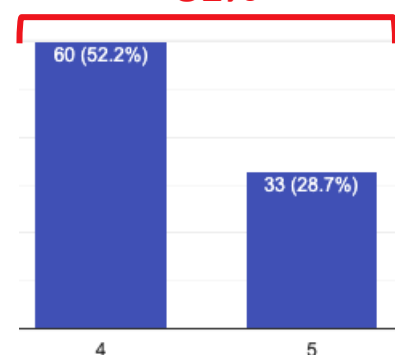
Students are connected and engaged (as evidenced by attendance rates, school spirit, participation in clubs and extracurricular activities, etc.).

484 responses

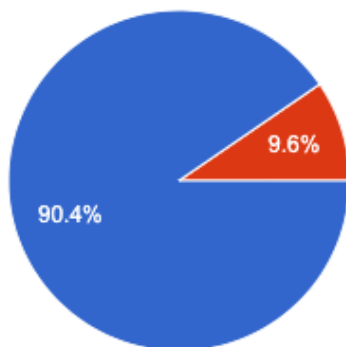


Faculty/Staff

81%

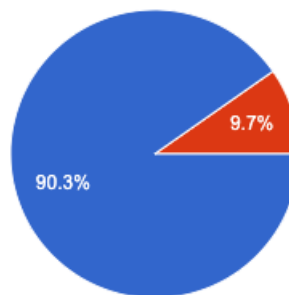


Faculty/Staff



I am satisfied with my school's ability to engage my child.

484 responses



- Agree
- Disagree. (Please use the question below to provide further explanation.)

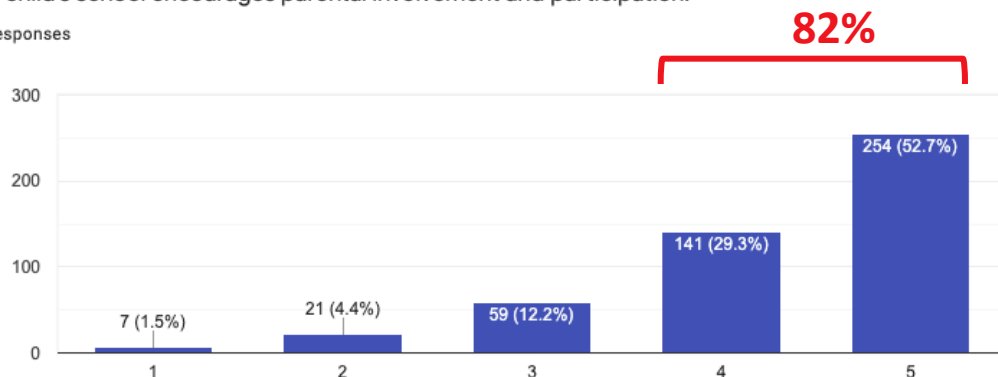
Survey Results:

Parent Involvement and Participation



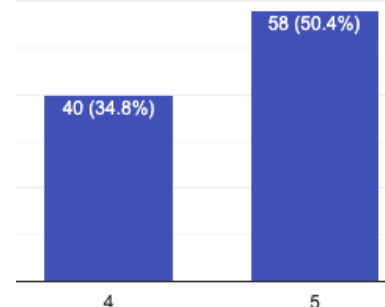
Your child's school encourages parental involvement and participation.

482 responses

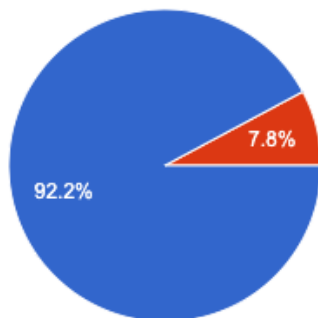


Faculty/Staff

85%

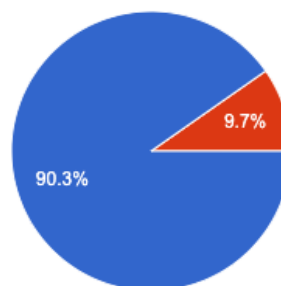


Faculty/Staff



I am satisfied with my school's encouragement of parent involvement.

484 responses



● Agree

● Disagree. (Please use the question below to provide further explanation.)

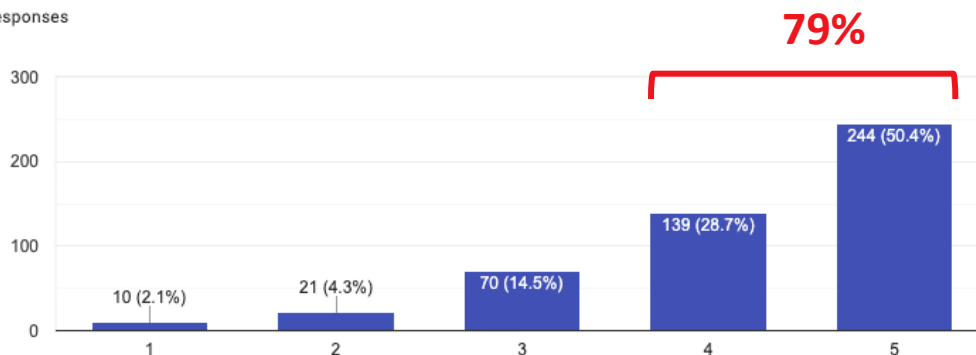
Survey Results:

School Climate



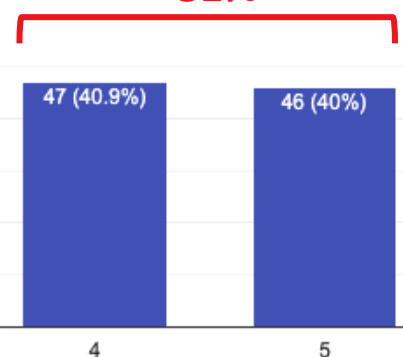
Your child's school maintains a positive school climate (as evidenced by students feeling physically and psychologically safe, etc.).

484 responses

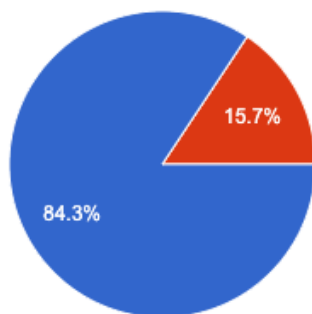


Faculty/Staff

81%

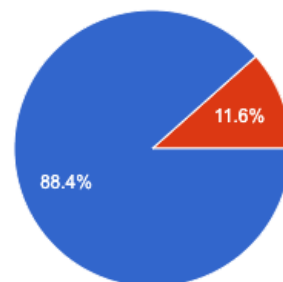


Faculty/Staff



I am satisfied with the overall climate at my child's school.

484 responses



- Agree.
- Disagree. (Please use the question below to provide further explanation.)

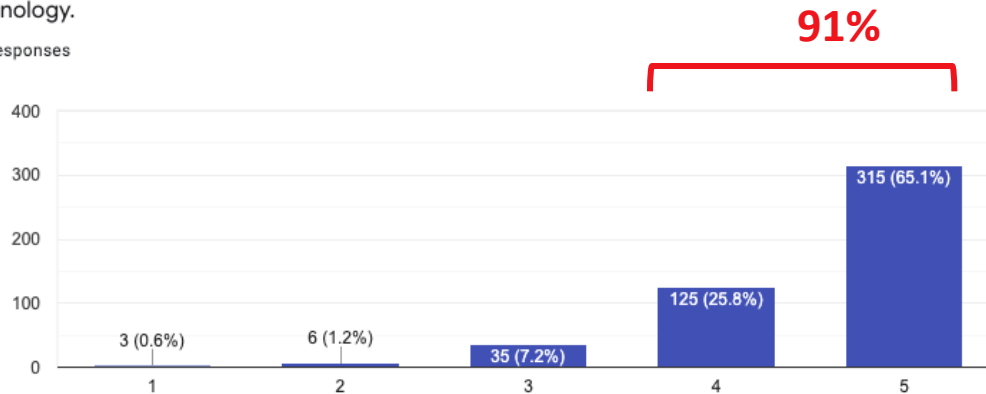
Survey Results:

Student Access To Curriculum & Materials



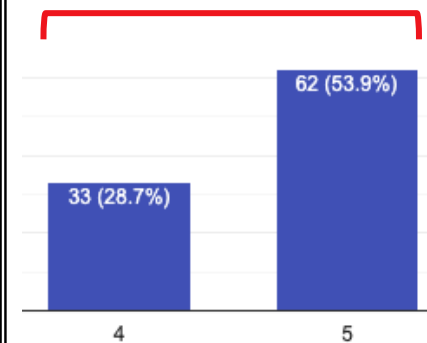
Your child's school has sufficient student access to instructional materials, including technology.

484 responses

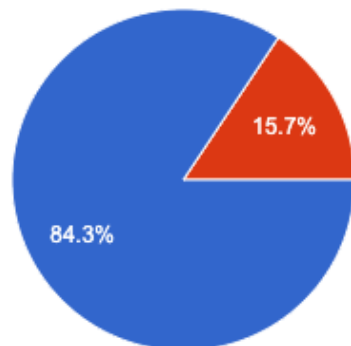


Faculty/Staff

83%

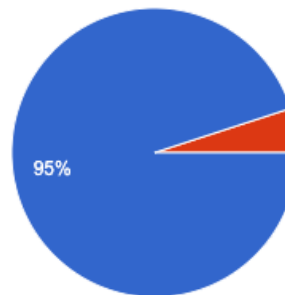


Faculty/Staff



I am satisfied with my child's access to technology and materials at their school.

484 responses



- Agree
- Disagree. (Please use the question below to provide further explanation.)

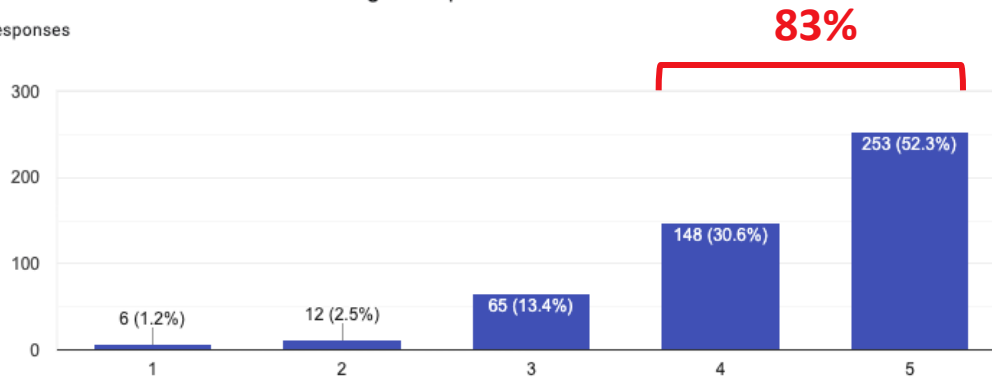
Survey Results:

School Facilities



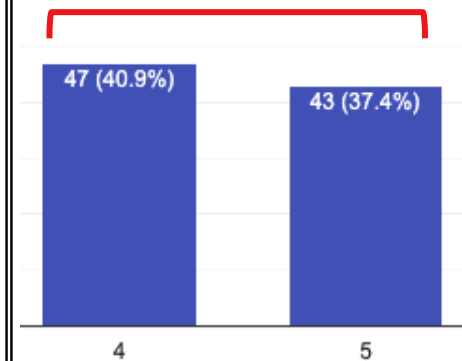
Your child's basic school facilities are in good repair.

484 responses

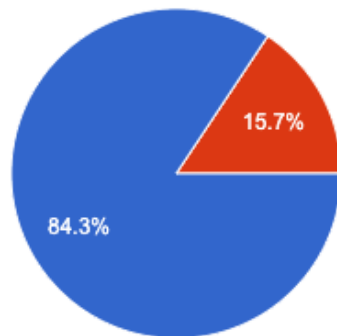


Faculty/Staff

78%

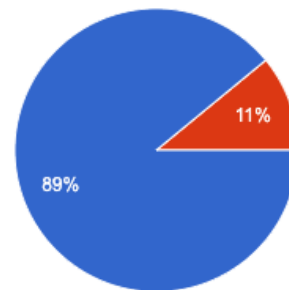


Faculty/Staff



I am satisfied with the facilities at my child's school.

484 responses



- Agree
- Disagree. (Please use the question below to provide further explanation.)

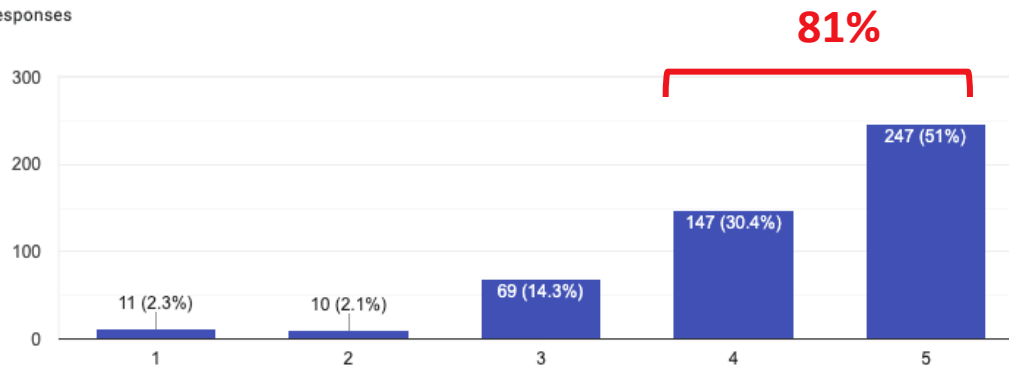
Survey Results:

Course Availability & College Preparation



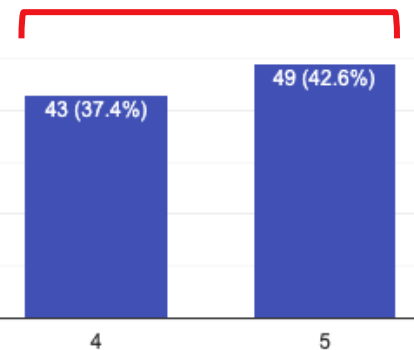
Your child's school sufficiently prepares students for success in high school, college, and career (i.e. access to Honors/AP courses, career/technical education, elective classes, etc.).

484 responses

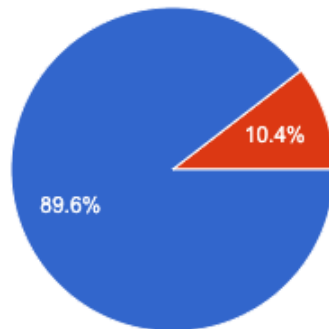


Faculty/Staff

81%

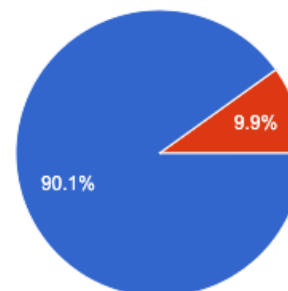


Faculty/Staff



I am satisfied with the course access and academic preparation my child receives at their school.

484 responses



● Agree
● Disagree. (Please use the question below to provide further explanation.)

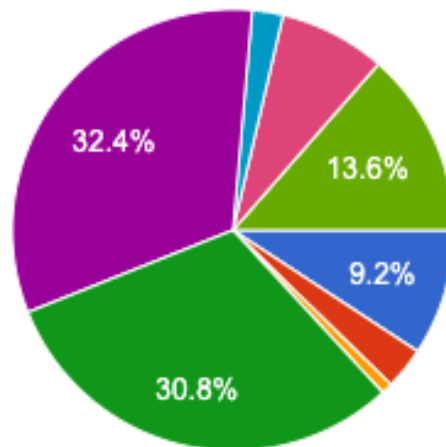
Survey Results:

District Priorities



Which goal is your highest priority?

487 responses



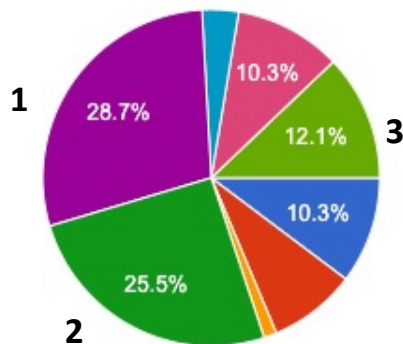
- Increase student achievement on state tests, college and career readiness, a...
- Increase student engagement (attendance and graduation rates).
- Increase parent involvement and parti...
- 2 ● Maintain a positive school climate (saf...
- 1 ● Support the basics (quality teachers,...
- Implement State Standards (use chall...
- Guarantee access to A-G courses and...
- 3 ● Student achievement in all classes (gr...

Survey Results:

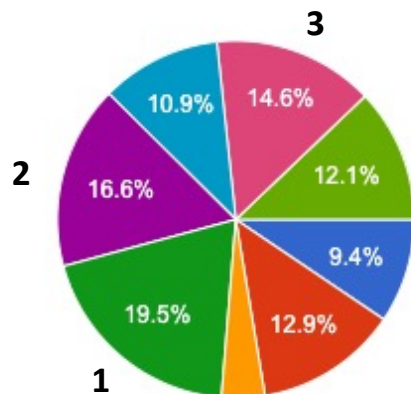
District Priorities



Which goal is your second highest priority?



Which goal is your third highest priority?



- Increase student achievement on state tests, college and career readi...
- Increase student engagement (attendance and graduation rates).
- Increase parent involvement and pa...
- Maintain a positive school climate (...)
- Support the basics (quality teachers...
- Implement State Standards (use ch...
- Guarantee access to A-G courses a...
- Student achievement in all classes (...)

Activity



At your table take a moment to review the parent and faculty/staff LCAP survey results.

Does the input from the surveys reflect the actions and goals currently in the LCAP? Be prepared to share out anything that stands out.

GOAL 1

EXEMPLARY TEACHING & LEARNING



Summary of Actions and Services

- Professional Development
- Instructional Materials
- Educational Technology
- Intervention
- Math Support
- English Language Arts Support
- Instructional Support Services

GOAL 2

EXEMPLARY STUDENT OUTCOMES



Summary of Actions and Services

- District Benchmarks & Collaboration
- Increase A-G Completion
- Increase AP Access
- Co-Teaching Model
- Career Technical Education (CTE) and Project Lead the Way (PLTW), STEAM & Maker's Spaces



GOAL 3

EXEMPLARY CONNECTIONS

Summary of Actions and Services

- Student engagement
- Parent Engagement
- Student Safety
- Healthy and Drug Free Learning Environment
- Student Mental Health and Social-Emotional Well-Being



California Schools Dashboard

- ☐ The Dashboard contains reports that display the performance of Districts and schools by student groups.
- ☐ The performance indicators are a set of state and local measures that identify strengths, weaknesses and areas in need of improvement.

**No NEW Dashboard
Data will be Reported
Until 2022-2023
at the Earliest**





State Indicators

- ❑ CAASPP Results in ELA
- ❑ CAASPP Results in Math
- ❑ Chronic Absenteeism
- ❑ Suspension Rate
- ❑ English Learner Progress
- ❑ Graduation Rate
- ❑ College/Career Readiness

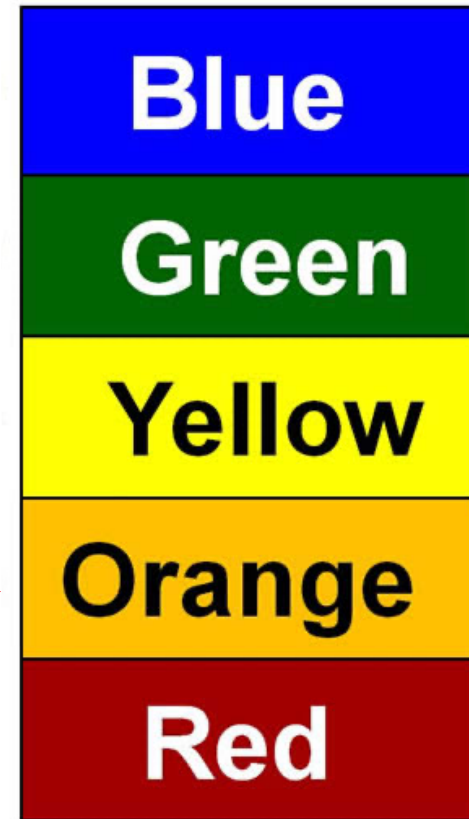
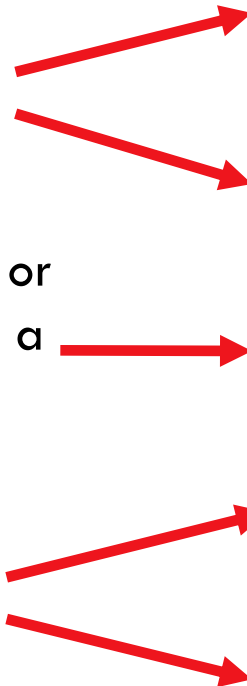


CA Schools Dashboard Indicators

Monitor success, no change needed.

Determine where improvements or changes can be made to create a positive impact on LCAP goals.

Create an action plan for improvement and address in current year's LCAP.



Highest

Lowest

How are these levels determined?

Math Academic Indicator EXAMPLE

	Current Status	Prior Status	Change
Los Al	52.6	49.9	+2.7


Prior Status: The average student score above Level 3
(Change = +2.7)

Status = Very High

Current Status: The average student score above Level 3.

Change = Maintained

Status

		Change				
		Declined Significantly by more than 10 points	Declined by 1 to 10 points	Maintained Declined by less than 1 point or Improved by less than 5 points	Increased by 5 to less than 15 points	Increased Significantly by 15 points or more
Level	Very High 35 or more points above					
	High 5 below to less than 35 points above					
	Medium More than 5 points below to 25 points below					
	Low More than 25 points below to 95 points below					
	Very Low More than 95 points below					


Los Al's Dashboard




DISTRICT PERFORMANCE OVERVIEW

Los Alamitos Unified

Explore the performance of Los Alamitos Unified under California's Accountability System.

Generate PDF Report 

View Additional Reports 

2019 

Chronic Absenteeism



Blue

Suspension Rate



Green

English Learner Progress



No Performance Color

Graduation Rate



Blue

College/Career



Yellow

English Language Arts



Blue

Mathematics



Blue

Basics: Teachers,
Instructional Materials,
Facilities

STANDARD MET

Implementation of Academic
Standards

STANDARD MET

Parent and Family
Engagement

STANDARD MET

Local Climate Survey

STANDARD MET

Access to a Broad Course of
Study

STANDARD MET

Los Al's Dashboard



Student Group Details

All Student Groups by Performance Level

9 Total Student Groups



Red

No Students



Orange

No Students



Yellow

No Students



Green

African American

English Learners

Filipino

Socioeconomically Disadvantaged

Students with Disabilities



Blue

Asian

Hispanic

Two or More Races

White



No Performance Color

American Indian

Foster Youth

Homeless

Pacific Islander

LCAP Process



- District Representatives Attend Multiple Trainings & Meetings at OCDE: August 2021 – May 2022
- DAC Meeting #1 LCAP Messaging Workshop: January 13, 2022
- DAC Meeting #2 LCAP Stakeholder Engagement Workshop: March 28, 2022
- Survey Constituents: Finalized by March 2022
- **DAC Meeting #3 LCAP Final Draft Review: May 17, 2022**
- **Present Draft of LCAP to OCDE For Review: April 2022**
- **Town Hall Meeting: May 17, 2022**
- **Board Approval: June 2022**



THANK YOU!!!

