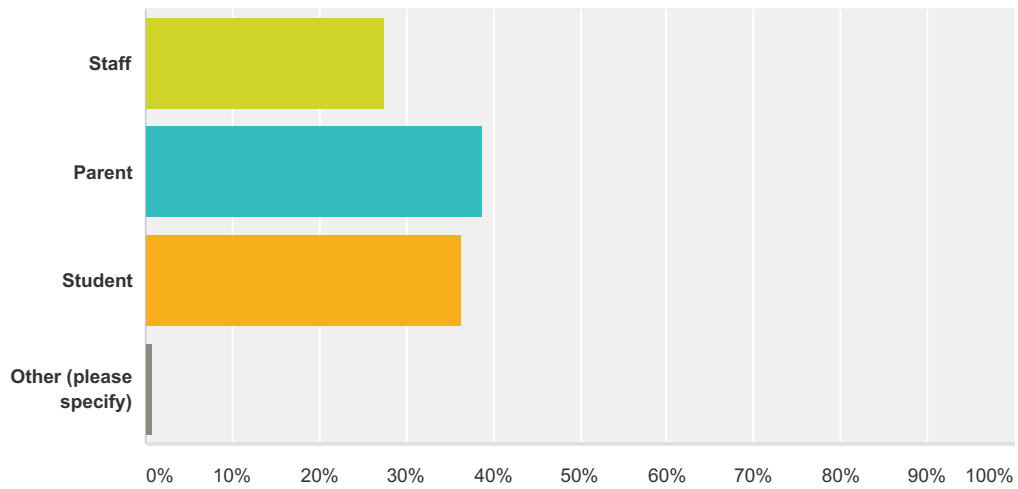


### Q1 Please select which school community stakeholder group(s) you represent

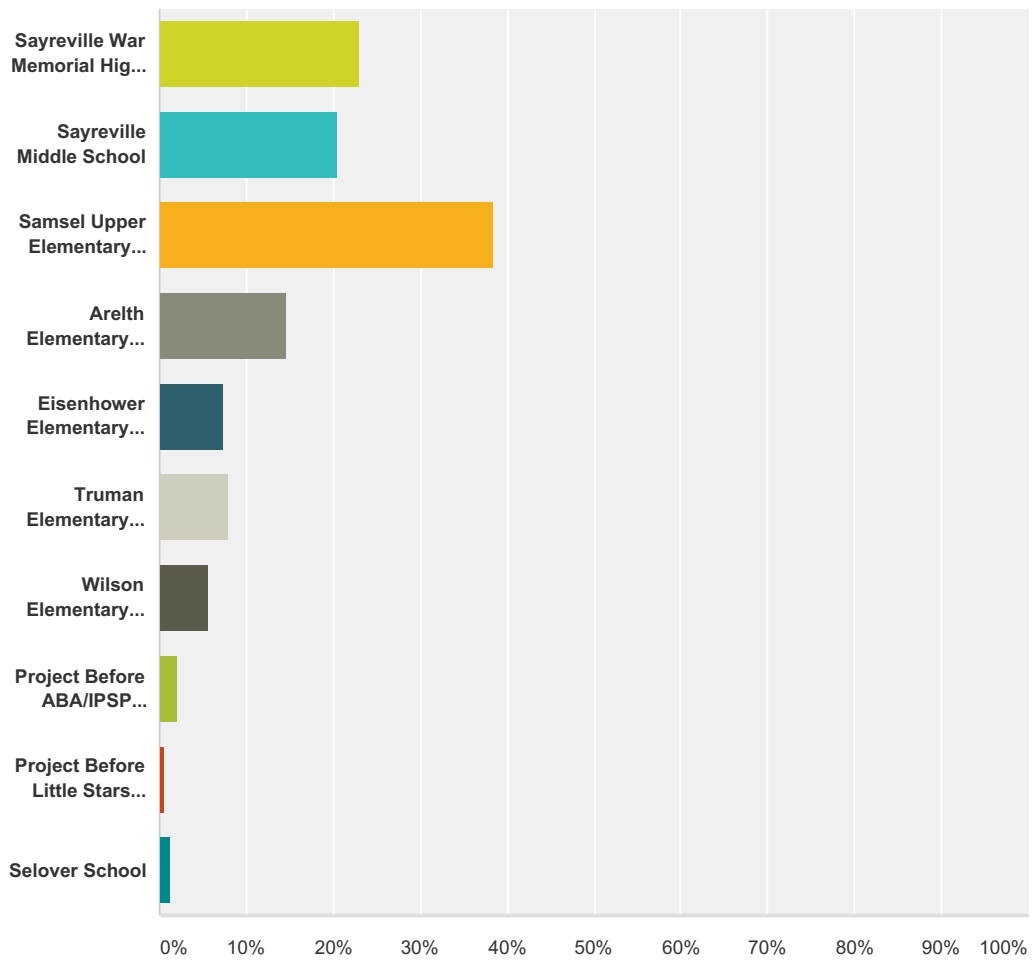
Answered: 1,231 Skipped: 47



Answer Choices	Responses
Staff	27.54% 339
Parent	38.83% 478
Student	36.39% 448
Other (please specify)	0.73% 9
<b>Total Respondents: 1,231</b>	

## Q2 What school(s) do you work in, learn in, or does your child attend?

Answered: 1,217 Skipped: 61



Answer Choices	Responses	
Sayreville War Memorial High School	23.01%	280
Sayreville Middle School	20.38%	248
Samsel Upper Elementary School	38.46%	468
Arelth Elementary School	14.54%	177
Eisenhower Elementary School	7.31%	89
Truman Elementary School	7.89%	96
Wilson Elementary School	5.67%	69
Project Before ABA/IPSP Preschool	2.05%	25
Project Before Little Stars Preschool	0.66%	8
Selover School	1.15%	14

# School Climate

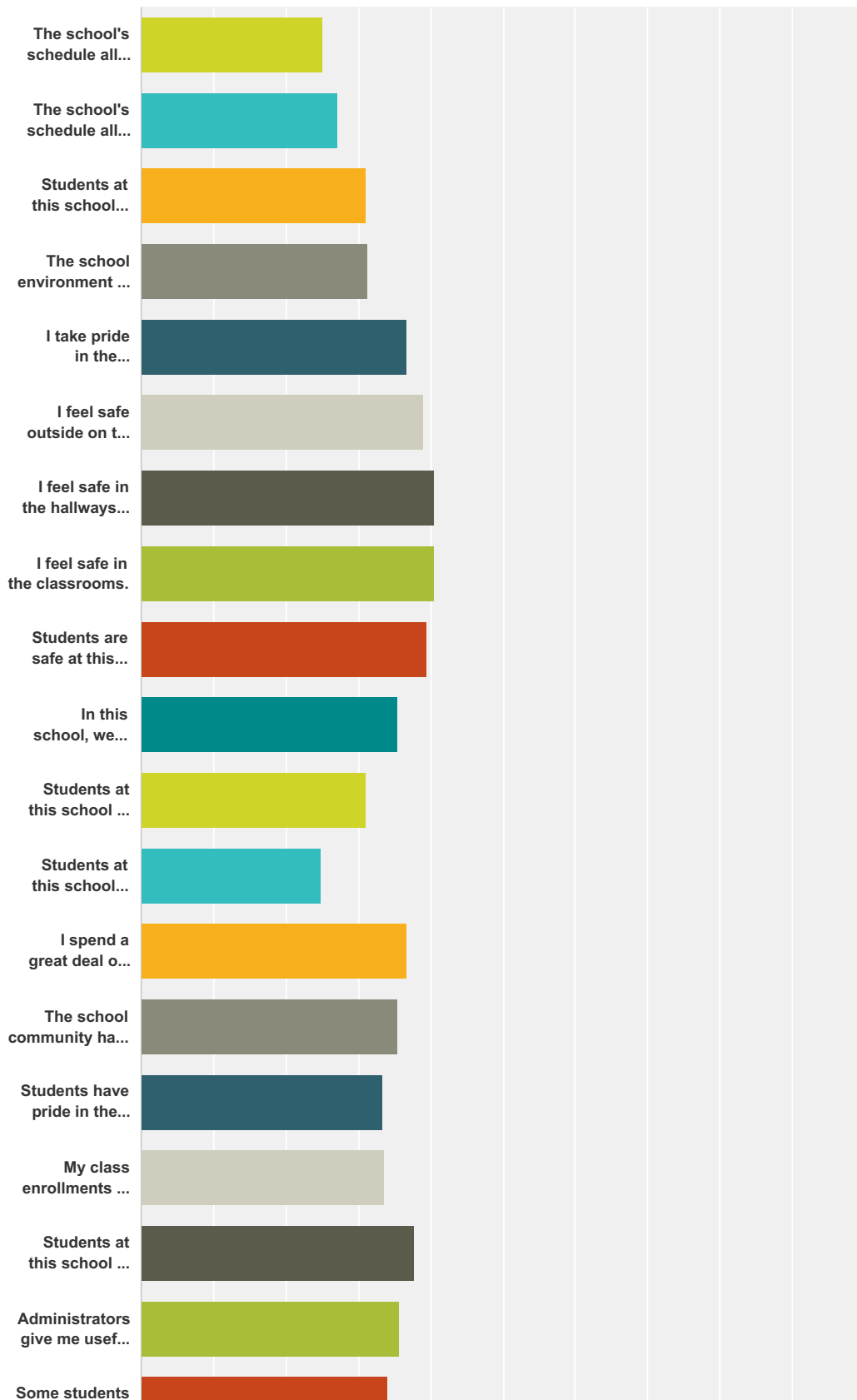
Total Respondents: 1,217

School Climate

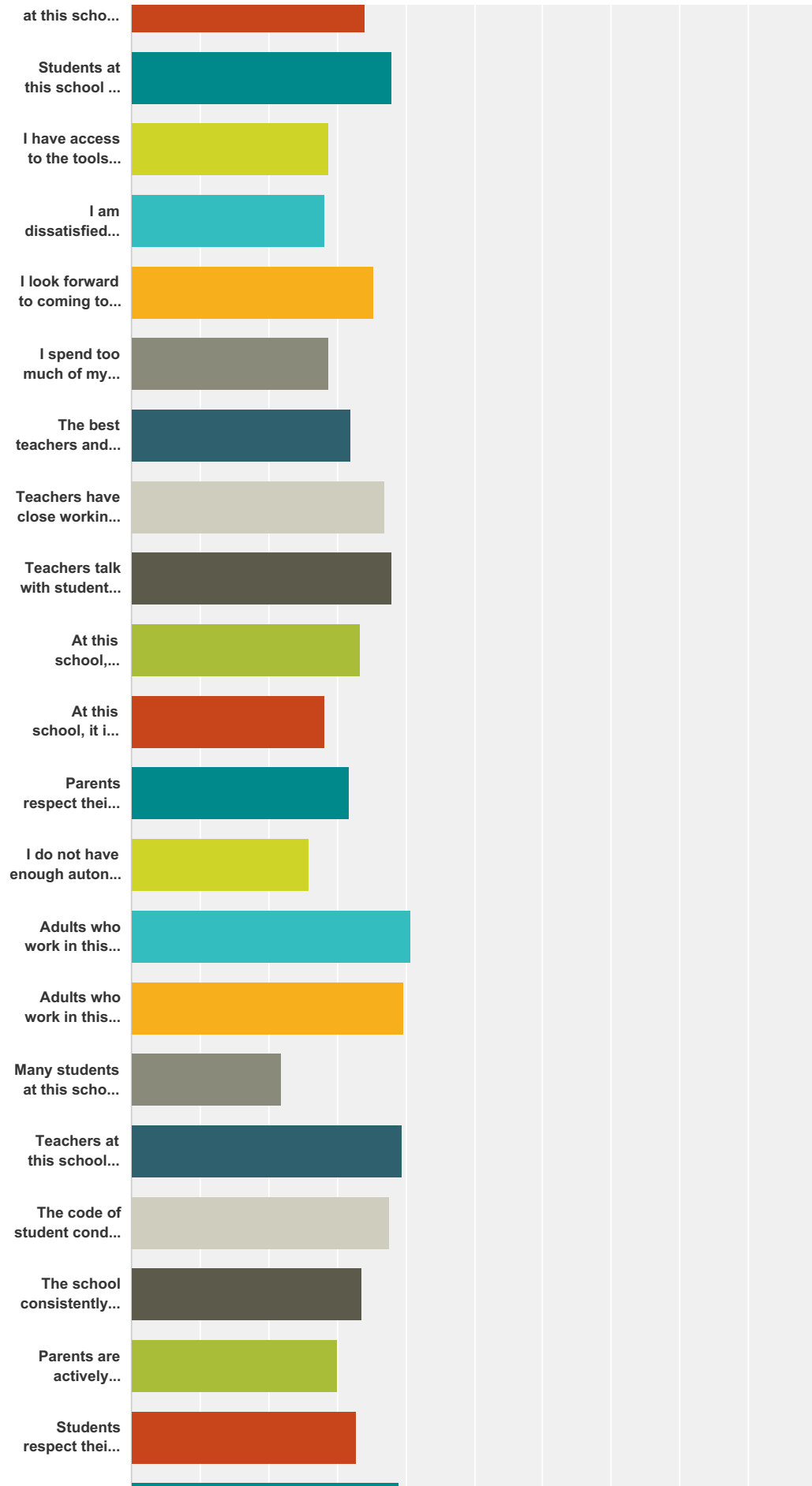
Staff Responses

**Q3 Please indicate how much you agree or disagree with the following statements.**

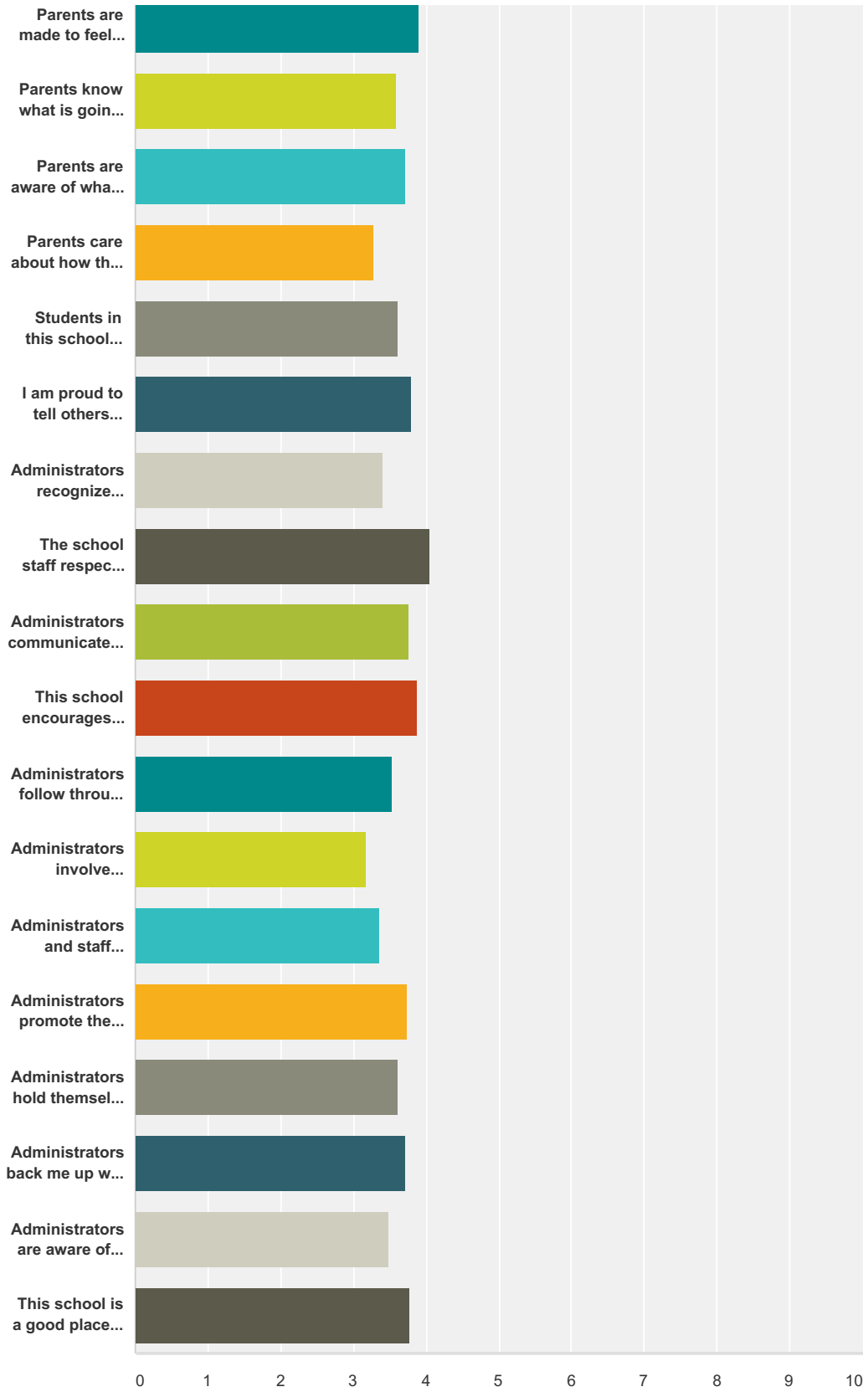
Answered: 373 Skipped: 905



# School Climate



## School Climate



	Strongly Disagree	Disagree	Neutral	Agree	Strongly Agree	Total	Weighted Average
--	-------------------	----------	---------	-------	----------------	-------	------------------

## School Climate

The school's schedule allows adequate time for teacher collaboration.	<b>20.45%</b> 72	<b>33.24%</b> 117	<b>23.86%</b> 84	<b>20.45%</b> 72	<b>1.99%</b> 7	352	2.50
The school's schedule allows adequate time for teacher preparation and planning.	<b>18.29%</b> 64	<b>28.29%</b> 99	<b>22.86%</b> 80	<b>25.71%</b> 90	<b>4.86%</b> 17	350	2.71
Students at this school learn ways to manage time.	<b>7.60%</b> 26	<b>16.67%</b> 57	<b>36.84%</b> 126	<b>34.80%</b> 119	<b>4.09%</b> 14	342	3.11
The school environment is clean and in good condition.	<b>12.08%</b> 43	<b>21.91%</b> 78	<b>19.10%</b> 68	<b>33.43%</b> 119	<b>13.48%</b> 48	356	3.14
I take pride in the appearance of the school.	<b>5.40%</b> 19	<b>10.80%</b> 38	<b>18.75%</b> 66	<b>41.19%</b> 145	<b>23.86%</b> 84	352	3.67
I feel safe outside on the school grounds.	<b>2.53%</b> 9	<b>7.30%</b> 26	<b>13.76%</b> 49	<b>49.16%</b> 175	<b>27.25%</b> 97	356	3.91
I feel safe in the hallways and bathrooms.	<b>1.69%</b> 6	<b>5.35%</b> 19	<b>11.27%</b> 40	<b>48.45%</b> 172	<b>33.24%</b> 118	355	4.06
I feel safe in the classrooms.	<b>2.00%</b> 7	<b>5.43%</b> 19	<b>12.00%</b> 42	<b>47.14%</b> 165	<b>33.43%</b> 117	350	4.05
Students are safe at this school.	<b>2.54%</b> 9	<b>6.20%</b> 22	<b>14.93%</b> 53	<b>46.76%</b> 166	<b>29.58%</b> 105	355	3.95
In this school, we teach ways to resolve disagreements so that everyone can be satisfied with the outcomes.	<b>4.91%</b> 17	<b>13.87%</b> 48	<b>21.39%</b> 74	<b>41.91%</b> 145	<b>17.92%</b> 62	346	3.54
Students at this school are well-behaved.	<b>6.86%</b> 24	<b>20.86%</b> 73	<b>31.14%</b> 109	<b>36.00%</b> 126	<b>5.14%</b> 18	350	3.12
Students at this school don't care about learning.	<b>18.26%</b> 63	<b>35.07%</b> 121	<b>29.28%</b> 101	<b>15.07%</b> 52	<b>2.32%</b> 8	345	2.48
I spend a great deal of time dealing with students' social and emotional challenges.	<b>3.20%</b> 11	<b>8.72%</b> 30	<b>28.78%</b> 99	<b>35.76%</b> 123	<b>23.55%</b> 81	344	3.68
The school community has high expectations of all students.	<b>4.56%</b> 16	<b>13.11%</b> 46	<b>22.22%</b> 78	<b>43.87%</b> 154	<b>16.24%</b> 57	351	3.54
Students have pride in the school.	<b>3.74%</b> 13	<b>16.09%</b> 56	<b>32.47%</b> 113	<b>38.22%</b> 133	<b>9.48%</b> 33	348	3.34
My class enrollments are too large.	<b>5.93%</b> 20	<b>17.51%</b> 59	<b>30.86%</b> 104	<b>24.63%</b> 83	<b>21.07%</b> 71	337	3.37
Students at this school get the chance to work independently.	<b>2.03%</b> 7	<b>6.40%</b> 22	<b>17.73%</b> 61	<b>59.59%</b> 205	<b>14.24%</b> 49	344	3.78
Administrators give me useful feedback on my teaching.	<b>3.58%</b> 12	<b>7.76%</b> 26	<b>31.04%</b> 104	<b>43.28%</b> 145	<b>14.33%</b> 48	335	3.57
Some students at this school just cannot be motivated to do the work.	<b>6.55%</b> 22	<b>15.77%</b> 53	<b>25.89%</b> 87	<b>34.23%</b> 115	<b>17.56%</b> 59	336	3.40
Students at this school are encouraged to think critically.	<b>2.03%</b> 7	<b>5.23%</b> 18	<b>20.64%</b> 71	<b>54.94%</b> 189	<b>17.15%</b> 59	344	3.80
I have access to the tools I need to do my job.	<b>15.94%</b> 55	<b>22.61%</b> 78	<b>24.64%</b> 85	<b>29.86%</b> 103	<b>6.96%</b> 24	345	2.89
I am dissatisfied with opportunities for my professional growth.	<b>11.76%</b> 40	<b>27.35%</b> 93	<b>35.29%</b> 120	<b>19.71%</b> 67	<b>5.88%</b> 20	340	2.81
I look forward to coming to work every day.	<b>4.60%</b> 16	<b>13.79%</b> 48	<b>24.14%</b> 84	<b>39.66%</b> 138	<b>17.82%</b> 62	348	3.52
I spend too much of my teaching time on disciplining students.	<b>9.91%</b> 33	<b>29.13%</b> 97	<b>32.43%</b> 108	<b>19.52%</b> 65	<b>9.01%</b> 30	333	2.89
The best teachers and staff are retained at this school.	<b>10.82%</b> 37	<b>18.13%</b> 62	<b>28.07%</b> 96	<b>26.02%</b> 89	<b>16.96%</b> 58	342	3.20

## School Climate

Teachers have close working relationships with each other.	<b>3.21%</b> 11	<b>7.58%</b> 26	<b>23.32%</b> 80	<b>48.40%</b> 166	<b>17.49%</b> 60	343	3.69
Teachers talk with students about ways to understand and control emotions.	<b>2.06%</b> 7	<b>5.00%</b> 17	<b>21.76%</b> 74	<b>54.12%</b> 184	<b>17.06%</b> 58	340	3.79
At this school, teachers are treated and respected as educational professionals.	<b>7.29%</b> 25	<b>15.16%</b> 52	<b>28.28%</b> 97	<b>35.86%</b> 123	<b>13.41%</b> 46	343	3.33
At this school, it is common for students to tease and insult one another.	<b>14.41%</b> 49	<b>24.71%</b> 84	<b>32.06%</b> 109	<b>23.53%</b> 80	<b>5.29%</b> 18	340	2.81
Parents respect their children's teachers.	<b>6.73%</b> 23	<b>18.42%</b> 63	<b>30.12%</b> 103	<b>39.18%</b> 134	<b>5.56%</b> 19	342	3.18
I do not have enough autonomy over my classroom.	<b>12.19%</b> 39	<b>35.63%</b> 114	<b>37.81%</b> 121	<b>10.00%</b> 32	<b>4.38%</b> 14	320	2.59
Adults who work in this school treat students with respect.	<b>2.59%</b> 9	<b>2.59%</b> 9	<b>10.95%</b> 38	<b>52.16%</b> 181	<b>31.70%</b> 110	347	4.08
Adults who work in this school typically work well with one another.	<b>2.01%</b> 7	<b>4.31%</b> 15	<b>12.07%</b> 42	<b>57.76%</b> 201	<b>23.85%</b> 83	348	3.97
Many students at this school go out of their way to treat other students badly.	<b>21.47%</b> 73	<b>49.41%</b> 168	<b>19.41%</b> 66	<b>8.24%</b> 28	<b>1.47%</b> 5	340	2.19
Teachers at this school build strong relationships with students.	<b>2.03%</b> 7	<b>2.33%</b> 8	<b>19.48%</b> 67	<b>51.16%</b> 176	<b>25.00%</b> 86	344	3.95
The code of student conduct is fair.	<b>3.80%</b> 13	<b>7.02%</b> 24	<b>17.54%</b> 60	<b>52.63%</b> 180	<b>19.01%</b> 65	342	3.76
The school consistently enforces the code of student conduct.	<b>6.40%</b> 22	<b>18.90%</b> 65	<b>21.22%</b> 73	<b>39.24%</b> 135	<b>14.24%</b> 49	344	3.36
Parents are actively involved with the school.	<b>8.53%</b> 29	<b>23.24%</b> 79	<b>32.94%</b> 112	<b>30.29%</b> 103	<b>5.00%</b> 17	340	3.00
Students respect their teachers.	<b>6.14%</b> 21	<b>14.91%</b> 51	<b>28.95%</b> 99	<b>45.03%</b> 154	<b>4.97%</b> 17	342	3.28
Parents are made to feel welcome in this school.	<b>2.32%</b> 8	<b>2.61%</b> 9	<b>19.13%</b> 66	<b>55.07%</b> 190	<b>20.87%</b> 72	345	3.90
Parents know what is going on in this school.	<b>3.82%</b> 13	<b>9.71%</b> 33	<b>22.65%</b> 77	<b>50.88%</b> 173	<b>12.94%</b> 44	340	3.59
Parents are aware of what is expected of their child at this school.	<b>4.09%</b> 14	<b>6.43%</b> 22	<b>18.71%</b> 64	<b>55.85%</b> 191	<b>14.91%</b> 51	342	3.71
Parents care about how their child performs in school.	<b>3.83%</b> 13	<b>16.52%</b> 56	<b>33.04%</b> 112	<b>41.89%</b> 142	<b>4.72%</b> 16	339	3.27
Students in this school respect each other's differences (for example, gender, race, culture, etc.).	<b>2.92%</b> 10	<b>8.77%</b> 30	<b>21.64%</b> 74	<b>57.31%</b> 196	<b>9.36%</b> 32	342	3.61
I am proud to tell others that I work at this school.	<b>3.51%</b> 12	<b>7.31%</b> 25	<b>19.59%</b> 67	<b>45.32%</b> 155	<b>24.27%</b> 83	342	3.80
Administrators recognize teachers for a job well-done.	<b>6.18%</b> 21	<b>15.88%</b> 54	<b>24.71%</b> 84	<b>38.24%</b> 130	<b>15.00%</b> 51	340	3.40
The school staff respects and embraces diversity.	<b>2.89%</b> 10	<b>2.89%</b> 10	<b>11.85%</b> 41	<b>51.16%</b> 177	<b>31.21%</b> 108	346	4.05
Administrators communicate effectively with others from diverse backgrounds.	<b>3.28%</b> 11	<b>2.69%</b> 9	<b>31.04%</b> 104	<b>41.19%</b> 138	<b>21.79%</b> 73	335	3.76
This school encourages students to get involved in extracurricular activities.	<b>2.35%</b> 8	<b>2.35%</b> 8	<b>19.06%</b> 65	<b>56.89%</b> 194	<b>19.35%</b> 66	341	3.89
Administrators follow through on commitments.	<b>4.42%</b> 15	<b>11.21%</b> 38	<b>29.50%</b> 100	<b>37.46%</b> 127	<b>17.40%</b> 59	339	3.52



## School Climate

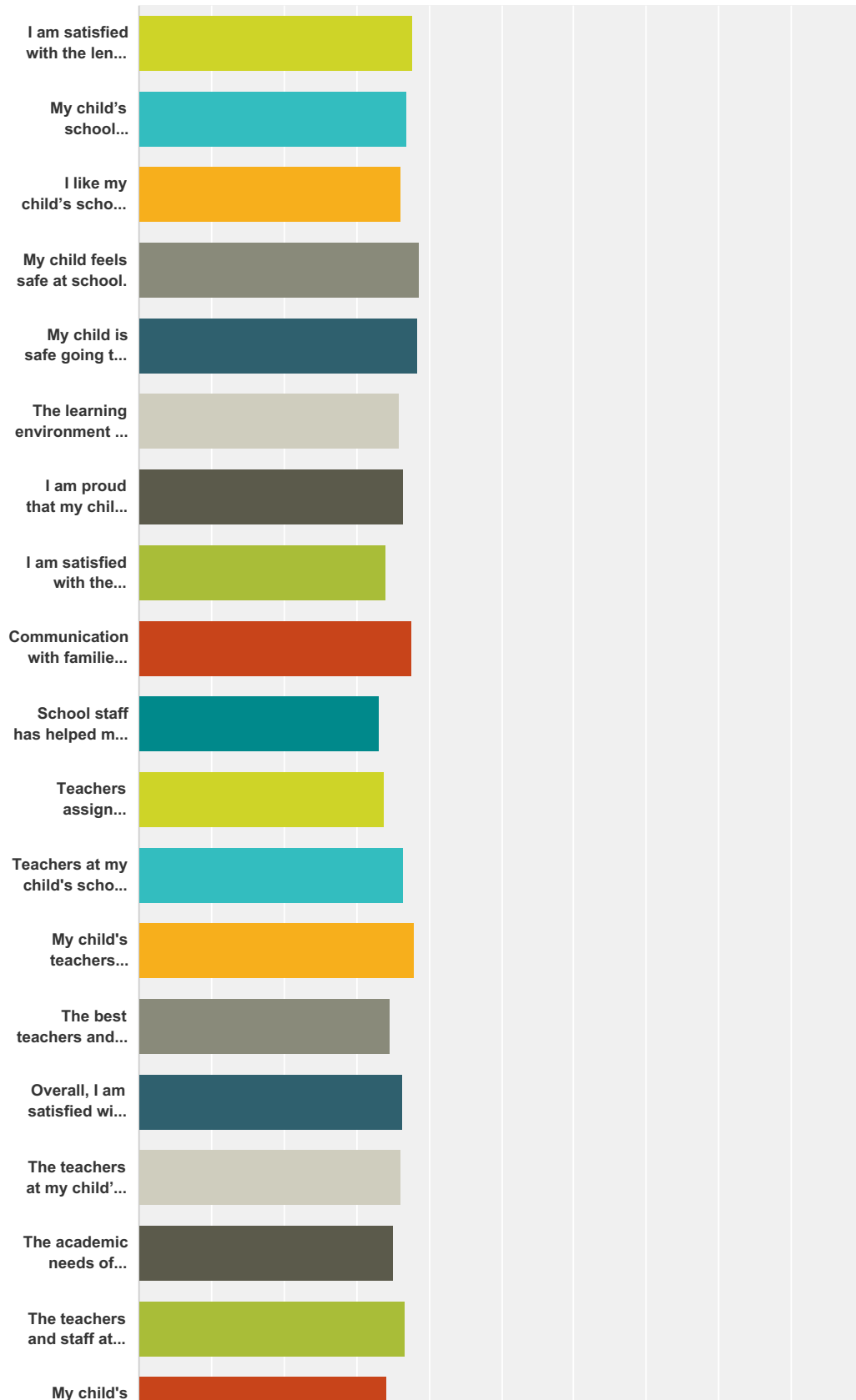
Administrators involve teachers in decision making and problem solving.	<b>9.47%</b> 32	<b>18.93%</b> 64	<b>27.51%</b> 93	<b>33.73%</b> 114	<b>10.36%</b> 35	338	3.17
Administrators and staff communicate with each other effectively.	<b>6.49%</b> 22	<b>14.16%</b> 48	<b>28.02%</b> 95	<b>38.64%</b> 131	<b>12.68%</b> 43	339	3.37
Administrators promote the success of all students.	<b>3.87%</b> 13	<b>7.14%</b> 24	<b>21.13%</b> 71	<b>47.02%</b> 158	<b>20.83%</b> 70	336	3.74
Administrators hold themselves to the same high expectations as others.	<b>5.29%</b> 18	<b>9.71%</b> 33	<b>23.53%</b> 80	<b>41.18%</b> 140	<b>20.29%</b> 69	340	3.61
Administrators back me up when I need it.	<b>3.79%</b> 13	<b>7.87%</b> 27	<b>25.07%</b> 86	<b>40.52%</b> 139	<b>22.74%</b> 78	343	3.71
Administrators are aware of what goes on in the classrooms.	<b>6.25%</b> 21	<b>11.61%</b> 39	<b>25.89%</b> 87	<b>39.88%</b> 134	<b>16.37%</b> 55	336	3.49
This school is a good place for me to work and learn.	<b>2.65%</b> 9	<b>6.47%</b> 22	<b>23.24%</b> 79	<b>45.29%</b> 154	<b>22.35%</b> 76	340	3.78

School Climate

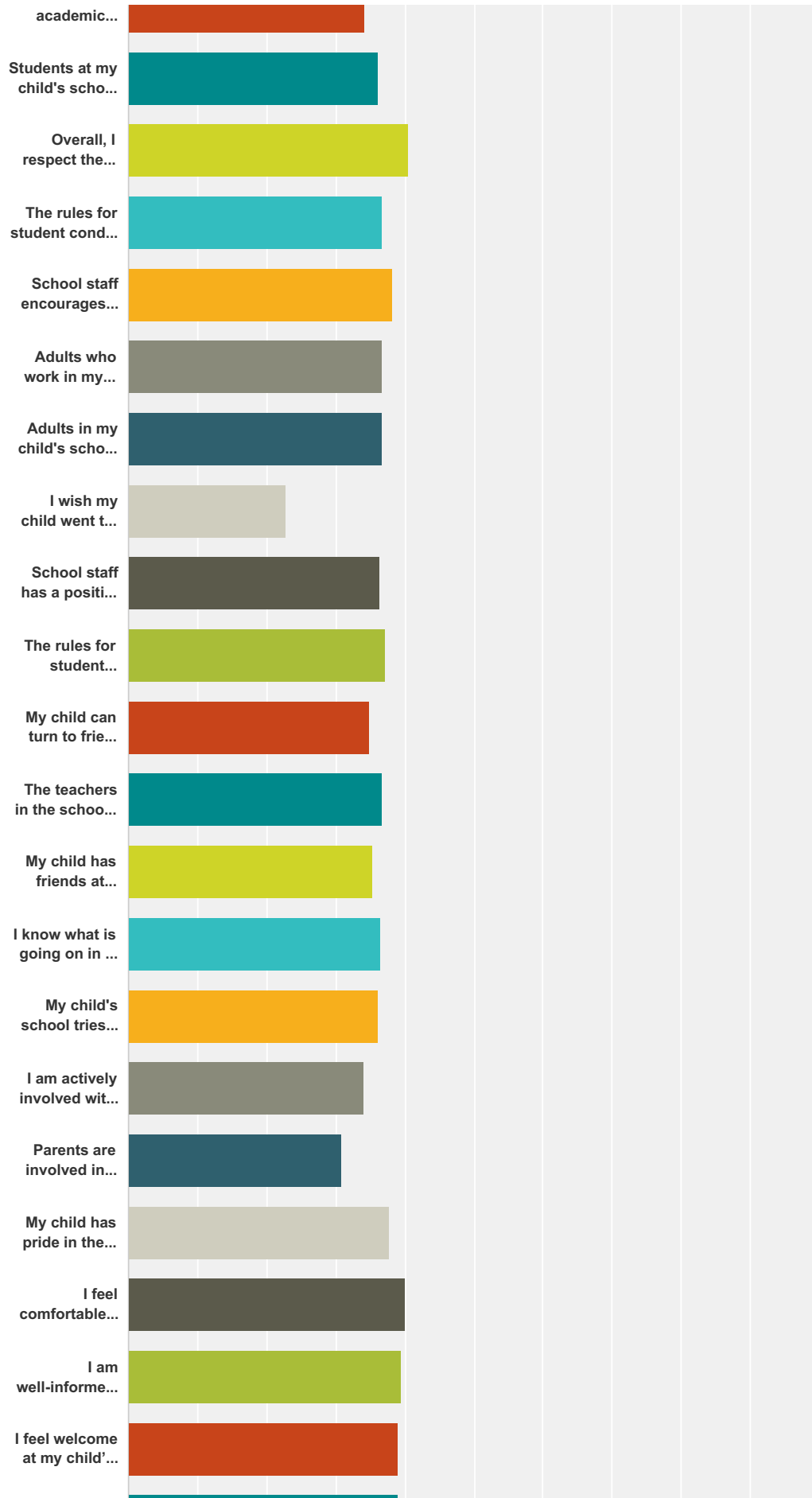
Parent Responses

Q4 Please indicate how much you agree or disagree with the following statements.

Answered: 504 Skipped: 774

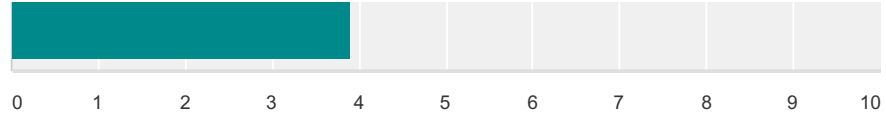


# School Climate



## School Climate

I know what my child's teac...



	Strongly Disagree	Disagree	Neutral	Agree	Strongly Agree	Total	Weighted Average
I am satisfied with the length of the school day.	2.82% 14	7.44% 37	15.69% 78	56.94% 283	17.10% 85	497	3.78
My child's school environment is clean and in good condition.	3.43% 17	7.46% 37	20.77% 103	53.23% 264	15.12% 75	496	3.69
I like my child's school building.	3.84% 19	9.49% 47	21.21% 105	52.12% 258	13.33% 66	495	3.62
My child feels safe at school.	1.82% 9	5.87% 29	16.60% 82	55.87% 276	19.84% 98	494	3.86
My child is safe going to and from school.	3.47% 17	5.10% 25	16.73% 82	53.67% 263	21.02% 103	490	3.84
The learning environment at my child's school is excellent.	3.43% 17	10.71% 53	24.44% 121	45.25% 224	16.16% 80	495	3.60
I am proud that my child attends this school.	3.24% 16	8.10% 40	24.90% 123	46.96% 232	16.80% 83	494	3.66
I am satisfied with the extracurricular activities at my child's school.	4.67% 23	13.01% 64	30.28% 149	40.65% 200	11.38% 56	492	3.41
Communication with families occurs in an open and respectful manner.	3.03% 15	7.27% 36	19.60% 97	51.52% 255	18.59% 92	495	3.75
School staff has helped my child learn how to manage time.	5.67% 28	13.97% 69	31.38% 155	40.28% 199	8.70% 43	494	3.32
Teachers assign high-quality homework that helps my child learn.	7.49% 37	10.93% 54	27.33% 135	43.72% 216	10.53% 52	494	3.39
Teachers at my child's school set high standards for students.	4.26% 21	6.49% 32	24.14% 119	50.51% 249	14.60% 72	493	3.65
My child's teachers encourage students to think independently.	3.43% 17	4.24% 21	18.79% 93	55.76% 276	17.78% 88	495	3.80
The best teachers and staff are kept at my child's school.	5.26% 26	10.32% 51	32.19% 159	37.04% 183	15.18% 75	494	3.47
Overall, I am satisfied with my child's school.	3.85% 19	7.89% 39	22.67% 112	51.62% 255	13.97% 69	494	3.64
The teachers at my child's school are excellent.	4.67% 23	6.90% 34	25.76% 127	47.06% 232	15.62% 77	493	3.62
The academic needs of students are met at my child's school.	5.69% 28	11.38% 56	20.73% 102	50.20% 247	11.99% 59	492	3.51
The teachers and staff at my child's school follow through on commitments.	2.85% 14	7.33% 36	24.44% 120	50.51% 248	14.87% 73	491	3.67
My child's academic performance has improved because of the staff at this school.	5.87% 29	11.94% 59	28.34% 140	41.50% 205	12.35% 61	494	3.43
Students at my child's school respect their teachers.	3.87% 19	7.13% 35	27.70% 136	46.84% 230	14.46% 71	491	3.61
Overall, I respect the teachers at my child's school.	2.22% 11	1.81% 9	12.30% 61	55.04% 273	28.63% 142	496	4.06

## School Climate

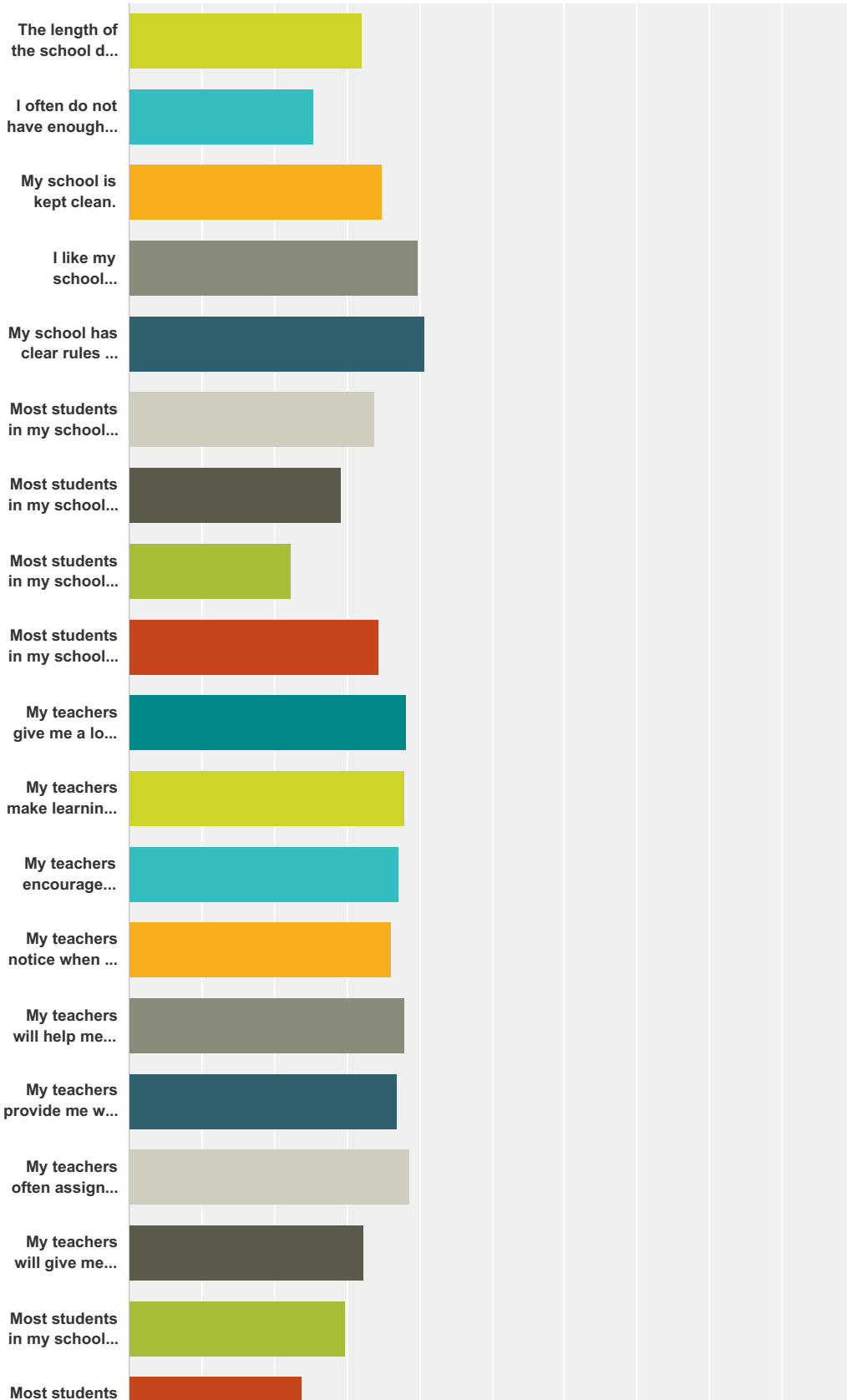
The rules for student conduct are consistently enforced at my child's school.	<b>3.64%</b> 18	<b>7.07%</b> 35	<b>23.23%</b> 115	<b>50.30%</b> 249	<b>15.76%</b> 78	495	3.67
School staff encourages students to respect each other's differences (for example, gender, race, culture, etc.).	<b>3.64%</b> 18	<b>4.25%</b> 21	<b>19.23%</b> 95	<b>52.43%</b> 259	<b>20.45%</b> 101	494	3.82
Adults who work in my child's school treat students with respect.	<b>4.68%</b> 23	<b>5.50%</b> 27	<b>22.81%</b> 112	<b>52.34%</b> 257	<b>14.66%</b> 72	491	3.67
Adults in my child's school seem to work well with one another.	<b>2.87%</b> 14	<b>3.07%</b> 15	<b>29.71%</b> 145	<b>51.64%</b> 252	<b>12.70%</b> 62	488	3.68
I wish my child went to a different school.	<b>33.88%</b> 166	<b>25.92%</b> 127	<b>22.86%</b> 112	<b>12.65%</b> 62	<b>4.69%</b> 23	490	2.28
School staff has a positive impact on my child's behavior.	<b>3.64%</b> 18	<b>6.48%</b> 32	<b>26.11%</b> 129	<b>49.39%</b> 244	<b>14.37%</b> 71	494	3.64
The rules for student behavior at my child's school are fair.	<b>3.85%</b> 19	<b>5.67%</b> 28	<b>19.64%</b> 97	<b>57.69%</b> 285	<b>13.16%</b> 65	494	3.71
My child can turn to friends at school with questions about homework.	<b>4.50%</b> 22	<b>9.00%</b> 44	<b>30.27%</b> 148	<b>46.42%</b> 227	<b>9.82%</b> 48	489	3.48
The teachers in the school have built strong relationships with my child.	<b>4.45%</b> 22	<b>4.86%</b> 24	<b>26.72%</b> 132	<b>46.15%</b> 228	<b>17.81%</b> 88	494	3.68
My child has friends at school he or she can trust and talk to about problems.	<b>3.68%</b> 18	<b>6.75%</b> 33	<b>35.38%</b> 173	<b>42.13%</b> 206	<b>12.07%</b> 59	489	3.52
I know what is going on in my child's school.	<b>4.63%</b> 23	<b>7.04%</b> 35	<b>20.12%</b> 100	<b>54.33%</b> 270	<b>13.88%</b> 69	497	3.66
My child's school tries to get family members to take part in school activities.	<b>4.68%</b> 23	<b>6.92%</b> 34	<b>25.05%</b> 123	<b>48.07%</b> 236	<b>15.27%</b> 75	491	3.62
I am actively involved with my child's school.	<b>4.66%</b> 23	<b>11.34%</b> 56	<b>36.23%</b> 179	<b>34.01%</b> 168	<b>13.77%</b> 68	494	3.41
Parents are involved in making important school decisions.	<b>8.94%</b> 44	<b>17.68%</b> 87	<b>34.55%</b> 170	<b>32.11%</b> 158	<b>6.71%</b> 33	492	3.10
My child has pride in the school.	<b>2.02%</b> 10	<b>6.28%</b> 31	<b>23.68%</b> 117	<b>49.19%</b> 243	<b>18.83%</b> 93	494	3.77
I feel comfortable talking with my child's teachers.	<b>2.82%</b> 14	<b>3.23%</b> 16	<b>13.91%</b> 69	<b>51.41%</b> 255	<b>28.63%</b> 142	496	4.00
I am well-informed about how my child is doing in school.	<b>3.64%</b> 18	<b>6.07%</b> 30	<b>10.32%</b> 51	<b>51.62%</b> 255	<b>28.34%</b> 140	494	3.95
I feel welcome at my child's school.	<b>3.03%</b> 15	<b>4.65%</b> 23	<b>15.56%</b> 77	<b>53.13%</b> 263	<b>23.64%</b> 117	495	3.90
I know what my child's teacher expects of my child.	<b>2.44%</b> 12	<b>5.28%</b> 26	<b>15.65%</b> 77	<b>52.44%</b> 258	<b>24.19%</b> 119	492	3.91

School Climate

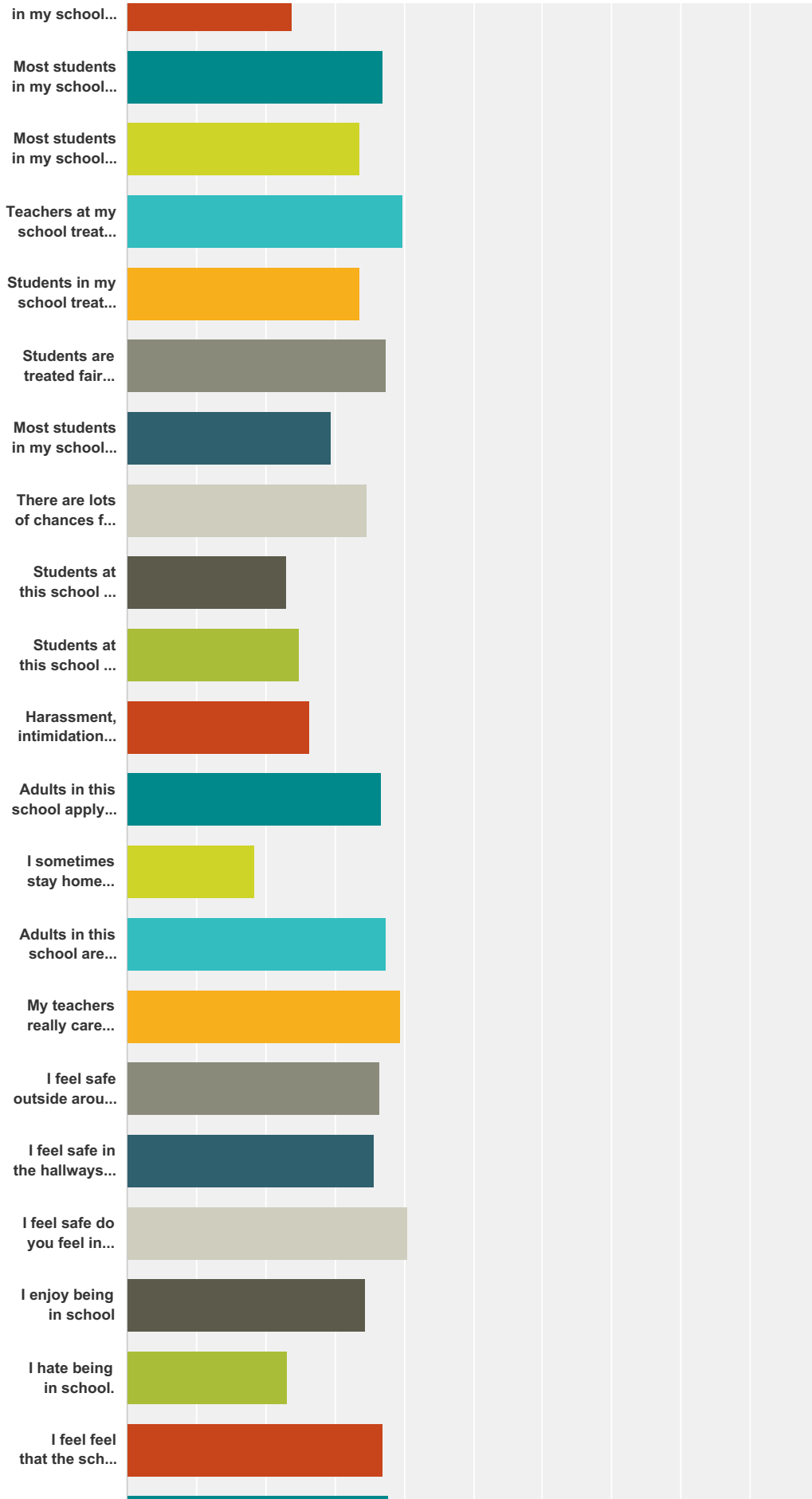
Student Responses

Q5 Please indicate how much you agree or disagree with the following statements.

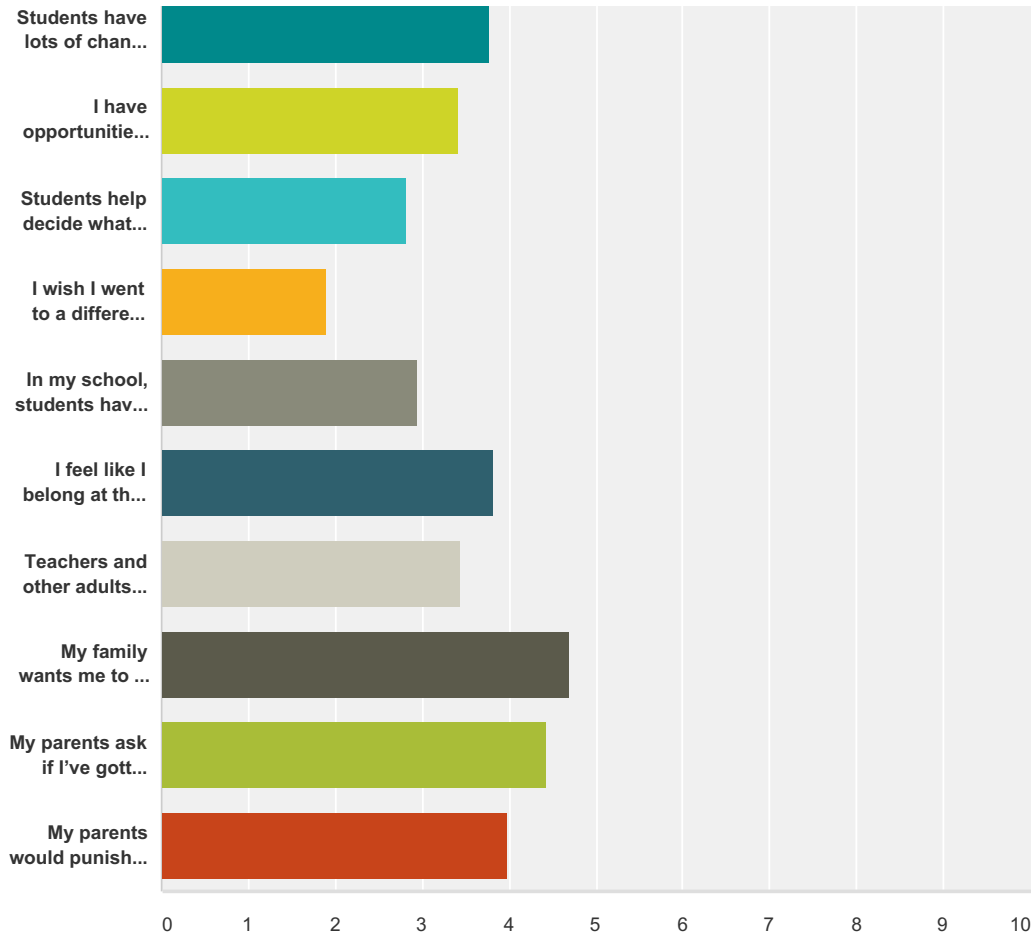
Answered: 505 Skipped: 773



# School Climate



## School Climate



	Strongly Disagree	Disagree	Neutral	Agree	Strongly Agree	Total	Weighted Average
The length of the school day is about right.	11.00% 53	16.18% 78	25.93% 125	34.23% 165	12.66% 61	482	3.21
I often do not have enough time to get from one class to the next.	21.59% 103	26.62% 127	31.87% 152	14.68% 70	5.24% 25	477	2.55
My school is kept clean.	6.08% 29	14.47% 69	25.58% 122	32.08% 153	21.80% 104	477	3.49
I like my school building.	3.79% 18	5.89% 28	19.16% 91	30.95% 147	40.21% 191	475	3.98
My school has clear rules and consequences for behavior.	3.55% 17	4.80% 23	15.24% 73	33.61% 161	42.80% 205	479	4.07
Most students in my school do their best, even when their work is difficult.	7.35% 35	14.71% 70	31.72% 151	24.79% 118	21.43% 102	476	3.38
Most students in my school do all their homework.	11.86% 56	23.94% 113	30.93% 146	25.42% 120	7.84% 37	472	2.93
Most students in my school think it is OK to cheat if other students are cheating.	42.47% 203	19.04% 91	18.62% 89	12.76% 61	7.11% 34	478	2.23
Most students in my school try to do a good job on schoolwork even when it is not interesting.	6.29% 30	12.79% 61	28.51% 136	33.96% 162	18.45% 88	477	3.45
My teachers give me a lot of encouragement.	6.54% 31	10.34% 49	16.67% 79	26.37% 125	40.08% 190	474	3.83



## School Climate

My teachers make learning interesting.	<b>7.73%</b> 36	<b>5.58%</b> 26	<b>19.74%</b> 92	<b>33.69%</b> 157	<b>33.26%</b> 155	466	3.79
My teachers encourage students to share their ideas about things we are studying in class.	<b>6.72%</b> 32	<b>7.77%</b> 37	<b>22.48%</b> 107	<b>34.24%</b> 163	<b>28.78%</b> 137	476	3.71
My teachers notice when I am doing a good job and let me know about it.	<b>7.82%</b> 37	<b>9.51%</b> 45	<b>22.41%</b> 106	<b>34.25%</b> 162	<b>26.00%</b> 123	473	3.61
My teachers will help me improve my work if I do poorly on an assignment.	<b>5.33%</b> 25	<b>8.53%</b> 40	<b>19.83%</b> 93	<b>34.33%</b> 161	<b>31.98%</b> 150	469	3.79
My teachers provide me with lots of chances to be part of class discussions or activities.	<b>4.26%</b> 20	<b>7.23%</b> 34	<b>27.45%</b> 129	<b>35.96%</b> 169	<b>25.11%</b> 118	470	3.70
My teachers often assign homework that helps me learn.	<b>5.31%</b> 25	<b>6.37%</b> 30	<b>18.68%</b> 88	<b>35.24%</b> 166	<b>34.39%</b> 162	471	3.87
My teachers will give me extra help at school outside of our regular class.	<b>10.68%</b> 50	<b>14.96%</b> 70	<b>30.77%</b> 144	<b>27.14%</b> 127	<b>16.45%</b> 77	468	3.24
Most students in my school are well-behaved.	<b>11.91%</b> 56	<b>22.13%</b> 104	<b>31.91%</b> 150	<b>22.77%</b> 107	<b>11.28%</b> 53	470	2.99
Most students in my school do not really care about each other.	<b>27.18%</b> 128	<b>28.66%</b> 135	<b>27.60%</b> 130	<b>11.04%</b> 52	<b>5.52%</b> 26	471	2.39
Most students in my school help each other when asked.	<b>4.69%</b> 22	<b>8.53%</b> 40	<b>24.95%</b> 117	<b>37.10%</b> 174	<b>24.73%</b> 116	469	3.69
Most students in my school treat each other well.	<b>7.10%</b> 33	<b>13.12%</b> 61	<b>31.40%</b> 146	<b>32.26%</b> 150	<b>16.13%</b> 75	465	3.37
Teachers at my school treat students with respect.	<b>6.37%</b> 30	<b>5.31%</b> 25	<b>15.92%</b> 75	<b>28.87%</b> 136	<b>43.52%</b> 205	471	3.98
Students in my school treat each other with respect.	<b>5.81%</b> 27	<b>13.33%</b> 62	<b>34.41%</b> 160	<b>31.18%</b> 145	<b>15.27%</b> 71	465	3.37
Students are treated fairly by the adults in the school.	<b>6.87%</b> 32	<b>8.80%</b> 41	<b>20.39%</b> 95	<b>31.12%</b> 145	<b>32.83%</b> 153	466	3.74
Most students in my school are easily able to work out disagreements with other students.	<b>13.80%</b> 65	<b>19.75%</b> 93	<b>34.18%</b> 161	<b>22.72%</b> 107	<b>9.55%</b> 45	471	2.94
There are lots of chances for students in my school to talk with a teacher one-on-one.	<b>8.07%</b> 38	<b>10.62%</b> 50	<b>28.66%</b> 135	<b>32.06%</b> 151	<b>20.59%</b> 97	471	3.46
Students at this school are often bullied.	<b>33.91%</b> 157	<b>25.92%</b> 120	<b>23.54%</b> 109	<b>9.50%</b> 44	<b>7.13%</b> 33	463	2.30
Students at this school are often teased or picked on.	<b>28.66%</b> 133	<b>25.65%</b> 119	<b>23.28%</b> 108	<b>14.22%</b> 66	<b>8.19%</b> 38	464	2.48
Harassment, intimidation, and bullying by other students are a problem at my school.	<b>31.77%</b> 149	<b>19.19%</b> 90	<b>18.98%</b> 89	<b>13.86%</b> 65	<b>16.20%</b> 76	469	2.64
Adults in this school apply the same rules to all students equally.	<b>7.96%</b> 37	<b>11.61%</b> 54	<b>17.42%</b> 81	<b>30.54%</b> 142	<b>32.47%</b> 151	465	3.68
I sometimes stay home because I do not feel safe at school.	<b>55.86%</b> 262	<b>20.90%</b> 98	<b>11.73%</b> 55	<b>5.97%</b> 28	<b>5.54%</b> 26	469	1.84
Adults in this school are usually willing to make the time to give students extra help.	<b>6.28%</b> 29	<b>7.36%</b> 34	<b>21.65%</b> 100	<b>35.50%</b> 164	<b>29.22%</b> 135	462	3.74
My teachers really care about me.	<b>7.22%</b> 33	<b>4.81%</b> 22	<b>17.29%</b> 79	<b>28.45%</b> 130	<b>42.23%</b> 193	457	3.94
I feel safe outside around the school.	<b>8.11%</b> 37	<b>9.87%</b> 45	<b>20.83%</b> 95	<b>30.04%</b> 137	<b>31.14%</b> 142	456	3.66
I feel safe in the hallways and bathrooms of the school.	<b>8.97%</b> 41	<b>13.35%</b> 61	<b>19.69%</b> 90	<b>26.70%</b> 122	<b>31.29%</b> 143	457	3.58

## School Climate

I feel safe do you feel in your classes.	<b>4.18%</b> 19	<b>3.08%</b> 14	<b>16.04%</b> 73	<b>36.26%</b> 165	<b>40.44%</b> 184	455	4.06
I enjoy being in school	<b>13.75%</b> 62	<b>9.09%</b> 41	<b>24.17%</b> 109	<b>24.83%</b> 112	<b>28.16%</b> 127	451	3.45
I hate being in school.	<b>39.96%</b> 181	<b>17.88%</b> 81	<b>22.96%</b> 104	<b>8.83%</b> 40	<b>10.38%</b> 47	453	2.32
I feel feel that the school work assigned is meaningful and important.	<b>7.47%</b> 34	<b>7.25%</b> 33	<b>24.18%</b> 110	<b>30.77%</b> 140	<b>30.33%</b> 138	455	3.69
Students have lots of chances in my school to get involved insports, clubs, and other school activities outside of class.	<b>7.68%</b> 35	<b>6.80%</b> 31	<b>21.05%</b> 96	<b>29.17%</b> 133	<b>35.31%</b> 161	456	3.78
I have opportunities to express myself at school.	<b>8.20%</b> 37	<b>11.31%</b> 51	<b>28.16%</b> 127	<b>33.92%</b> 153	<b>18.40%</b> 83	451	3.43
Students help decide what goes on in my school.	<b>17.33%</b> 78	<b>22.89%</b> 103	<b>30.67%</b> 138	<b>18.22%</b> 82	<b>10.89%</b> 49	450	2.82
I wish I went to a different school.	<b>54.83%</b> 244	<b>17.98%</b> 80	<b>15.06%</b> 67	<b>6.29%</b> 28	<b>5.84%</b> 26	445	1.90
In my school, students have lots of chances to help decide things, like activities and rules.	<b>17.82%</b> 80	<b>19.82%</b> 89	<b>26.73%</b> 120	<b>21.60%</b> 97	<b>14.03%</b> 63	449	2.94
I feel like I belong at this school.	<b>5.96%</b> 27	<b>8.17%</b> 37	<b>22.52%</b> 102	<b>23.18%</b> 105	<b>40.18%</b> 182	453	3.83
Teachers and other adults here listen to students' ideas about the school.	<b>10.02%</b> 45	<b>11.80%</b> 53	<b>26.06%</b> 117	<b>28.29%</b> 127	<b>23.83%</b> 107	449	3.44
My family wants me to do well in school.	<b>1.11%</b> 5	<b>1.33%</b> 6	<b>3.76%</b> 17	<b>14.60%</b> 66	<b>79.20%</b> 358	452	4.69
My parents ask if I've gotten my homework done.	<b>2.64%</b> 12	<b>1.76%</b> 8	<b>7.71%</b> 35	<b>25.55%</b> 116	<b>62.33%</b> 283	454	4.43
My parents would punish me if they found out I skipped school.	<b>10.53%</b> 48	<b>5.48%</b> 25	<b>12.94%</b> 59	<b>16.23%</b> 74	<b>54.82%</b> 250	456	3.99