

School Nutrition – Team Spirit

&
**Challenging
Changes**



Presented by Michelle Jenkins, RD
Director of Food Services and Child
Nutrition

Good Nutrition is Our Mission




Program Objectives:

To provide nutritious, well-balanced meals, milk or snacks to students in order to promote sound eating habits, foster good health, and academic achievements.

Students who have satisfied their nutritional needs are better behaved at school, have longer attention spans, score higher on tests, and are more interested in the education program.

School Breakfast (SBP):

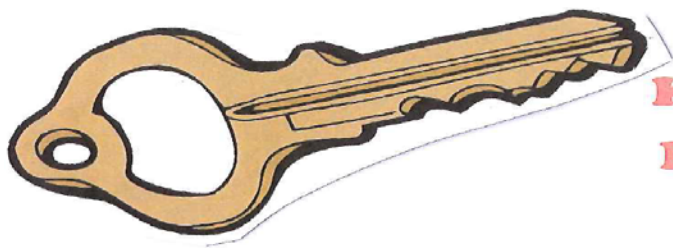
Energize your day with a School Breakfast! Students receive a well-balanced breakfast that will provide 1/4 of the RDA's to be consistent with the Dietary Guidelines for Americans. Many students, regardless of income levels, come to school without breakfast. SBP will ensure that our schoolchildren have access to a well-balanced meal every morning at school!



National School Lunch (NSLP):

Students receive a well-balanced lunch that will provide 1/3 of the RDA's of protein, vitamin A, vitamin C, iron, calcium, and calories. Lunch is consistent with the Dietary Guidelines for Americans. The goal of the NSLP is to ensure that every child gets the nutritious lunch they need for physical and academic well-being. Additionally, NSLP reinforces the nutrition education taught in the classroom.

- More whole grains, fruits, and vegetables;
- low-fat dairy products; and less sodium and fat.
- Menus are planned for grades K-5, 6-8 and 9-12 and will demonstrate to students correct portion sizes.



KEY POINTS OF INFORMATION

- ALL SCHOOLS SERVE BREAKFAST & LUNCH DAILY

PAID BREAKFAST: ELE - \$1.60, MS - \$1.85, HS - \$2.10 NO CHARGE FOR REDUCED BREAKFAST

PAID LUNCH: ELE - \$2.85, MS - \$3.35, HS - \$3.60 REDUCED LUNCH \$.40
- STUDENTS MUST TAKE AT LEAST ONE ½ C SERVING OF A FRUIT OR A VEGETABLE ALONG WITH 2 OTHER ITEMS IN ORDER TO BE CLAIMED AS A SCHOOL MEAL
- FREE AND REDUCED APPLICATIONS MUST BE FILLED OUT & PROCESSED EVERY YEAR. PREVIOUS ELIGIBILITY STATUS WILL EXPIRE AFTER A 30 DAY GRACE PERIOD. NEW THIS YEAR FREE & REDUCED MEAL APPLICATIONS ARE AVAILABLE ON LINE
- MEAL PAYMENT OPTIONS:
CASH OR CHECK (PLEASE MAKE SURE STUDENTS FIRST & LAST NAME IS ON THE CHECK.)
ONLINE PAYMENTS (WWW.MYSCHOOLBUCKS.COM)
- SIGN UP FOR A MY SCHOOL BUCKS ACCOUNT TO VIEW YOUR CHILD'S MEAL TRANSACTIONS.

2015-2016 ACCOMPLISHMENTS

- * IMPLEMENTED BIC PILOT AT ARLETH SCHOOL WHICH PROVED TO BE SUCCESSFUL GENERATING 2 TO 3 TIMES MORE REVENUE THAN THE OTHER ELEMENTARY SCHOOLS.
- * ADMINISTRATIVE REVIEW WAS SUCCESSFULLY COMPLETED FEB 22-24, 2016
- * WELLNESS COMMITTEE REMAINS ACTIVE WITH MEMBERS CONTINUING TO DISSEMINATE INFORMATION TO STUDENTS,PARENTS AND STAFF. SCHOOLS WERE INVOLVED IN MANY WELLNESS ACTIVITIES DISTRICT WIDE.
- * MANDATORY PROFESSIONAL STANDARDS TRAINING FOR ALL FOOD SERVICE STAFF.



MAKING STRIDES

- * NUTRITION EDUCATION ON NEW MEAL REGULATIONS**
- * ESTABLISHING STUDENT ADVISORY GROUPS**
- * INCREASE MEAL PARTICIPATION**
- * THEME DAYS**
- * MARKETING & FOOD PRESENTATION**
- * EXPANDING MENU SELECTIONS**
- * EXPANDING BREAKFAST IN THE CLASSROOM**
- * SCHOOL GARDENS**
- PROVIDING MORE INFORMATION ON THE DISTRICT WEBSITE**

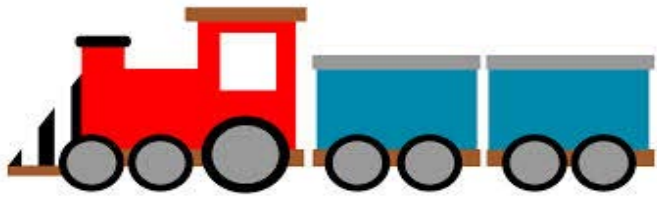


LUNCH PARTICIPATION SEPTEMBER 2016

SCHOOL	AVG. MEALS	% PARTICIPATION
ARLETH	217	46%
EISENHOWER	239	46%
TRUMAN	205	43%
WILSON	163	45%
MIDDLE SCHOOL	563	43%
HIGH SCHOOL	711	43%
SAMSEL UES	471	43%
2016 - AVG. TOTAL MEALS SERVED DAILY	2569	43% (17)
2015 - AVG. TOTAL MEALS SERVED DAILY (17 DAYS)	2434	41%
2014 - AVG. TOTAL MEALS SERVED DAILY (18 DAYS)	2490	44%

LUNCH PARTICIPATION OCTOBER 2016

SCHOOL	AVG. MEALS	% PARTICIPATION
ARLETH	250	54%
EISENHOWER	281	54%
TRUMAN	247	52%
WILSON	191	53%
MIDDLE SCHOOL	627	47%
HIGH SCHOOL	713	43%
SAMSEL UES	536	49%
2016 - AVG. TOTAL MEALS SERVED DAILY	2845	48% (19)
2015- AVG. TOTAL MEALS SERVED DAILY (22 DAYS)	2739	47%
2014 - AVG. TOTAL MEALS SERVED DAILY (23 DAYS)	2766	48%



EXPRESS

Come aboard and try the Lunch Box Express.....

New & exciting alternate lunch choices coming your way!!

Lunch box Express is a variety of prepackaged lunches similar to “lunchables” sold in supermarkets. These meals are developed to be grab & go lunches which are “kid appealing and healthy”. All are Fun & easy to eat! These express meals contain finger-style foods including fruits & veggies and are prepared to provide a nutritious, healthy lunch option.

Students may take milk with all Lunch Box Express lunches!!!

Fiesta Lunch Box - Includes baked corn chips shredded cheese and lettuce and salsa. Served with a fresh fruit and a whole grain treat.

Bagel Lunch Box – Includes a whole grain bagel, sliced cheese. Served with carrots sticks, fresh fruit and a whole grain treat.

NEW Pita Pizza Lunch Box – Create your own pita pizza with tomato sauce, low-fat mozzarella cheese. Served with carrots sticks, and fresh fruit and a whole grain treat.

NEW Yogurt, Fruit & Cheese Lunch Box – Includes low fat flavored yogurt served with grapes, string cheese and carrot sticks and a whole grain treat.

NEW Deli Nibbler Lunch Box– Nibble on your favorite mini cracker sandwiches with turkey, ham & cheese. Create your own with whole grain crackers and bite size portions of deli meats & cheeses. Served with carrots sticks, fresh fruit and a whole grain treat.

NEW Sun Butter & Jelly Lunch Box - A peanut free twist on PB&J. A sandwich made with sun butter & jelly on whole grain bread. Served with carrots sticks, fresh fruit and a whole grain treat.

NEW Veggie Delight Lunch Box – Includes whole grain pita wedges & hummus. Served with carrot & celery sticks, fresh fruit and a whole grain treat.

AREAS THAT NEED IMPROVEMENT

- * CANDY AND OTHER FOOD SALES THAT OCCUR DURING SCHOOL HOURS
- * FOOD ALLERGIES
- * WEBSITE COMMUNICATION
- * COMPLIANCE WITH THE COMPLETION OF FREE AND REDUCED APPLICATIONS
- * DEALING WITH IOU'S



2016-2017

WHAT'S COOKING FOR THIS YEAR?

- * MORE VARIETY OF FRESH PRODUCE THROUGH COMMODITIES
- * BREAKFAST IN THE CLASSROOM AT TRUMAN SCHOOL, WILSON & EISENHOWER TO FOLLOW
- * UPDATE WELLNESS POLICY TO INCLUDE MEASURABLE GOALS
- * DEVELOP A MANDATED IOU POLICY

	AUDITED	AUDITED	AUDITED	AUDITED	ANTICIPATED	ANTICIPATED
	<u>2012-13</u>	<u>2013-14</u>	<u>2014-15</u>	<u>2015-16</u>	<u>2016-17</u>	<u>2017-18</u>
OPERATING REVENUE						
DAILY SALES	\$ 984,037.24	\$ 985,703.85	\$ 1,048,456.81	\$ 1,081,226.37	\$ 1,115,000.00	\$ 1,151,000.00
OTHER	\$ 1,918.73	\$ 1,504.73	\$ -	\$ -	\$ -	\$ -
NONOPERATING REVENUE						
STATE SCHOOL LUNCH	\$ 23,129.45	\$ 22,478.77	\$ 25,206.28	\$ 24,124.20	\$ 23,500.00	\$ 24,000.00
NATIONAL SCHOOL LUNCH	\$ 994,461.95	\$ 1,005,785.43	\$ 1,069,791.86	\$ 1,146,703.77	\$ 1,200,000.00	\$ 1,255,000.00
USDA FOOD COMMODITIES	\$ 146,358.82	\$ 151,850.76	\$ 174,589.38	\$ 155,944.68	\$ 160,000.00	\$ 165,000.00
TOTAL REVENUE	\$ 2,149,906.19	\$ 2,167,323.54	\$ 2,318,044.33	\$ 2,407,999.02	\$ 2,498,500.00	\$ 2,595,000.00
OPERATING EXPENSES						
COST OF SALES	\$ 1,012,354.49	\$ 933,500.75	\$ 1,004,380.79	\$ 1,053,095.13	\$ 1,100,000.00	\$ 1,150,000.00
SALARIES	\$ 936,724.63	\$ 960,753.43	\$ 926,623.09	\$ 1,003,776.45	\$ 1,031,000.00	\$ 1,051,620.00
EMPLOYEE BENEFITS	\$ 142,292.70	\$ 146,180.04	\$ 154,035.45	\$ 187,117.43	\$ 195,000.00	\$ 208,650.00
REPAIRS AND MAINTENANCE	\$ 37,214.05	\$ 24,624.69	\$ 31,179.32	\$ 41,611.41	\$ 46,000.00	\$ 51,000.00
SUPPLIES AND MATERIALS	\$ 102,775.18	\$ 115,670.70	\$ 162,414.99	\$ 96,019.07	\$ 100,000.00	\$ 104,000.00
MISCELLANEOUS	\$ 6,287.30	\$ 1,698.00	\$ 3,305.85	\$ 2,001.15	\$ 2,000.00	\$ 2,000.00
DEPRECIATION	\$ 2,189.00	\$ -	\$ -	\$ -	\$ -	\$ -
TOTAL OPERATING EXPENSES	\$ 2,239,837.35	\$ 2,182,427.61	\$ 2,281,939.49	\$ 2,383,620.64	\$ 2,474,000.00	\$ 2,567,270.00
NET PROFIT(LOSS)	\$ (89,931.16)	\$ (15,104.07)	\$ 36,104.84	\$ 24,378.38	\$ 24,500.00	\$ 27,730.00
RETAINED EARNINGS 7/1	\$ 208,198.59	\$ 118,267.43	\$ 103,163.36	\$ 139,268.20	\$ 163,646.58	\$ 188,146.58
RETAINED EARNINGS 6/30	\$ 118,267.43	\$ 103,163.36	\$ 139,268.20	\$ 163,646.58	\$ 188,146.58	\$ 215,876.58