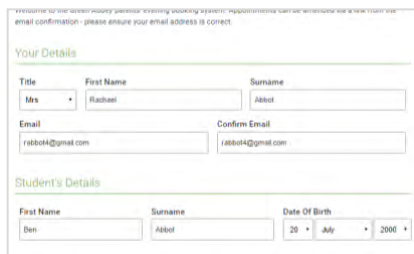


Pudong - Parents' Guide for Booking Appointments

Browse to <https://scispd.schoolcloud.co.uk/>



Your Details

Title	First Name	Surname
Mrs	Rabael	Abbot

Email rabo4@gmail.com **Confirm Email** rabo4@gmail.com

Student's Details

First Name	Surname	Date Of Birth
Ben	Abbot	20 July 2000

Step 1: Login

Fill out the details on the page then click the *Log In* button. Ensure that your first and last name match those you have used in *ManageBac*.

A confirmation of your appointments will be sent to the email address you provide.

Enter your child's details exactly as how they appear in *ManageBac*.



September Parents Evening

This is to allow parents and teachers to discuss progress and will take place on 13th and 14th September. Note that on the 13th there will be sessions available both in-person and via video call.

Click a date to continue

- Monday, 13th September
In-person & video call
[Click for bookings](#)
- Tuesday, 14th September
In-person
[Click for bookings](#)

[I'm unable to attend](#)

Step 2: Select Parents' Evening

Click on the date you wish to book.

Unable to make all of the dates listed? Click *I'm unable to attend*.



Choose Teachers

If there is a teacher you do not wish to see, please untick them before you continue.

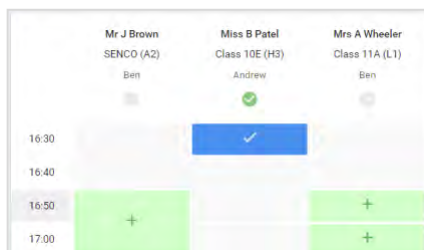
Ben Abbot

<input checked="" type="checkbox"/> Mr J Brown SENCO	<input checked="" type="checkbox"/> Mrs A Wheeler Class 11A
---	--

[Continue to Book Appointments](#)

Step 3: Choose Teachers

Select the teachers you'd like to book appointments with. A green tick indicates they're selected. To de-select, click on their name.



	Mr J Brown SENCO (A2)	Miss B Patel Class 10E (H3)	Mrs A Wheeler Class 11A (L1)
Ben		Andrew	Ben
16:30		✓	
16:40			
16:50	+		+
17:00			+

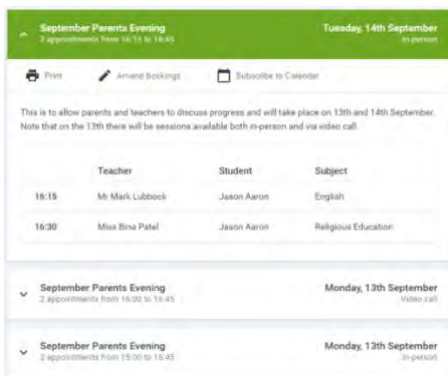
Step 4: Book Appointments

Click any of the green cells to make an appointment. Blue cells signify where you already have an appointment. Grey cells are unavailable.

To change an appointment, delete the original by hovering over the blue box and clicking *Delete*. Then choose an alternate time.

You can optionally leave a message for the teacher to say what you'd like to discuss, or raise anything beforehand.

Once you're finished booking all appointments, at the top of the page in the alert box, press *click here* to finish the booking process.



September Parents Evening Tuesday, 14th September
2 appointments from 16:30 to 16:45

[Print](#) [Amend Bookings](#) [Subscribe to Calendar](#)

This is to allow parents and teachers to discuss progress and will take place on 13th and 14th September. Note that on the 13th there will be sessions available both in-person and via video call.

Teacher	Student	Subject
18:15 Mr Mark Lubbock	Jason Aaron	English
16:30 Miss Bina Patel	Jason Aaron	Religious Education

September Parents Evening Monday, 13th September
2 appointments from 16:30 to 16:45 Video call

September Parents Evening Monday, 13th September
2 appointments from 16:30 to 16:45 In-person

Step 5: Finished

All your bookings now appear on the My Bookings page. An email confirmation has been sent and you can also print appointments by pressing *Print*. Click *Subscribe to Calendar* to add these and any future bookings to your calendar.

To change your appointments, click on *Amend Bookings*.