



## *Community Transmittal*

Dear Lompoc Community,

### **Interviews & Recruiting**

This week we held interviews for Special Education, Elementary, Math and English. We are excited with the pace of hiring and the caliber of the candidates. It is a great sign for next year! We also reached out to Cultural Vistas, who we are working with regarding international teachers, to see if there are any Ukranian teachers who are interested in coming to the US to teach. Once they are vetted, we are hopeful to set up interviews and see if there are any candidates that are a fit for LUSD.

### **Cultural Vistas**

As many of you know, this last year we had various teaching positions we were not able to fill; English, Science, and even some elementary. So, beginning in November, we started working with Cultural Vistas to recruit international teachers with a minimum of five years teaching experience to come to LUSD. As shared in previous transmittals, we have interviewed and offered to four candidates with tremendous experience, and who all are very student-centered in their approach to teaching. Obviously, coming to the United States to work on a visa takes a lot of work for both parties; the employee and the employer. We are excited for the diversity that this will also bring to our teaching force.

### **Illuminate Data Review**

We held our Midyear data review with Illuminate. During this time, we went through usage and progress of students and staff logging in and taking unit assessments utilizing the Illuminate DNA platform. We were excited to see that 93.4% of our students have taken a unit assessment and more than 39 thousand unit assessments have been completed encompassing grades TK-12th units 1-4 ELA and Math. This allows teachers to mitigate learning loss from COVID-19 and plan for targeted instruction. Our teachers continue to step up and persevere through learning a new assessment platform and data review process. Our students continue to make gains.

# Illuminate Usage Report

## 3 Year Summary

Date Ranges:  
 Y1: 6/30/2019 - 3/15/2020  
 Y2: 6/30/2020 - 3/15/2021  
 Y3: 6/30/2021 - 3/15/2022

Site(s): All

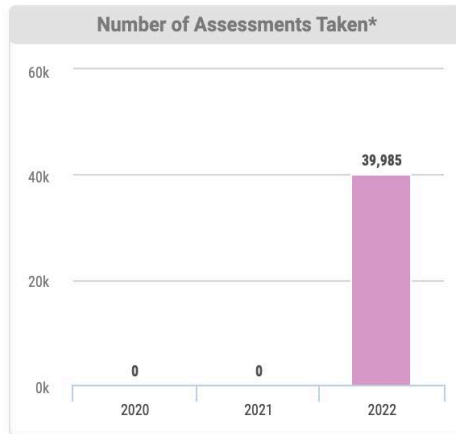
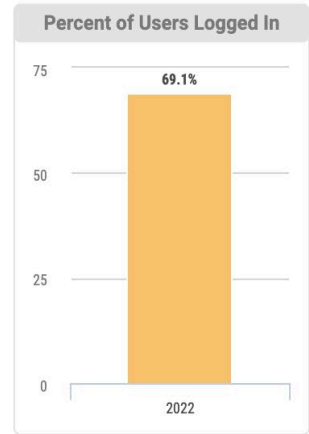
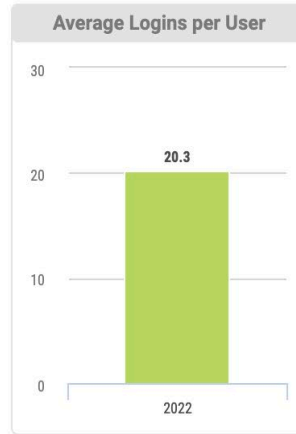
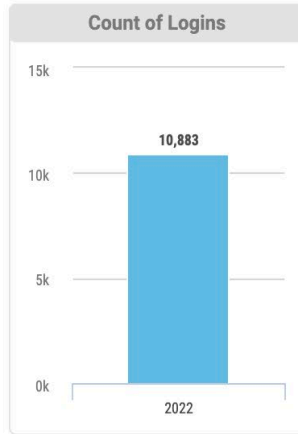
Department(s): All

Grade Level(s): All

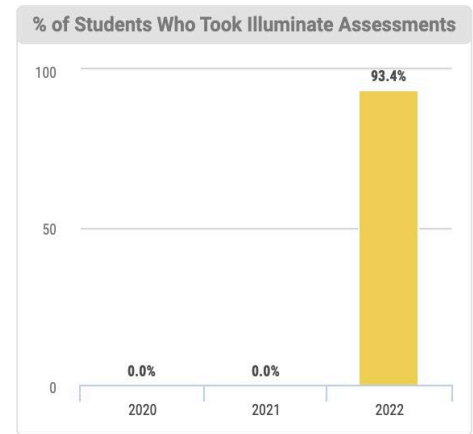
*Illuminate uses the end year of the academic year. For example, "2022" refers to the 2021-2022 academic year.*

*The Illuminate user and inactive users have been filtered out of login counts.*

Page 1 of 4



*\*Click a column to get an assessment type breakdown. Department filter does not apply to this chart.*



*Department filter does not apply to this chart.*

## NWEA Winter Growth Reports

Mark Christian from NWEA met with our Education Services leadership team on Monday. All of our K-6th grade students were assessed for Reading and Math using the NWEA Growth Assessments. Mark shared the growth data summary from our winter window. The yellow diamond is the national norm projected growth for that grade level and the blue bar is LUSD's observed growth. The ideal picture is to see a yellow diamond in a blue box. As evident in the bar graph below, the achievement of our students is moving closer to the targeted national norms. When we look closely, we can see that K-6th ELA has higher observed growth and we can credit this to the intentional focus we have from our Standards Alignment Project. This is the fruit of our teacher's labor with teaching to the standards and working to set the floor for quality education for our students.



map  
GROWTH

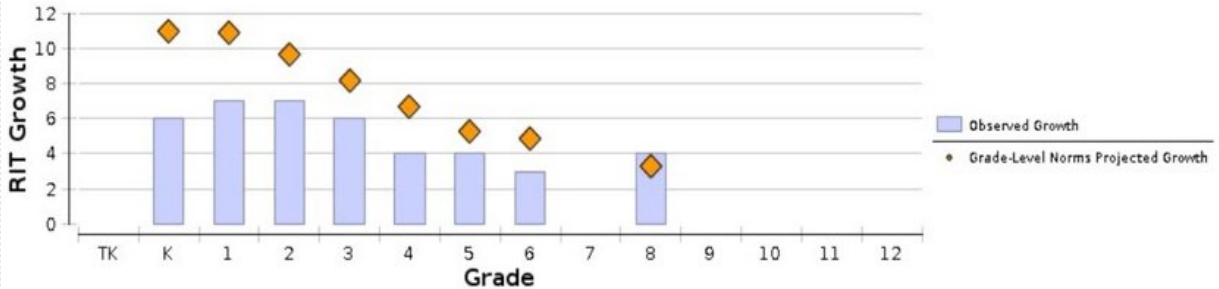
### Student Growth Summary Report

Aggregate by District

Term: Winter 2021-2022  
District: Lompoc Unified School District

Norms Reference Data: 2020 and User Norms<sup>1</sup>  
Growth Comparison Period: Fall 2021 - Winter 2022  
Weeks of Instruction: Start - 3 (Fall 2021)<sup>2</sup>  
End - 20 (Winter 2022)<sup>3</sup>  
Grouping: None  
Small Group Display: No

#### Math: Math K-12



#### Explanatory Notes

<sup>1</sup>User norms are based on the group of students who have taken the test in the selected subject and course. These results are not comparable to results based on nationally representative norms.  
<sup>2</sup>These values for weeks of instruction are the median across your schools and are used in all calculations except the Student Norms section, which uses the values from each student's school of record.  
<sup>3</sup>Summaries for groups of fewer than 10 students are not shown, as the sample size may be too small for acceptable statistical reliability.  
<sup>4</sup>Calculations not provided because students have no MAP results in at least one of the terms. The Growth Count is zero.  
<sup>5</sup>Growth Count provided reflects students with MAP results in both the Start and End terms. Observed Growth calculation is based on that student data.

Generated by: Stephanie Wingate  
2/23/22, 9:41:30 AM

CONFIDENTIALITY NOTICE: This information may be confidential and legally protected from disclosure.  
© NWEA 2022. MAP is a registered trademark. NWEA, MAP Growth and MAP Skills are trademarks of NWEA in the U.S. and in other countries.  
© Copyright 2010, National Governors Association Center for Best Practices and Council of Chief State School Officers. All rights reserved.

Page 1 of 6

nwea



map  
GROWTH

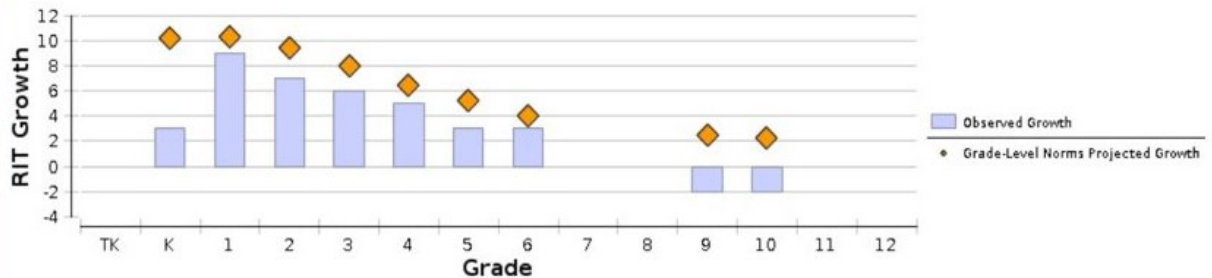
### Student Growth Summary Report

Aggregate by District

Term: Winter 2021-2022  
District: Lompoc Unified School District

Norms Reference Data: 2020 and User Norms<sup>1</sup>  
Growth Comparison Period: Fall 2021 - Winter 2022  
Weeks of Instruction: Start - 3 (Fall 2021)<sup>2</sup>  
End - 20 (Winter 2022)<sup>3</sup>  
Grouping: None  
Small Group Display: No

#### Language Arts: Reading



#### Explanatory Notes

<sup>1</sup>User norms are based on the group of students who have taken the test in the selected subject and course. These results are not comparable to results based on nationally representative norms.  
<sup>2</sup>These values for weeks of instruction are the median across your schools and are used in all calculations except the Student Norms section, which uses the values from each student's school of record.  
<sup>3</sup>Summaries for groups of fewer than 10 students are not shown, as the sample size may be too small for acceptable statistical reliability.  
<sup>4</sup>Calculations not provided because students have no MAP results in at least one of the terms. The Growth Count is zero.  
<sup>5</sup>Growth Count provided reflects students with MAP results in both the Start and End terms. Observed Growth calculation is based on that student data.

Generated by: Stephanie Wingate  
2/23/22, 9:41:30 AM

CONFIDENTIALITY NOTICE: This information may be confidential and legally protected from disclosure.  
© NWEA 2022. MAP is a registered trademark. NWEA, MAP Growth and MAP Skills are trademarks of NWEA in the U.S. and in other countries.  
© Copyright 2010, National Governors Association Center for Best Practices and Council of Chief State School Officers. All rights reserved.

Page 1 of 6

nwea

## Standards Alignment Project

During the last two weeks, teachers and administrators have been engaging in their Unit 4 Data Review Session. DRS 4 was a new and exciting experience because we were able to review our unit assessment with our student demographic groups identified. This helped drive a meaningful conversation around what we can agree to do to ensure all of our students can access the standards

being taught in each unit. Teachers took the Unit 5 assessment, added feedback, and discussed best practices for the upcoming standards. Reflection, collaboration, and focus on common agreements were key to making this the best DRS yet.

### **March 25 - All Staff Professional Development**

Professional development is the strategy school districts use to ensure that educators continue to strengthen their practice throughout their career. The most effective professional development engages teams of teachers to focus on the needs of their students. They learn and problem-solve together in order to ensure all students achieve success. In collaboration with all District departments and using the feedback from our teachers, we have created a meaningful, engaging and in-person day of professional growth on March 25.

### **Special Education “Annual Determination Letter”**

On March 14, LUSD received the “Annual Determination Letter” from the California Department of Education pursuant to monitoring the District’s implementation of educational services for students with disabilities. The letter details three separate areas: area of determination, monitoring, and significant disproportionality determination. LUSD’s area of determination is Needs Intervention. Needs Intervention means that LUSD will work with Santa Barbara County SELPA and the State to perform a Root Cause Analysis in the area of need and create a plan for improvement. The Performance Monitoring Level is Intensive Level 1. Intensive Level 1 means that LUSD will participate in the Compliance and Improvement Monitoring process. LUSD has been determined to be Not Disproportionate in relation to disproportionate representation of students with disabilities by race or ethnicity in the areas of suspension, placement, or specific disability category.

### **PBIS Training Tier 3 Day 3**

On March 15, all elementary schools, LVMS, Maple HS, and Forinash CDS participated in PBIS Training Tier 3 with John and Jessica Hannigan. Tier 3 teams typically consist of the school principal, at least one counselor, the school psychologist, as well as possibly a behavioral specialist and school social worker. A teacher may serve on the team as well. The Tier 3 team is designed to provide individualized interventions for students with ongoing behavior that has not been addressed through teaching and re-teaching of behavioral expectations, as well as SEL Academies or other Tier 2 interventions. A school site Tier 3 team should meet at least twice a month, and often weekly, to review data and discuss student progress.

### **Lompoc Youth Violence Coalition**

On, March 15, Ashley Costa from LVCHO presented to the Lompoc Youth Violence Coalition about a grant opportunity between the City of Lompoc, LVCHO and LUSD. The grant is designed to improve community safety for walking and biking within a corridor of Lompoc that includes Lompoc High School and Lompoc Valley Middle School. LUSD is appreciative of the efforts of LVCHO and the City to improve conditions that would make for safer routes to school for our students. Ensuring safety of students to and from school is a priority and this grant opportunity is one more way to reach that goal.

### **Attendance**

Another School Attendance Review Board (SARB) meeting was held this week for students who have been chronically absent. We met with nine students and families and through the help of our local organizations and school site staff and were able to offer assistance to the students and/or

families according to their needs. Thank you again to some of these organizations such as Family Service Agency, Behavior Wellness, Council of Alcohol and Drug Abuse, North County Rape Crisis Center, Santa Barbara County District Attorney's Office, Grizzly Youth Academy, and our school site social workers.

### **Redistricting**

Redistricting Partners' Bryn Hammarberg will give an update on the redistricting process and provide another draft map (D) for the Board and public to consider. This version (D), which was posted on the website last Monday, addresses concerns brought forward in previous meetings regarding the inclusion of VSFB. Area 1 has been expanded to the extent possible and now includes the south side of Vandenberg Village along with the VSFB installation. Areas 3 and 4 within the city continue to preserve their minority/majority as they had. We will also conduct another public hearing, then an Action item will be presented to the Board as an opportunity to adopt a final map. As a reminder, our deadline for sending a final adopted map to the Santa Barbara County Reorganization Committee is April 4. After that, the map will be submitted to the Santa Barbara County Elections office before April 17.

### **M&O Update**

- The grass and wire project at Fillmore is just about ready to lay down wire. See photo
- Our painters have painted new fire lanes at the LHS main parking lot. LHS is used for many community events, aside from LUSD events. See photo
- The Buena Vista solar project is under way; crews have been driving in the support structures for the solar panels. See photo
- Installation of a new door and badge reader was installed at the LHS tennis courts. See photo
- Crew repaired the LHS dugout. See photo











Your partner in education,

Trevor McDonald  
Superintendent of Schools