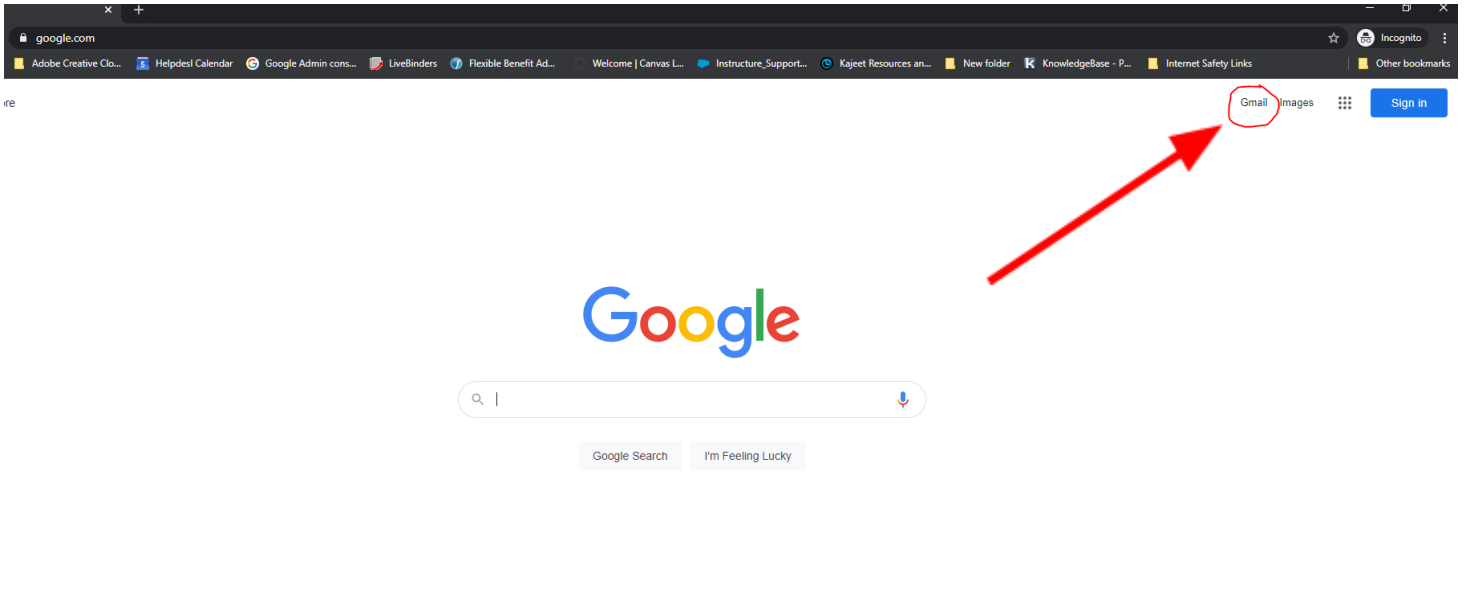
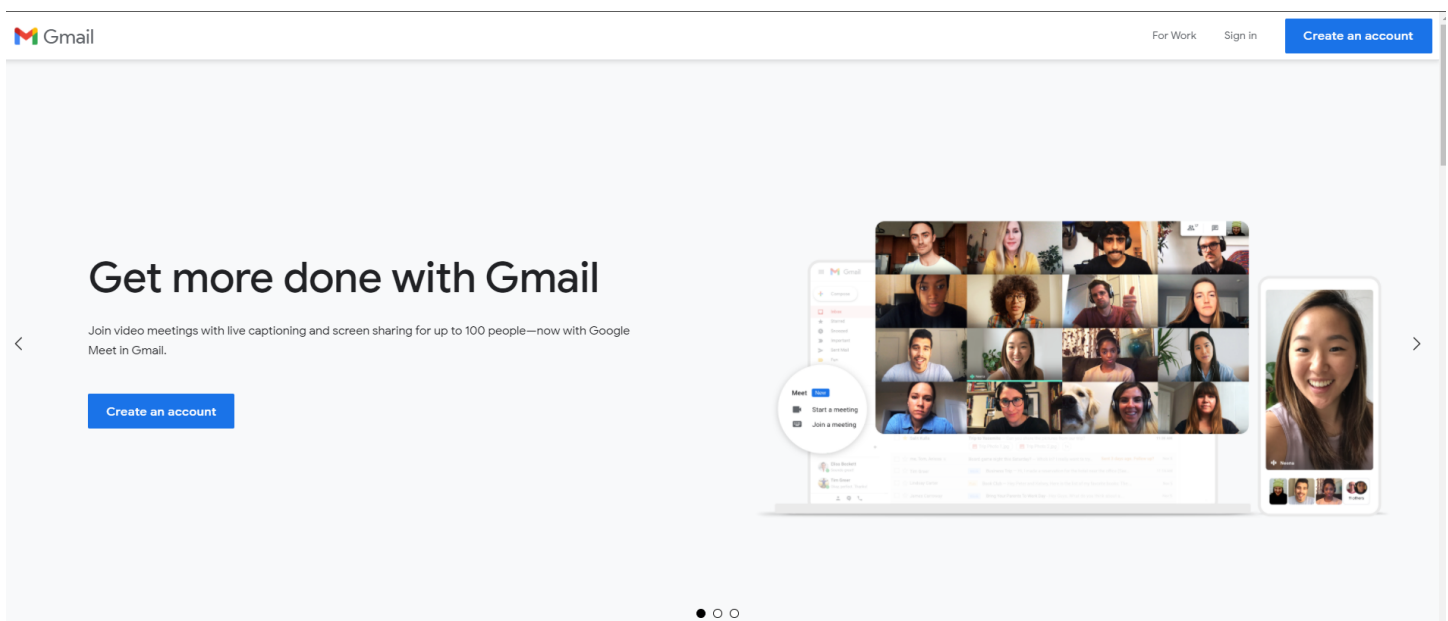


Configurando una nueva Cuenta de Gmail

1. Abra Google Chrome y vaya a www.google.com y haga clic en Gmail en la esquina superior derecha.




2. En la página siguiente, haga clic en el botón azul 'Crear cuenta'



Experience Gmail on any device

3. Complete su nombre y luego cree un nombre de usuario único. Luego haga clic en 'Siguiente'



Create your Google Account

to continue to Gmail

First name Last name

Username @gmail.com


You can use letters, numbers & periods

Password Confirm

Use 8 or more characters with a mix of letters, numbers & symbols


Show password

[Sign in instead](#)





One account. All of Google working for you.

4. En la página siguiente, puede dejar en blanco los cuadros de número de teléfono y dirección de correo electrónico de recuperación pero la fecha de nacimiento y el sexo son obligatorios. Luego haga clic en 'siguiente'



Jane, welcome to Google

 Janemarietoe088@gmail.com

 Phone number (optional)

We'll use your number for account security. It won't be visible to others.

Recovery email address (optional)

We'll use it to keep your account secure


Month: June Day: 1 Year: 1988

Your birthday

Gender: Female

[Why we ask for this information](#)

[Back](#) [Next](#)




Your personal info is private & safe

English (United States) ▾

[Help](#) [Privacy](#) [Terms](#)

5. En la página 'Privacidad y condiciones', desplácese hacia abajo y haga clic en 'Estoy de acuerdo'



Privacy and Terms

To create a Google Account, you'll need to agree to the [Terms of Service](#) below. In addition, when you create an account, we process your information as described in our [Privacy Policy](#), including these key points:

Data we process when you use Google

- When you set up a Google Account, we store information you give us like your name, email address, and telephone number.
- When you use Google services to do things like write a message in Gmail or comment on a YouTube video, we store the information you create.
- When you search for a restaurant on Google Maps or watch a video on YouTube, for example, we process information about that activity – including information like the video you watched, device IDs, IP addresses, cookie data, and location.
- We also process the kinds of information described above when you use apps or sites that use Google services like ads, Analytics, and the YouTube video player.

Why we process it

We process this data for the purposes described in our [policy](#), including to:

- Help our services deliver more useful, customized content such as more relevant search results;
- Improve the quality of our services and develop new ones;
- Deliver personalized ads, depending on your account settings, both on Google services and on sites and apps that partner with Google;
- Improve security by protecting against fraud and abuse; and
- Conduct analytics and measurement to understand how our services are used. We also have partners that measure how our services are used. [Learn more](#) about these specific advertising and measurement partners.

Combining data

We also combine this data among our services and across your devices for these purposes. For example, depending on your account settings, we show you ads based on information about your interests, which we can derive from your use of Search and YouTube, and we use data from trillions of search queries to build spell-correction models that we use across all of our services.

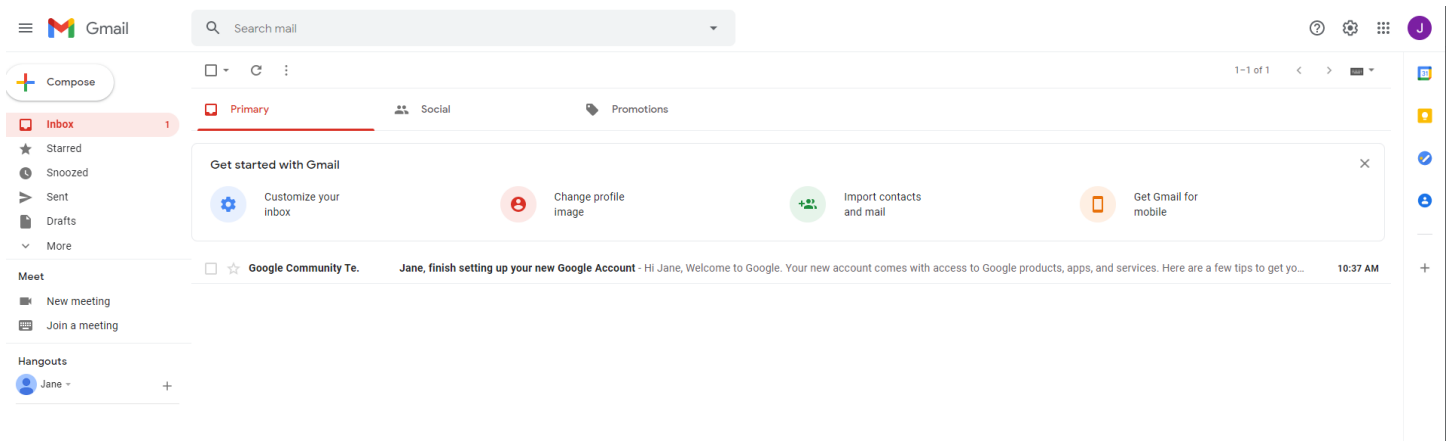
You're in control

Depending on your account settings, some of this data may be associated with your Google Account and we treat this data as personal information. You can control how we collect and use this data now by clicking "More Options" below. You can always adjust your controls later or withdraw your consent for the future by visiting [My Account](#) ([myaccount.google.com](#)).

[MORE OPTIONS](#) ▾

[Cancel](#) [I agree](#)

**6. Luego será llevado a su bandeja de entrada.
¡Felicidades! Ahora tiene una cuenta de Gmail.**



7. Cuando necesite revisar su correo electrónico, vaya a www.google.com y haga clic en gmail para iniciar sesión.

