



ORANGE UNIFIED SCHOOL DISTRICT

Measure S Bond Program

January 2022 Monthly Progress Report



PERIOD COVERED:
January 1-31, 2022

FISCAL YEAR
FY 2021-2022

PROGRESS REPORT NO.
PR-055-2021-055

PREPARED BY:

CUMMING
Building Value Through Expertise



TABLE OF CONTENTS

1.0 Executive Summary

1.1 Program Summary

1.2 Program Highlights/Key Milestones

1.3 Look Ahead (next 90 days)

2.0 Project Status Report

Canyon HS – Science Center

El Modena HS – Science Center

Orange HS – Utility Infrastructure (Increment # 1)

Orange HS – Science Center (Increment # 2)

Villa Park HS – Interim Housing & Science Center

3.0 Financial Report

3.1 Project Cost Estimate

- Budget vs Actuals with Vendor details per High School

3.2 Cash Flow Projections

4.0 Program Schedule Summary

4.1 Phase I Schedule Summary

4.2 Phase II Schedule Summary



1.0 EXECUTIVE SUMMARY

1.1 Program Summary

Division of State Architects (DSA) approval to establish Phase 1 design criteria completed as follows:

- (Completed) September 22, 2020 - El Modena HS Phase 1 Quad (04-119124)
- (Completed) October 24, 2019 - Villa Park HS New Parking and Drop Off (04-118521).
- (Completed) June 25, 2019 - Orange HS Custom Tensile Fabric Shade Structures (04-118351)
- (Completed) May 2, 2019 - Canyon HS Interim Modular Kitchen (04-118418)
- (Completed) January 31, 2019 - Canyon HS Science Center (04-117300)
- (Completed) November 6, 2018 - El Modena HS Science Center (04-117098)
- (Completed) August 16, 2018 - Villa Park HS Science Center (04-117022)
- (Completed) July 12, 2018 - Orange HS Science Center (Increment # 2) (04-116859)
- (Completed) April 10, 2018 - Orange HS Increment # 1 (Satellite Kitchen) (04-116673.2)
- (Completed) March 1, 2018 - Orange HS Increment #1 (Infrastructure Upgrades, Move Relocatable Buildings, Bus Drop-Off, Restroom Renovation Project) (04-116673.1)
- (Completed) February 7, 2018 - Villa Park HS Interim Housing (DSA Application #04-116788)

Phase 1 construction started (NTP) / completed (NOC), as follows:

- Construction Start - June 15, 2018 – Orange HS Site Infrastructure (Increment #1)
 - (Completed) June 28, 2019 – Orange HS Site Infrastructure (Increment #1) (04-116673.1)
- Construction Start January 7, 2019 – Villa Park HS (Interim Housing and Science Center)
 - (Completed) April 26, 2019 – Install ten (10) Portable Modular Buildings (04-116788)
 - (Completed) October 9, 2020 – Parking Lot Drop-Off (04-118521)
- Construction Start February 18, 2019 – Orange HS Science Center (Increment #2)
 - (Completed) April 8, 2020 – Custom Tensile Fabric Shade Structure (04-118351)
 - (Completed) February 11, 2021 – Orange HS Science Center (04-116859)
- Construction Start April 2, 2019 – El Modena HS Science Center
- Construction Start June 12, 2019 – Canyon HS Interim Housing & Science Center
 - (Completed) August 7, 2020 – Interim Modular Kitchen (04-118418)

Division of State Architects (DSA) approval to establish Phase 2 design criteria as follows:

- Submitted on March 3, 2021 – Villa Park HS Phase 2 (04-119694)
 - (Completed) September 10, 2021.
- Submitted April 23, 2021 – El Modena HS Phase 2 (04-120032)
- Submitted May 26, 2021 – Orange HS Phase 2 (04-120151)
 - (Completed) January 28, 2022.
- Submitted August 17, 2021 – Canyon HS Phase 2 (04-120410)
 - (Completed) January 26, 2022.



Phase 2 construction started (NTP) / completed (NOC), as follows:

- Construction Start - September 23, 2021 – Orange HS Bldg. 300 Admin Swing Space (S2122-001C)

1.2 Program Highlights/Key Milestones

California Environmental Quality Act (CEQA) Compliance Achieved on Phase 1 (as required by law):

- Villa Park HS Science Center – Notice of Exemption (Board approved on 9/20/18).
- Canyon HS Science Center – Notice of Exemption (Board approved on 7/26/18).
- Orange HS Science Center – Notice of Exemption (Board approved on 3/8/18).
- El Modena HS Science Center – Notice of Exemption (Board approved on 3/8/18).

California Environmental Quality Act (CEQA) Compliance PENDING on Phase 2 (as required by law):

- Canyon HS Phase 2 – Pending CEQA review
- El Modena HS Phase 2 – [Notice of Exemption \(to recommend on 4/14/2022 Board agenda\)](#)
- Orange HS Phase 2 – Pending CEQA review
- Villa Park HS Phase 2 – [Notice of Exemption \(to recommend on 4/14/2022 Board agenda\)](#)

Phase 2 Measure S Bond Project Development Update:

- [As of 01/26/22, at Canyon HS – Phase 2 \(04-120410\), originally accepted by DSA on 8/17/2021, was design approved by DSA on this date. Total DSA review duration was 162 days for this design.](#) Working with CannonDesign (Arch), Cordoba (CM) and Purchasing Department to finalize the specification format and put together the bid package.
- [As of 01/28/21, at Orange HS - Phase 2 \(04-120151\), originally accepted by DSA on 5/26/2021, was design approved by DSA on this date. Total DSA review duration was 247 days for this design.](#) Working with Lionakis (Arch), Cordoba (CM) and Purchasing Department to finalize the specification format and put together the bid package.
- As of 01/31/22, at Villa Park HS - Phase 2 (04-119694), DSA approved on 9/10/2021, reviewing value engineering options with construction management to reduce final cost estimate to budget, prior to preparing the bid package. Working with LPA (Arch), Cordoba (CM) and Purchasing Department to finalize the specification format and put together the bid package.
- As of 01/31/22, at El Modena HS - Phase 2 (04-120032), accepted for DSA Plan Review on April 23, 2021. DSA back check review continues with HED (Arch).
- As of 01/31/22, Environmental Audit CEQA process review for Villa Park HS, (both current and previous modifications), still meets the requirements for a Notice of Exemption (NOE), so it will be revised. For El Modena HS, (both current and previous modifications), still meets the requirements for a Notice of Exemption (NOE), so it will be revised. The process review for



Orange HS stated that the previous NOE includes all work that is being proposed in phase 2, so no further CEQA review required. We will receive a letter stating this fact. The review continues for Canyon HS Phase II.

- As of 01/31/22, processing New Dimension payment application # 02 (November) for the Orange HS Bldg. 300 Swing Space work, reflecting **81%** paid overall completion, reflecting **129 calendar days** elapsed.

Program Wide Cash Flow Projection / Bond Issuance

- On 10/19/21, an updated cash flow assessment was produced, which projects the current spend threshold for Phase 1 being achieved in **February 2022**. The Phase II project schedules are based on this projection for Series B Bond sale and use of funds prior to construction activity.
- Data analysis on slow spending in the Phase I program based on construction delays and current market conditions due to the COVID-19 pandemic, could affect the selling of Series B Construction Bonds after February 2022. Final assessment by the CBO.

Project Achievements:

- On 01/13/22, the Board approved Change Order # 10 for Angeles at El Modena HS in the amount of; \$30,898.79 – 0 Calendar Days Additional Contract Time; reflecting 3.91%.
- On 01/13/22, the Board approved Change Order # 19 for Swinerton at Canyon HS in the amount of; \$73,486.91 – 0 Calendar Days Additional Contract Time; reflecting 6.70%.
- On 01/13/22, the Board approved Change Order # 9 for Angeles at Villa Park HS in the amount of; \$23,717.45 – 0 Calendar Days Additional Contract Time; reflecting 2.12%.
- On 01/24/22, A Notice of Partial Occupancy was issued to Swinerton Builders for the District use of the Canyon HS STEM Center building.
- On 01/25/22, The Board of Education and Executive Cabinet, presented an invitation only event for the Canyon High School Measure S STEM Complex VIP Preview Tour and Ribbon-Cutting Ceremony. The tour was conducted by Scott Harvey, accompanied by the Project Management and Program Management teams.
- As of 01/31/22, processing **payment application # 32** (December), for ACI (EMHS) reflecting **94%** paid overall completion, reflecting **487 calendar days** elapsed.
- As of 01/31/22, processing **payment application # 34** (December), for ACI (VPHS) reflecting **94%** paid overall completion, reflecting **649 calendar days** elapsed.



- As of 01/31/22, processing [payment application # 31](#) (December) for Swinerton (CHS) reflecting [91%](#) paid overall completion, reflecting [1,018 calendar days](#) elapsed.
- As of 01/31/22, processing [payment application # 02](#) (November) for New Dimension (OHS PHII) reflecting [81%](#) paid overall completion, reflecting [129 calendar days](#) elapsed.

1.3 Look Ahead (next 90 days)

Board of Education Agenda

February 3rd

1. Recommend approval of **Elite Modular Leasing & Sales, Inc.**, pursuant to Savanna School District competitive Bid 2017 District-Wide Contract for the Purchase, Lease, Relocate, Dismantling, and Removal of Division of the State Architect (DSA) Approved Portable Buildings, Project No. SSPU, #40-09/2016-2017, awarded to Elite Modular Leasing & Sales, Inc., for a one-year lease extension for ten (10) relocatable buildings at Villa Park High School. The nine (9) relocatable units will provide interim classrooms and one restroom modular will provide restroom facilities, for students until the Measure S STEM building project (Phase I) is completed. Due to ongoing delays, additional time is needed on the lease agreement through the end of construction in 2022. Elite Modular Leasing & Sales has proposed a one-year lease extension in the amount of \$123,244.44.
2. Recommend Board approval of Change Order # 11 for **Angeles** at El Modena HS in the amount of; Change Order No. 11: \$15,826.26 – 0 Calendar Days Additional Contract Time; Description: General Contractor costs based on Two (2) PCO's: One (1) Unforeseen Conditions, Zero (0) Owner Requested and One (1) Design Related changes.
3. Recommend Board approval of Change Order # 01 for **New Dimension** at Orange HS in the amount of; Change Order No. 01: <\$384.10> – 0 Calendar Days Additional Contract Time; Description: General Contractor costs based on Eight (8) PCO's: Zero (0) Unforeseen Conditions, Eight (8) Owner Requested and Zero (0) Design Related changes.
4. Recommend Board approval of Change Order # 20 for **Swinerton** at Canyon HS in the amount of; Change Order No. 20: \$29,508.07 – 0 Calendar Days Additional Contract Time; Description: General Contractor costs based on Three (3) PCO's: One (1) Unforeseen Conditions, Two (2) Owner Requested and Zero (0) Design Related changes.

Program Wide

- Orange HS Science Center – completing items on the Warranty list needing attention.
- Orange HS Science Center – Move Manager to continue with the planning and furniture needs of the swing space required for the new administration building. Assist with any removal of surplus items and/or hazardous material items from the classrooms and campus, required for the new administration building.



- Orange HS Phase II – Lionakis (Architect of Record) after DSA approval on 1/26/2022, working with Cordoba (CM) and Purchasing Department to finalize the specification format and put together the bid package.
- Orange HS Bldg. 300 Swing Space (Phase II) – New Dimension is finishing up the project and will be substantially complete in February.
- El Modena HS Science Center – Angeles Contractor (ACI) is completing HVAC pre-testing with commissioning; and start elevator install and prep for inspection, all site and landscaping work and all interior completion work being done. Preparing for an executive tour in February and occupancy in March 2022.
- El Modena HS Science Center – The milestone substantial completion (SC) date slipped to February 2022, and the contract completion date of March 2022, based on ACI schedule. We continue to speak with ACI executives about the manpower adjustment needed to make sure we make the completion timeframe.
- El Modena HS Phase II – HED (Architect of Record) responding to any DSA comments during plan review. The Architect replaced the fabric shade structure between the library and admin buildings with a metal shade structure PC to address DSA's recent comment, and it's ready to submit by the end of this week. They are confident this backcheck set is complete and expect to get approval no later than March.
- El Modena HS Phase II – Move Manager provide additional moving boxes and supplies to the teachers relocating and continue the preparation for the relocation. Work with the furniture vendor on the timing of the occupancy of the building and plan logistics of the new furniture and assist in the logistics of storing the furniture product in storage. Oversee delivery/installation of furniture 2/14-18 and 2/22-24. Prepare for VIP Tour 2/22. Punchlist walk with furniture vendor of installed furniture. Assist the project manager in the delivery/installation of the owner-furnished contractor to install (OFCI) equipment. Continue to remove the surplus and hazardous material items from the classrooms. Conduct onsite pre-move planning with moving company. Relocate the teachers on 3/5/22 for Opening on 3/7/22.
- Villa Park HS Interim Housing & Science Center – Angeles completing, interior utility line runs, interior framing, HVAC ductwork runs, drop ceiling, A/V finish, window and frame installs, interior drywall with mud and taping, window trim, curtain wall completions in entrance, east and west, elevator hoist way work preparing for state inspection, as well as exterior paving, fire lane, retention basin, storm water piping and landscape work.
- Villa Park HS Interim Housing & Science Center – Completing final punch list items and asphalt issues to complete the Parking and Drop Off zone (04-118521) work. ACI to complete Path-of-



Travel (POT) construction, so that all PL items can be completed and DSA final documents updated.

- Villa Park HS Interim Housing & Science Center – CM review of the general contractor's August schedule update, reflecting an un-approved substantial completion date of January 22, 2021, which was an increase from last month's schedule. We continue to speak with ACI executives about the manpower adjustment needed to make sure we make the completion timeframe.
- Villa Park HS Phase II – LPA (Architect of Record) after DA approval on 9/10/2021, reviewing the design and specifications to prepare for bid. Addition of the boiler plate (Division 00 and 01) documents to the bid package. Reviewing the Value Engineering options, and pre-qualification needs.
- Villa Park HS Phase II –Move Manager to provide additional moving boxes, labels, and supplies to the teachers relocating and continue the preparation for the relocation. Coordination of the building's furniture product delivery and installation for 1/18-22. Punch list walk with furniture vendor of installed furniture. Assist the project manager in the delivery/installation of the owner-furnished contractor to install (OFCI) equipment. Complete the removal of the surplus and hazardous material items from the classrooms that are relocating. Relocate the teachers on 2/12/22 for Opening on 2/14.
- Canyon HS Science Center – Swinerton completing, internal utility and wire runs, sidewalk pours, site excavation, roofing deck and penetrations, grading, parking lot paving, all interior classroom completion work being done including doors, restrooms, classrooms, as well as exterior fencing and paving, completing the MPR exterior finishes on store front, sidewalks and landscape for early turn-over to the District.
- Canyon HS Science Center – Preparing for Partial Acceptance of STEM Building in January and of Landscape Area 1 (adjacent to the new Admin wing), punch list was established for both areas, once the 90-day warranty period for the landscape area is completed the partial acceptance will be issued.
- Canyon HS Phase II –Cannon Design (Architect of Record) after DSA approval on 01/26/2022, reviewing the design and specifications to prepare for bid. Addition of the boiler plate (Division 00 and 01) documents to the bid package. Reviewing the Value Engineering options, and pre-qualification needs..
- Canyon HS Phase II –Move Manager to work with administrative staff/Principal on removing existing surplus furniture and cleanout of existing administrative areas vacated for the need to prep for Ph. 2.



2.0 PROJECT STATUS REPORT



Canyon High School
New STEM Building

CANYON HIGH SCHOOL
New STEM Building



EL MODENA SCIENCE CENTER
03.18.2017

Overall View

HED
12



Orange High School Science Center



ST VILLA PARK HIGH SCHOOL

LPA



CANYON HIGH SCHOOL

CANYON HS SCIENCE CENTER


- ✓ 12 Laboratory Rooms
- ✓ 12 General Classrooms
- ✓ Student Services
- ✓ New Food Services

- ✓ New Multi-Purpose Room Entry
- ✓ Parking Lot Improvements
- ✓ Infrastructure Upgrade and Improvements
- ✓ Landscape Improvements

Project Update (Construction):

- As of 01/31/22, Swinerton completing, internal utility and wire runs, sidewalk pours, site excavation, roofing deck and penetrations, grading, parking lot paving, all interior classroom completion work being done including doors, restrooms, classrooms, as well as exterior fencing and paving, completing the MPR exterior finishes on store front, sidewalks and landscape for early turn-over to the District.
- On 01/13/22, the Board approved [Change Order # 19](#) for Swinerton at Canyon HS in the amount of; [\\$73,486.91](#) – 0 Calendar Days Additional Contract Time; Description: General Contractor costs based on Seven (7) PCO's: One (1) Unforeseen Conditions, Two (2) Owner Requested and Four (4) Design Related changes.
- On 01/24/22, A Notice of Partial Occupancy was issued to Swinerton Builders for the District use of the Canyon HS STEM Center building. A punch list of the remaining items to complete was issued at that time, pursuant to the substantial completion of the full project.
- On 01/25/22, The District conducted a VIP Preview Tour and Ribbon-Cutting Ceremony for executive staff and local dignitaries for the Canyon High School Measure S STEM Complex.
- As of 01/31/22, preparing for Partial Acceptance of STEM Building and of Landscape Area 1 (adjacent to the new Admin wing), punch list was established, once the 90-day warranty period is completed the partial acceptance will be issued.
- As of 01/31/22, Move Manager Continued communication with teachers to review items regarding relocation to the new science building. Met the Office Manager to continue discussion of the administrative staff relocation plan, review of the occupancy list, and determine number of boxes/labels needed. Coordination of the building's furniture product delivery and installation, some of which was delivered from 11/29-12/9. Kept the teachers updated on the construction schedule and tentative relocation date. Assisted the project manager in the delivery of the owner-furnished contractor to install (OFCl) equipment.
- As of 01/31/22, processing payment application # 31 (December) reflecting **91%** paid overall completion, reflecting **1,018 calendar days** elapsed.

[See Construction Photo's below:](#)



Left to right: Full aerial of the interior courtyard entrance to the STEM center ready for the VIP Tour.; the grand stairway entrance formed for a concrete pour, also canopy in place to be completed; curb and gutter work off of Imperial Hwy for the entrance into the campus.



EL MODENA HS SCIENCE CENTER



- ✓ 12 Laboratory Rooms
- ✓ 1 General Classrooms
- ✓ 2 Medically Fragile Classrooms

- ✓ Relocation of Campus MDF
- ✓ Technology & Utility Upgrade
- ✓ Landscape Improvements

Project Update (**Construction**):

- As of 01/31/22, Angeles is HVAC pre-testing to be followed with commissioning, elevator install and prep for inspection, all interior classroom completion work being done, seat walls, lighting bollards, restroom fixtures and flooring finish and entrance showcase stair fabrication and all exterior site work for completion, preparing for occupancy.
- On 01/13/22, the Board approved [Change Order # 10](#) for Angeles at El Modena HS in the amount of; [\\$30,898.79 – 0 Calendar Days Additional Contract Time](#), Description: General Contractor costs based on Three (3) PCO's: Two (2) Unforeseen Conditions, Zero (0) Owner Requested and One (1) Design Related changes.
- As of 01/31/22, The ACI submitted November schedule was received, the un-approved milestone substantial completion date reflects [February 7, 2022](#), and the contract completion date of March 16, 2022. ACI has made strides in manpower adjustments, however, they are still losing days.
- As of 01/31/22, Move Manager continued to provide moving boxes and supplies to teacher classrooms that will be relocating to the new building. Continued dialogue with new teachers occupying classrooms relocating and fielded questions regarding next steps. Continued to remove hazmat and surplus items from classrooms relocating in preparation of the relocation. Updated the teachers on the construction schedule and tentative relocation date.
- As of 01/31/22, processing payment application # 32 (December) reflecting [94%](#) paid overall completion, reflecting [487 calendar days](#) elapsed.

See Construction Photo's below:



Left to right: Exterior concrete grand entrance staircase being completed; restrooms final touch ups, exterior landscape, and lighting finishes; interior classroom ceilings work being completed so they can be closed; exterior turf sod being placed and set.



Orange High School

"ONCE A PANTHER, ALWAYS A PANTHER"



ORANGE HS SCIENCE CENTER

- ✓ 12 Laboratory Rooms
- ✓ 1 General Classrooms

- ✓ New Panther Pavilion Plaza
- ✓ 2 Medically Fragile Classrooms

Project Update Increment # 2 – Science Center (**Completion**):

- As of 01/31/22, Pinner completing all warranty work on the interior and exterior of the STEM building, establish the warranty exceptions list with cost.
- As of 01/31/22, Letter sent to escrow bank to on January 10, 2022, requesting final release of retention on the referenced Escrow Account. Escrow Bank proceeded with the final release of retention processing.

[See Completion Photo's below:](#)



Orange HS – Science Center STEM Building
(Dusk with lights)



VILLA PARK HIGH SCHOOL

SCHOOL OF EXCELLENCE

VILLA PARK HS SCIENCE CENTER

- ✓ 12 Laboratory Rooms
- ✓ 2 General Classrooms
- ✓ 2 Medically Fragile Classrooms

- ✓ Demolish existing building 300
- ✓ Install 10 New Portable Buildings

Project Update ([Construction](#)):

- As of 01/31/22, Angeles completing, interior utility line runs, interior framing, HVAC ductwork runs, drop ceiling, A/V finish, window and frame installs, interior drywall with mud and taping, window trim, curtain wall completions in entrance, east and west, elevator hoist way work preparing for state inspection, as well as exterior paving, fire lane, retention basin, storm water piping and landscape work, preparing for occupancy.
- On 01/13/22, the Board approved [Change Order # 9](#) for Angeles at Villa Park HS in the amount of; [\\$23,717.45 – 0 Calendar Days Additional Contract Time](#); Description: General Contractor costs based on Five (5) PCO's: One (1) Unforeseen Conditions, Two (2) Owner Requested and Two (2) Design Related changes.
- As of 01/31/22, CM review of the general contractor's November and December schedule update, reflecting an un-approved substantial completion date of [February 28, 2022](#), which showed added delay compared to last month's schedule.
- As of 01/31/22, With the last project work completed, a DSA project certification re-opening check request for the Parking Drop-Off project (04-118521), was prepared so that the final sign off documents and Form 6's can be uploaded to the DSA Box and this project can be closed. Once we close this project, we will also be able to close the Interim Housing project (which will follow under separate cover).
- As of 01/31/22, Move Manager continued to provide moving boxes and supplies to teacher classrooms that will be relocating to the new building. Continued dialogue with new teachers occupying classrooms relocating and discuss questions regarding next steps. Continued to remove the surplus items and aid teachers in preparation for the relocation. Coordinated and oversaw phase-1 furniture installation that occurred 12/8-14. Updated the teachers on the construction schedule and tentative relocation date.
- As of 01/31/22, processing payment application # 34 (December) reflecting [94%](#) paid overall completion, reflecting [649 calendar days](#) elapsed.

[See Construction Photo's below:](#)



Left to right: Double doors entrance being adjusted for swing and mat anchoring; exterior concrete seating wall bio-swailes and concrete entrance form existing campus being prepared, irrigation on the north landscape area being placed. .



3.0 FINANCIAL REPORT

Measure S Bond Program

3.1 Project Cost Estimate

Financial Report for January 2022

QSS Data thru 1/31/2022

	Budget	Contracted to Date	Expended to Date	Quarterly Expense Jan '22 - Mar '22	% Expended
PROGRAM					
Phase 1 - HS Science Center	\$204,427,176	\$165,425,243	\$154,064,203	\$5,276,024	75.36%
Phase 2	\$90,863,303	\$10,248,240	\$6,130,509	\$87,125	6.75%
TOTAL	\$295,290,479	\$175,673,482	\$160,194,712	\$5,363,149	54.25%
Canyon High School					
Phase 1 - HS Science Center	\$68,517,643	\$52,047,971	\$46,449,840	\$1,546,836	67.79%
Phase 2	\$5,924,142	\$1,490,081	\$810,839	\$20,338	13.69%
TOTAL	\$74,441,785	\$53,538,052	\$47,260,680	\$1,567,174	63.49%
El Modena High School					
Phase 1 - HS Science Center	\$40,402,991	\$36,371,480	\$34,044,020	\$2,340,208	84.26%
Phase 2	\$33,178,205	\$3,070,874	\$1,910,978	\$14,800	5.76%
TOTAL	\$73,581,196	\$39,442,353	\$35,954,999	\$2,355,008	48.86%
Orange High School					
Phase 1 - HS Science Center	\$51,242,678	\$42,367,577	\$42,082,520	\$0	82.12%
Phase 2	\$22,307,175	\$2,653,121	\$1,604,046	\$31,398	7.19%
TOTAL	\$73,549,853	\$45,020,698	\$43,686,566	\$31,398	59.40%
Villa Park High School					
Phase 1 - HS Science Center	\$44,263,864	\$34,638,215	\$31,487,822	\$1,388,980	71.14%
Phase 2	\$29,453,782	\$3,034,165	\$1,804,645	\$20,589	6.13%
TOTAL	\$73,717,646	\$37,672,380	\$33,292,468	\$1,409,569	45.16%

Added in October 2021 Interest Earned FY2019/2020

	Budget	Expended
Canyon High School	\$1,101,651	\$32,883
El Modena High School	\$634,101	\$18,817
Orange High School	\$587,274	\$17,282
Villa Park High School	\$549,500	\$16,351
TOTAL	\$2,872,526	\$85,333

Added in October 2021 Interest Earned FY2020/2021

	Budget	Expended
Canyon High School	\$373,853	\$26,225
El Modena High School	\$174,098	\$11,963
Orange High School	\$96,615	\$6,482
Villa Park High School	\$169,484	\$11,711
TOTAL	\$814,049	\$56,381

Transferred Funds

	Budget
Canyon High School (From)	-\$300,000
Villa Park High School (To)	\$300,000



Measure S Bond Program

Financial Report for January 2022

Budget vs Actuals by School and Budget Category with Vendor Detail

QSS Data thru 1/31/2022

	Budget	Contracted to Date	Expended to Date	Quarterly Expense Jan '22 - Mar '22	% Expended
Canyon High School					
390-9520 Canyon HS Science Center (DSA 04-117300)					
1. Design Cost					
1.01 Architect					
UNCOMMITTED	\$13,600	\$0	\$0	\$0	
GKKWORKS CANNON DESIGN	\$3,122,050	\$3,122,050	\$3,102,675	\$12,396	99.38%
LIONAKIS	\$14,058	\$14,058	\$14,058	\$0	100.00%
	\$3,149,708	\$3,136,108	\$3,116,733	\$12,396	98.95%
2. Construction Cost					
2.01 Construction					
UNCOMMITTED	\$76,096	\$0	\$0	\$0	
SWINERTON BUILDERS	\$39,846,380	\$39,846,380	\$35,712,747	\$1,328,886	89.63%
	\$39,922,475	\$39,846,380	\$35,712,747	\$1,328,886	89.46%
2.02 OFCI & Other Construction					
UNCOMMITTED	\$242,755	\$0	\$0	\$0	
ACCO ENGINEERED SYSTEMS INC	\$236,785	\$236,785	\$236,785	\$0	100.00%
AMERICAN REPROGRAPHICS CO LLC	\$1,026	\$1,026	\$0	\$0	0.00%
CDW GOVERNMENT INC	\$82,553	\$82,553	\$76,820	\$4,160	93.05%
CITY OF ANAHEIM - ELECTRICAL ENGINEERING DIV	\$91,340	\$91,340	\$91,340	\$0	100.00%
DEVELOPMENT GROUP INC	\$100,596	\$100,596	\$94,078	\$3,640	93.52%
FLINN SCIENTIFIC INC	\$9,067	\$9,067	\$9,067	\$0	100.00%
INTER-PACIFIC INC	\$12,869	\$12,869	\$12,869	\$0	100.00%
TURTLE STORAGE dba AMERICAN BICYCLE CO	\$7,597	\$7,597	\$7,597	\$0	100.00%
VWR INTERNATIONAL LLC	\$16,691	\$16,691	\$16,691	\$0	100.00%
VW GRAINGER INC	\$1,039	\$1,039	\$1,039	\$0	100.00%
	\$802,317	\$559,562	\$546,285	\$7,800	68.09%
3. Program and Construction Management					
3.01 Program Management Fees					
UNCOMMITTED	\$838,835	\$0	\$0	\$0	
CUMMING CONSTRUCTION MGMT INC	\$1,362,122	\$2,200,957	\$1,245,408	\$27,423	91.43%
	\$2,200,957	\$2,200,957	\$1,245,408	\$27,423	56.58%
3.02 Construction Management Fees					
UNCOMMITTED	\$22,668	\$0	\$0	\$0	
CORDOBA CORPORATION	\$87,508	\$87,508	\$87,479	\$0	99.97%
GAFCON INC	\$2,770,943	\$2,770,943	\$2,642,208	\$119,952	95.35%
	\$2,881,119	\$2,858,451	\$2,729,687	\$119,952	94.74%



Measure S Bond Program

Financial Report for January 2022

Budget vs Actuals by School and Budget Category with Vendor Detail

QSS Data thru 1/31/2022

	Budget	Contracted to Date	Expended to Date	Quarterly Expense Jan '22 - Mar '22	% Expended
4. Construction Support Costs					
4.01 Rental					
UNCOMMITTED	\$1	\$0	\$0	\$0	
	\$1	\$0	\$0	\$0	0.00%
4.02 Title, Environmental, Stormwater Management					
UNCOMMITTED	\$48,965	\$0	\$0	\$0	
CHICAGO TITLE COMPANY	\$750	\$750	\$750	\$0	100.00%
CITY OF ANAHEIM	\$2,524	\$2,524	\$2,524	\$0	100.00%
CITY OF ANAHEIM - WATER	\$3,082	\$3,082	\$3,082	\$0	100.00%
COUNTY OF ORANGE - ENVIRONMENTAL HEALTH	\$1,615	\$1,615	\$1,615	\$0	100.00%
ENVIRONMENTAL AUDIT INC	\$50,800	\$50,800	\$21,375	\$0	42.08%
OUSD COST OF INTEREST DISTRIBUTION	\$1	\$1	\$1	\$0	100.00%
	\$107,737	\$58,771	\$29,346	\$0	27.24%
4.03 Commissioning					
UNCOMMITTED	\$23,241	\$0	\$0	\$0	
P2S ENGINEERING INC	\$49,202	\$49,202	\$41,942	\$0	85.24%
	\$72,443	\$49,202	\$41,942	\$0	57.90%
4.04 Builders Risk Insurance					
UNCOMMITTED	\$0	\$0	\$0	\$0	
	\$0	\$0	\$0	\$0	
4.05 DSA Review Fees					
UNCOMMITTED	\$76,626	\$0	\$0	\$0	
DIVISION OF STATE ARCHITECT	\$504,370	\$504,370	\$504,370	\$0	100.00%
	\$580,996	\$504,370	\$504,370	\$0	86.81%
4.06 Postage, Printing & Advertising					
UNCOMMITTED	\$59,535	\$0	\$0	\$0	
AMERICAN REPROGRAPHICS CO LLC	\$13,857	\$13,857	\$10,950	\$0	79.02%
SOUTHERN CALIFORNIA NEWS GROUP	\$2,605	\$2,605	\$2,605	\$0	100.00%
	\$75,997	\$16,462	\$13,555	\$0	17.84%
4.07 DSA Inspection (IOR)					
UNCOMMITTED	\$139,851	\$0	\$0	\$0	
KNOWLAND CONSTRUCTION SERVICES	\$454,016	\$454,016	\$374,616	\$28,864	82.51%
	\$593,867	\$454,016	\$374,616	\$28,864	63.08%
4.08 DSA Construction Phase Testing (LOR)					
UNCOMMITTED	\$90,876	\$0	\$0	\$0	
AMERICAN ENGINEERING LABORATORIES INC	\$556,995	\$556,995	\$494,259	\$21,050	88.74%
	\$647,871	\$556,995	\$494,259	\$21,050	76.29%
4.09 Relocation					
UNCOMMITTED	\$19,697	\$0	\$0	\$0	
Beltmann Group, Inc.	\$3,403	\$3,403	\$3,403	\$0	100.00%



Measure S Bond Program

Financial Report for January 2022

Budget vs Actuals by School and Budget Category with Vendor Detail

QSS Data thru 1/31/2022

	Budget	Contracted to Date	Expended to Date	Quarterly Expense Jan '22 - Mar '22	% Expended
ULINE INC	\$1,900	\$1,900	\$1,178	\$465	61.99%
	\$25,000	\$5,303	\$4,581	\$465	18.32%
4.10 Labor Compliance					
UNCOMMITTED	\$47,498	\$0	\$0	\$0	
	\$47,498	\$0	\$0	\$0	0.00%
4.11 Preliminary Testing (Hazmat, Topo, Geo, etc)					
UNCOMMITTED	\$229,637	\$0	\$0	\$0	
C BELOW SUBSURFACE IMAGING (Subsurface Investigation)	\$8,445	\$8,445	\$8,445	\$0	100.00%
CALIFORNIA GEOLOGICAL SURVEY (Geology and Seismology Review)	\$3,600	\$3,600	\$3,600	\$0	100.00%
ENVIRONMENTAL NETWORK CORPORATION	\$20,210	\$20,210	\$20,193	\$0	99.91%
HARRINGTON GEOTECHNICAL ENGINEERING INC (Geotechnical Soils Investigation)	\$13,500	\$13,500	\$13,500	\$0	100.00%
PROVENCHER, GEORGE (dba PROVO ENGINEERING)	\$720	\$720	\$720	\$0	100.00%
RMA GROUP (dba SITESCAN)	\$26,103	\$26,103	\$26,103	\$0	100.00%
XICOTENCATL ENRIQUE SALAZAR	\$20,100	\$20,100	\$20,100	\$0	100.00%
	\$322,315	\$92,678	\$92,660	\$0	28.75%
4.12 Utility Connection Fees (Local Permits)					
UNCOMMITTED	\$173,033	\$0	\$0	\$0	
AT&T	\$5,302	\$5,302	\$5,302	\$0	100.00%
CITY OF ANAHEIM - ELECTRICAL ENGINEERING DIV	\$2,756	\$2,756	\$2,756	\$0	100.00%
CROWN CASTLE INTERNATIONAL	\$6,455	\$6,455	\$6,455	\$0	100.00%
SOUTHERN CALIFORNIA GAS CO	\$2,445	\$2,445	\$2,445	\$0	100.00%
	\$189,991	\$16,958	\$16,958	\$0	8.93%
4.13 FF&E (Laboratory Tables and Chairs, other)					
UNCOMMITTED	\$1,040,634	\$0	\$0	\$0	
ARROW RESTAURANT EQUIPMENT	\$11,559	\$11,559	\$11,559	\$0	100.00%
CAROLINA BIOLOGICAL SUPPLY	\$18,896	\$18,896	\$1,581	\$0	8.37%
FISHER SCIENCE EDUCATION	\$33,320	\$33,320	\$33,320	\$0	100.00%
FLINN SCIENTIFIC INC	\$8,028	\$8,028	\$8,028	\$0	100.00%
SIERRA SCHOOL EQUIPMENT COMPANY	\$6,064	\$6,064	\$6,064	\$0	100.00%
VWR INTERNATIONAL LLC	\$9,486	\$9,486	\$9,486	\$0	100.00%
VW GRAINGER INC	\$1,932	\$1,932	\$1,881	\$0	97.32%
	\$1,129,919	\$89,285	\$71,919	\$0	6.36%
4.14 Legal Counsel					
UNCOMMITTED	\$94,996	\$0	\$0	\$0	
	\$94,996	\$0	\$0	\$0	0.00%
5. Contingency					
5.01 Construction Contingency					
UNCOMMITTED	\$1,263,968	\$0	\$0	\$0	



Measure S Bond Program

Financial Report for January 2022

Budget vs Actuals by School and Budget Category with Vendor Detail

QSS Data thru 1/31/2022

	Budget	Contracted to Date	Expended to Date	Quarterly Expense Jan '22 - Mar '22	% Expended
5.02 Project Contingency	\$1,263,968	\$0	\$0	\$0	0.00%
UNCOMMITTED	\$12,102,485	\$0	\$0	\$0	
	\$12,102,485	\$0	\$0	\$0	0.00%
Total 390-9520 Canyon HS Science Center (DSA 04-117300)	\$66,211,659	\$50,445,498	\$44,995,066	\$1,546,836	67.96%
390-9520 Canyon HS Unallocated Funds F21					
4. Construction Support Costs					
4.15 Miscellaneous Fees					
UNCOMMITTED	\$0	\$0	\$0	\$0	
OUSD COST OF INTEREST DISTRIBUTION	\$96,044	\$96,044	\$96,044	\$0	100.00%
	\$96,044	\$96,044	\$96,044	\$0	100.00%
5. Program Reserve					
5.03 Interest Earned - Reserve					
UNCOMMITTED	\$2,345,740	\$0	\$0	\$0	
	\$2,345,740	\$0	\$0	\$0	0.00%
Total 390-9520 Canyon HS Unallocated Funds F21	\$2,441,785	\$96,044	\$96,044	\$0	3.93%
390-0000 Canyon HS IP Surveillance Camera and Systems					
4. Construction Support Costs					
4.13 FF&E (Laboratory Tables and Chairs, other)					
UNCOMMITTED	\$0	\$0	\$0	\$0	
CDW GOVERNMENT INC	\$29,337	\$29,337	\$29,337	\$0	100.00%
DIGITAL NETWORKS GROUP INC (F/I IP Camera Software)	\$7,093	\$7,093	\$7,093	\$0	100.00%
INTER-PACIFIC INC	\$18,163	\$18,163	\$18,163	\$0	100.00%
	\$54,593	\$54,593	\$54,593	\$0	100.00%
Total 390-0000 Canyon HS IP Surveillance Camera and Systems	\$54,593	\$54,593	\$54,593	\$0	100.00%
390-9520 Canyon HS Interim Kitchen (DSA 04-118418)					
1. Design Cost					
1.01 Architect					
UNCOMMITTED	\$0	\$0	\$0	\$0	
GKKWORKS CANNON DESIGN	\$119,620	\$119,620	\$11,475	\$0	9.59%
	\$119,620	\$119,620	\$11,475	\$0	9.59%



Measure S Bond Program

Financial Report for January 2022

Budget vs Actuals by School and Budget Category with Vendor Detail

QSS Data thru 1/31/2022

	Budget	Contracted to Date	Expended to Date	Quarterly Expense Jan '22 - Mar '22	% Expended
2. Construction Cost					
2.01 Construction					
UNCOMMITTED	\$0	\$0	\$0	\$0	
SWINERTON BUILDERS	\$1,053,557	\$1,053,557	\$1,048,571	\$0	99.53%
	\$1,053,557	\$1,053,557	\$1,048,571	\$0	99.53%
2.02 OFCI and Other Construction					
UNCOMMITTED	\$10	\$0	\$0	\$0	
E.R.E.S. ENTERPRISES INC DBA ECONOMY RESTAURANT EQUIP	\$49,721	\$49,721	\$49,721	\$0	100.00%
THE DICKLER CORPORATION DBA CHEFS TOYS	\$109,449	\$109,449	\$109,449	\$0	100.00%
	\$159,180	\$159,170	\$159,170	\$0	99.99%
4. Construction Support Costs					
4.01 Rental					
UNCOMMITTED	\$0	\$0	\$0	\$0	
ELITE MODULAR LEASING & SALES INC	\$161,864	\$161,864	\$144,929	\$0	89.54%
	\$161,864	\$161,864	\$144,929	\$0	89.54%
4.05 DSA Review Fees					
UNCOMMITTED	\$0	\$0	\$0	\$0	
DIVISION OF STATE ARCHITECT	\$15,812	\$15,812	\$15,812	\$0	100.00%
	\$15,812	\$15,812	\$15,812	\$0	100.00%
4.07 DSA Inspection (IOR)					
UNCOMMITTED	\$0	\$0	\$0	\$0	
KNOWLAND CONSTRUCTION SERVICES	\$71,104	\$71,104	\$61,688	\$0	86.76%
	\$71,104	\$71,104	\$61,688	\$0	86.76%
4.08 DSA Construction Phase Testing (LOR)					
UNCOMMITTED	\$0	\$0	\$0	\$0	
AMERICAN ENGINEERING LABORATORIES INC	\$17,100	\$17,100	\$9,219	\$0	53.91%
	\$17,100	\$17,100	\$9,219	\$0	53.91%
4.11 Preliminary Testing (Hazmat, Topo, Geo, etc)					
UNCOMMITTED	\$0	\$0	\$0	\$0	
ENVIRONMENTAL NETWORK CORPORATION	\$4,245	\$4,245	\$3,910	\$0	92.10%
	\$4,245	\$4,245	\$3,910	\$0	92.10%
Total 390-9520 Canyon HS Interim Kitchen (DSA 04-118418)	\$1,602,483	\$1,602,473	\$1,454,775	\$0	90.78%
390-9520 Canyon HS Phase II (DSA 04-120410)					
1. Design Cost					
1.01 Architect					
UNCOMMITTED	\$0	\$0	\$0	\$0	
GKKWORKS CANNON DESIGN	\$663,500	\$663,500	\$486,495	\$7,590	73.32%



Measure S Bond Program

Financial Report for January 2022

Budget vs Actuals by School and Budget Category with Vendor Detail

QSS Data thru 1/31/2022

	Budget	Contracted to Date	Expended to Date	Quarterly Expense Jan '22 - Mar '22	% Expended
	\$663,500	\$663,500	\$486,495	\$7,590	73.32%
3. Program and Construction Management					
3.01 Program Management Fees					
UNCOMMITTED	\$98,152	\$0	\$0	\$0	
CUMMING CONSTRUCTION MGMT INC	\$109,418	\$109,418	\$42,134	\$3,327	38.51%
	\$207,570	\$109,418	\$42,134	\$3,327	20.30%
3.02 Construction Management Fees					
UNCOMMITTED	\$1,750	\$0	\$0	\$0	
CORDOBA CORPORATION	\$422,127	\$422,127	\$54,829	\$8,161	12.99%
	\$423,877	\$422,127	\$54,829	\$8,161	12.94%
4. Construction Support Costs					
4.02 Title, Environmental, Stormwater Management					
UNCOMMITTED	\$0	\$0	\$0	\$0	
ENVIRONMENTAL AUDIT INC	\$7,590	\$7,590	\$0	\$0	0.00%
	\$7,590	\$7,590	\$0	\$0	0.00%
4.03 Commissioning					
UNCOMMITTED	\$0	\$0	\$0	\$0	
P2S ENGINEERING INC	\$4,329	\$4,329	\$3,060	\$1,260	70.69%
	\$4,329	\$4,329	\$3,060	\$1,260	70.69%
4.05 DSA Review Fees					
UNCOMMITTED	\$0	\$0	\$0	\$0	
DIVISION OF STATE ARCHITECT	\$57,640	\$57,640	\$57,640	\$0	100.00%
	\$57,640	\$57,640	\$57,640	\$0	100.00%
4.06 Postage, Printing & Advertising					
UNCOMMITTED	\$0	\$0	\$0	\$0	
AMERICAN REPROGRAPHICS CO LLC	\$7,500	\$7,500	\$0	\$0	0.00%
	\$7,500	\$7,500	\$0	\$0	0.00%
4.11 Preliminary Testing (Hazmat, Topo, Geo, etc)					
UNCOMMITTED	\$250,511	\$0	\$0	\$0	
ENVIRONMENTAL NETWORK CORPORATION	\$19,515	\$19,515	\$12,220	\$0	62.62%
XICOTENCATL ENRIQUE SALAZAR	\$3,825	\$3,825	\$3,825	\$0	100.00%
	\$273,851	\$23,340	\$16,045	\$0	5.86%
Total 390-9520 Canyon HS Phase II (DSA 04-120410)	\$1,689,857	\$1,339,444	\$660,202	\$20,338	39.07%
390-TBD Canyon HS Science Center Unallocated Funds F22					
5. Unallocated Bond Funds					
5.04 Unallocated Bond Funds					



Measure S Bond Program

Financial Report for January 2022

Budget vs Actuals by School and Budget Category with Vendor Detail

QSS Data thru 1/31/2022

	Budget	Contracted to Date	Expended to Date	Quarterly Expense Jan '22 - Mar '22	% Expended
UNCOMMITTED	\$703,502	\$0	\$0	\$0	
	\$703,502	\$0	\$0	\$0	0.00%
Total 390-TBD Canyon HS Science Center Unallocated Funds F22	\$703,502	\$0	\$0	\$0	0.00%
390-TBD Canyon HS Unallocated Funds F22					
5. Unallocated Bond Funds					
5.04 Unallocated Bond Funds					
UNCOMMITTED	\$1,737,907	\$0	\$0	\$0	
	\$1,737,907	\$0	\$0	\$0	0.00%
Total 390-TBD Canyon HS Unallocated Funds F22	\$1,737,907	\$0	\$0	\$0	0.00%
Canyon High School					
	\$74,441,785	\$53,538,052	\$47,260,680	\$1,567,174	63.49%
El Modena High School					
391-0000 El Modena HS IP Surveillance Camera and Systems					
4. Construction Support Costs					
4.13 FF&E (Laboratory Tables and Chairs, other)					
UNCOMMITTED	\$0	\$0	\$0	\$0	
CDW GOVERNMENT INC	\$39,388	\$39,388	\$39,388	\$0	100.00%
DIGITAL NETWORKS GROUP INC (F/I IP Camera Software)	\$11,719	\$11,719	\$11,719	\$0	100.00%
INTER-PACIFIC INC	\$30,073	\$30,073	\$30,073	\$0	100.00%
	\$81,179	\$81,179	\$81,179	\$0	100.00%
Total 391-0000 El Modena HS IP Surveillance Camera and Systems	\$81,179	\$81,179	\$81,179	\$0	100.00%
391-9520 El Modena HS Science Center (DSA 04-117098)					
1. Design Cost					
1.01 Architect					
UNCOMMITTED	\$0	\$0	\$0	\$0	
HARLEY ELLIS DEVEREAUX	\$2,503,304	\$2,503,304	\$2,419,808	\$1,511	96.66%
LIONAKIS	\$14,059	\$14,059	\$14,059	\$0	100.00%
	\$2,517,363	\$2,517,363	\$2,433,867	\$1,511	96.68%
2. Construction Cost					
2.01 Construction					
UNCOMMITTED	\$5	\$0	\$0	\$0	
ANGELES CONTRACTOR, INC	\$26,797,126	\$26,797,126	\$25,357,159	\$2,223,907	94.63%
	\$26,797,131	\$26,797,126	\$25,357,159	\$2,223,907	94.63%



Measure S Bond Program

Financial Report for January 2022

Budget vs Actuals by School and Budget Category with Vendor Detail

QSS Data thru 1/31/2022

	Budget	Contracted to Date	Expended to Date	Quarterly Expense Jan '22 - Mar '22	% Expended
2.02 OFCI and Other Construction					
UNCOMMITTED	\$12,762	\$0	\$0	\$0	
ACCO ENGINEERED SYSTEMS INC	\$355,544	\$355,544	\$355,544	\$0	100.00%
AMERICAN REPROGRAPHICS CO LLC	\$1,026	\$1,026	\$0	\$0	0.00%
ARROW RESTAURANT EQUIPMENT	\$14,232	\$14,232	\$14,213	\$0	99.87%
CAROLINA BIOLOGICAL SUPPLY	\$24,213	\$24,213	\$0	\$0	0.00%
DEVELOPMENT GROUP INC	\$52,939	\$52,939	\$52,939	\$0	100.00%
FAIR PLAY SCOREBOARDS	\$17,694	\$17,694	\$17,694	\$0	100.00%
FISHER SCIENCE EDUCATION	\$26,188	\$26,188	\$23,852	\$0	91.08%
FLINN SCIENTIFIC INC	\$12,364	\$12,364	\$12,364	\$0	100.00%
PROFESSIONAL TURF SPECIALTIES	\$23,460	\$23,460	\$23,460	\$0	100.00%
VW GRAINGER INC	\$6,039	\$6,039	\$4,081	\$0	67.58%
	\$546,461	\$533,699	\$504,148	\$0	92.26%
3. Program and Construction Management					
3.01 Program Management Fees					
UNCOMMITTED	\$7,817	\$0	\$0	\$0	
CUMMING CONSTRUCTION MGMT INC	\$1,420,299	\$1,420,299	\$1,114,943	\$49,683	78.50%
	\$1,428,116	\$1,420,299	\$1,114,943	\$49,683	78.07%
3.02 Construction Management Fees					
UNCOMMITTED	\$3,200	\$0	\$0	\$0	
ARCADIS U.S. INC	\$2,348,909	\$2,348,909	\$2,251,362	\$0	95.85%
CORDOBA CORPORATION	\$90,336	\$90,336	\$90,336	\$0	100.00%
	\$2,442,445	\$2,439,245	\$2,341,698	\$0	95.88%
4.02 Title, Environmental, Stormwater Management					
UNCOMMITTED	\$17,669	\$0	\$0	\$0	
CHICAGO TITLE COMPANY	\$1,500	\$1,500	\$1,500	\$0	100.00%
CITY OF ORANGE (PUBLIC WORKS)	\$71	\$71	\$71	\$0	100.00%
CITY OF ORANGE (WATER DIVISION)	\$16,048	\$16,048	\$10,942	\$0	68.18%
ENVIRONMENTAL AUDIT INC	\$10,950	\$10,950	\$8,548	\$0	78.06%
OUSD COST OF INTEREST DISTRIBUTION	\$1	\$1	\$1	\$0	100.00%
	\$46,239	\$28,570	\$21,061	\$0	45.55%
4.03 Commissioning					
UNCOMMITTED	\$6,112	\$0	\$0	\$0	
P2S ENGINEERING INC	\$30,558	\$30,558	\$29,046	\$1,446	95.05%
	\$36,670	\$30,558	\$29,046	\$1,446	79.21%
4.05 DSA Review Fees					
UNCOMMITTED	\$0	\$0	\$0	\$0	
DIVISION OF STATE ARCHITECT	\$306,338	\$306,338	\$306,338	\$0	100.00%



Measure S Bond Program

Financial Report for January 2022

Budget vs Actuals by School and Budget Category with Vendor Detail

QSS Data thru 1/31/2022

	Budget	Contracted to Date	Expended to Date	Quarterly Expense Jan '22 - Mar '22	% Expended
4.06 Postage, Printing & Advertising	\$306,338	\$306,338	\$306,338	\$0	100.00%
UNCOMMITTED	\$9,947	\$0	\$0	\$0	
AMERICAN REPROGRAPHICS CO LLC	\$20,110	\$20,110	\$19,155	\$0	95.25%
SOUTHERN CALIFORNIA NEWS GROUP	\$2,024	\$2,024	\$2,024	\$0	100.00%
	\$32,081	\$22,134	\$21,179	\$0	66.02%
4.07 DSA Inspection (IOR)					
UNCOMMITTED	\$0	\$0	\$0	\$0	
BPI INSPECTION SERVICE	\$729,569	\$729,569	\$623,234	\$49,420	85.42%
	\$729,569	\$729,569	\$623,234	\$49,420	85.42%
4.08 DSA Construction Phase Testing (LOR)					
UNCOMMITTED	\$1	\$0	\$0	\$0	
KOURY ENGINEERING & TESTING INC (Geotechnical Engineering)	\$782,316	\$782,316	\$776,288	\$7,343	99.23%
	\$782,317	\$782,316	\$776,288	\$7,343	99.23%
4.09 Relocation					
UNCOMMITTED	\$16,319	\$0	\$0	\$0	
Beltmann Group, Inc.	\$7,080	\$7,080	\$850	\$0	12.01%
ULINE INC	\$1,601	\$1,601	\$701	\$0	43.79%
	\$25,000	\$8,681	\$1,551	\$0	6.21%
4.11 Preliminary Testing (Hazmat, Topo, Geo, etc)					
UNCOMMITTED	\$13,619	\$0	\$0	\$0	
ALLEGIAN FIRE PROTECTION INC	\$525	\$525	\$525	\$0	100.00%
CALIFORNIA GEOLOGICAL SURVEY (Geology and Seismology Review)	\$3,600	\$3,600	\$3,600	\$0	100.00%
ENVIRONMENTAL NETWORK CORPORATION	\$6,000	\$6,000	\$5,410	\$0	90.17%
HARLEY ELLIS DEVEREAUX	\$14,908	\$14,908	\$14,908	\$0	100.00%
NINYO & MOORE	\$29,981	\$29,981	\$29,771	\$0	99.30%
PCA ARBORISTS & CONSULTANTS INC	\$1,569	\$1,569	\$1,569	\$0	100.00%
THE CONVERSE PROFESSIONAL GROUP (Soils Investigation)	\$30,640	\$30,640	\$30,640	\$0	100.00%
	\$100,842	\$87,223	\$86,423	\$0	85.70%
4.12 Utility Connection Fees (Local Permits)					
UNCOMMITTED	\$76,261	\$0	\$0	\$0	
DIVISION OF STATE ARCHITECT	\$0	\$0	\$0	\$0	
SOUTHERN CALIFORNIA EDISON	\$3,665	\$3,665	\$3,665	\$0	100.00%
STATE WATER RESOURCES CONTROL BOARD (SWRCB)	\$993	\$993	\$993	\$0	100.00%
	\$80,919	\$4,658	\$4,658	\$0	5.76%
4.13 FF&E (Laboratory Tables and Chairs, other)					
UNCOMMITTED	\$97,661	\$0	\$0	\$0	
CDW GOVERNMENT INC	\$0	\$10,337	\$0	\$0	
INTER-PACIFIC INC	\$9,256	\$9,256	\$9,256	\$0	100.00%



Measure S Bond Program

Financial Report for January 2022

Budget vs Actuals by School and Budget Category with Vendor Detail

QSS Data thru 1/31/2022

	Budget	Contracted to Date	Expended to Date	Quarterly Expense Jan '22 - Mar '22	% Expended
SIERRA SCHOOL EQUIPMENT COMPANY	\$495,446	\$495,446	\$349,199	\$6,900	70.48%
TURTLE STORAGE dba AMERICAN BICYCLE CO	\$6,871	\$6,871	\$6,314	\$0	91.89%
VWR INTERNATIONAL LLC	\$47,922	\$52,714	\$47,922	\$0	100.00%
	\$657,156	\$574,624	\$412,691	\$6,900	62.80%
Total 391-9520 El Modena HS Science Center (DSA 04-117098)	\$39,175,836	\$36,282,403	\$34,034,284	\$2,340,208	86.88%
391-9520 El Modena HS Phase II (DSA 04-120032)					
1. Design Cost					
1.01 Architect					
UNCOMMITTED	\$0	\$0	\$0	\$0	
HARLEY ELLIS DEVEREAUX	\$1,918,220	\$1,918,220	\$1,351,730	\$0	70.47%
	\$1,918,220	\$1,918,220	\$1,351,730	\$0	70.47%
3. Program and Construction Management					
3.01 Program Management Fees					
UNCOMMITTED	\$0	\$0	\$0	\$0	
CUMMING CONSTRUCTION MGMT INC	\$199,612	\$199,612	\$88,247	\$4,493	44.21%
	\$199,612	\$199,612	\$88,247	\$4,493	44.21%
3.02 Construction Management Fees					
UNCOMMITTED	\$1,050	\$0	\$0	\$0	
CORDOBA CORPORATION	\$515,353	\$515,353	\$80,898	\$8,087	15.70%
	\$516,403	\$515,353	\$80,898	\$8,087	15.67%
UNCOMMITTED	\$0	\$0	\$0	\$0	
P2S ENGINEERING INC	\$11,890	\$11,890	\$5,550	\$2,220	46.68%
	\$11,890	\$11,890	\$5,550	\$2,220	46.68%
4.05 DSA Review Fees					
UNCOMMITTED	\$0	\$0	\$0	\$0	
DIVISION OF STATE ARCHITECT	\$212,750	\$212,750	\$212,750	\$0	100.00%
	\$212,750	\$212,750	\$212,750	\$0	100.00%
4.06 Postage, Printing & Advertising					
UNCOMMITTED	\$0	\$0	\$0	\$0	
AMERICAN REPROGRAPHICS CO LLC	\$8,000	\$8,000	\$0	\$0	0.00%
	\$8,000	\$8,000	\$0	\$0	0.00%
4.09 Relocation					
UNCOMMITTED	\$0	\$0	\$0	\$0	
Beltmann Group, Inc.	\$3,500	\$3,500	\$0	\$0	0.00%
	\$3,500	\$3,500	\$0	\$0	0.00%
4.11 Preliminary Testing (Hazmat, Topo, Geo, etc)					



Measure S Bond Program

Financial Report for January 2022

Budget vs Actuals by School and Budget Category with Vendor Detail

QSS Data thru 1/31/2022

	Budget	Contracted to Date	Expended to Date	Quarterly Expense Jan '22 - Mar '22	% Expended
UNCOMMITTED	\$11,500	\$0	\$0	\$0	
ARMSTRONG & BROOKS CONSULTING ENG	\$20,000	\$20,000	\$4,940	\$0	24.70%
GROUP DELTA CONSULTANTS INC	\$17,100	\$17,100	\$10,004	\$0	58.50%
KOURY ENGINEERING & TESTING INC (Geotechnical Engineering)	\$22,350	\$22,350	\$22,350	\$0	100.00%
	\$70,950	\$59,450	\$37,294	\$0	52.56%
Total 391-9520 El Modena HS Phase II (DSA 04-120032)	\$2,948,915	\$2,936,365	\$1,776,469	\$14,800	60.24%
391-9520 El Modena HS Quad Shade Structures (DSA 04-119124)					
1. Design Cost					
1.01 Architect					
UNCOMMITTED	\$0	\$0	\$0	\$0	
HARLEY ELLIS DEVEREAUX	\$79,340	\$79,340	\$0	\$0	0.00%
	\$79,340	\$79,340	\$0	\$0	0.00%
4.05 DSA Review Fees					
UNCOMMITTED	\$0	\$0	\$0	\$0	
DIVISION OF STATE ARCHITECT	\$9,650	\$9,650	\$9,650	\$0	100.00%
	\$9,650	\$9,650	\$9,650	\$0	100.00%
4.06 Postage, Printing & Advertising					
UNCOMMITTED	\$0	\$0	\$0	\$0	
AMERICAN REPROGRAPHICS CO LLC	\$86	\$86	\$86	\$0	100.00%
	\$86	\$86	\$86	\$0	100.00%
Total 391-9520 El Modena HS Quad Shade Structures (DSA 04-119124)	\$89,076	\$89,076	\$9,736	\$0	10.93%
391-TBD El Modena HS Science Center Unallocated Funds F22					
5. Unallocated Bond Funds					
5.04 Unallocated Bond Funds					
UNCOMMITTED	\$1,138,078	\$0	\$0	\$0	
	\$1,138,078	\$0	\$0	\$0	0.00%
Total 391-TBD El Modena HS Science Center Unallocated Funds F22	\$1,138,078	\$0	\$0	\$0	0.00%
391-9520 El Modena HS Unallocated Funds F21					
4. Construction Support Costs					
4.15 Miscellaneous Fees					
UNCOMMITTED	\$0	\$0	\$0	\$0	
OUSD COST OF INTEREST DISTRIBUTION	\$53,330	\$53,330	\$53,330	\$0	100.00%
	\$53,330	\$53,330	\$53,330	\$0	100.00%



Measure S Bond Program

Financial Report for January 2022

Budget vs Actuals by School and Budget Category with Vendor Detail

QSS Data thru 1/31/2022

	Budget	Contracted to Date	Expended to Date	Quarterly Expense Jan '22 - Mar '22	% Expended
5. Program Reserve					
5.03 Interest Earned - Reserve					
UNCOMMITTED	\$77,419	\$0	\$0	\$0	
	\$77,419	\$0	\$0	\$0	0.00%
Total 391-9520 El Modena HS Unallocated Funds F21	\$130,749	\$53,330	\$53,330	\$0	40.79%
391-TBD El Modena HS Unallocated Funds F22					
5. Unallocated Bond Funds					
5.04 Unallocated Bond Funds					
UNCOMMITTED	\$30,017,362	\$0	\$0	\$0	
	\$30,017,362	\$0	\$0	\$0	0.00%
Total 391-TBD El Modena HS Unallocated Funds F22	\$30,017,362	\$0	\$0	\$0	0.00%
El Modena High School	\$73,581,196	\$39,442,353	\$35,954,999	\$2,355,008	48.86%
Orange High School					
392-0000 Orange HS IP Surveillance Camera and Systems					
4. Construction Support Costs					
4.13 FF&E (Laboratory Tables and Chairs, other)					
UNCOMMITTED	\$0	\$0	\$0	\$0	
CDW GOVERNMENT INC	\$53,662	\$53,662	\$53,662	\$0	100.00%
DIGITAL NETWORKS GROUP INC (F/I IP Camera Software)	\$13,569	\$13,569	\$13,569	\$0	100.00%
INTER-PACIFIC INC	\$34,837	\$34,837	\$34,837	\$0	100.00%
	\$102,068	\$102,068	\$102,068	\$0	100.00%
Total 392-0000 Orange HS IP Surveillance Camera and Systems	\$102,068	\$102,068	\$102,068	\$0	100.00%
392-9520 Orange HS Science Bldg (DSA 04-116859)					
1. Design Cost					
1.01 Architect					
UNCOMMITTED	\$151,933	\$0	\$0	\$0	
LIONAKIS	\$1,854,196	\$1,854,196	\$1,823,594	\$0	98.35%
	\$2,006,129	\$1,854,196	\$1,823,594	\$0	90.90%
2. Construction Cost					
2.01 Construction					
UNCOMMITTED	\$1	\$0	\$0	\$0	



Measure S Bond Program

Financial Report for January 2022

Budget vs Actuals by School and Budget Category with Vendor Detail

QSS Data thru 1/31/2022

	Budget	Contracted to Date	Expended to Date	Quarterly Expense Jan '22 - Mar '22	% Expended
GIANNELLI ELECTRIC INC	\$14,878	\$14,878	\$14,878	\$0	100.00%
INTEGRATED DEMOLITION AND REMEDIATION (Abatement and Demolition)	\$44,800	\$44,800	\$44,800	\$0	100.00%
J & A FENCE (Custodial Storage Fencing)	\$0	\$0	\$0	\$0	
KYA SERVICES LLC (Install Carpet)	\$0	\$0	\$0	\$0	
OLESH, KEITH (Termite Services)	\$0	\$0	\$0	\$0	
PINNER CONSTRUCTION	\$27,190,987	\$27,190,987	\$27,190,987	\$0	100.00%
SOUTHERN CALIFORNIA NEWS GROUP	\$0	\$0	\$0	\$0	
TIME & ALARM SYSTEMS	\$3,100	\$3,100	\$3,100	\$0	100.00%
UNIVERSAL ASPHALT CO (Remove and Patch Asphalt)	\$6,830	\$6,830	\$6,830	\$0	100.00%
	\$27,260,596	\$27,260,595	\$27,260,595	\$0	100.00%

2.02 OFCI and Other Construction

UNCOMMITTED	\$69,720	\$0	\$0	\$0	
ACCO ENGINEERED SYSTEMS INC	\$62,883	\$62,883	\$62,883	\$0	100.00%
AMERICAN REPROGRAPHICS CO LLC	\$1,026	\$1,026	\$0	\$0	0.00%
ARROW RESTAURANT EQUIPMENT	\$13,556	\$13,556	\$13,432	\$0	99.08%
CAROLINA BIOLOGICAL SUPPLY	\$16,559	\$16,559	\$16,480	\$0	99.52%
CITY OF ORANGE (PUBLIC WORKS)	\$2,000	\$2,000	\$2,000	\$0	100.00%
DEVELOPMENT GROUP INC	\$37,866	\$37,866	\$37,866	\$0	100.00%
FISHER SCIENCE EDUCATION	\$25,736	\$25,736	\$24,863	\$0	96.61%
FLINN SCIENTIFIC INC	\$10,263	\$10,263	\$10,263	\$0	100.00%
GIANNELLI ELECTRIC INC	\$24,684	\$24,684	\$24,684	\$0	100.00%
GRUETT TREE CO INC (Removal of Trees)	\$7,625	\$7,625	\$7,625	\$0	100.00%
J & A FENCE (Custodial Storage Fencing)	\$6,885	\$6,885	\$6,885	\$0	100.00%
KYA SERVICES LLC (Install Carpet)	\$0	\$0	\$0	\$0	
OLESH, KEITH (Termite Services)	\$1,500	\$1,500	\$1,500	\$0	100.00%
SOUTHERN CALIFORNIA NEWS GROUP	\$0	\$0	\$0	\$0	
TRIMARK RAYGAL LLC	\$0	\$0	\$0	\$0	
VORTEX INDUSTRIES, INC.	\$6,804	\$6,804	\$6,804	\$0	100.00%
WW GRAINGER INC	\$2,292	\$2,292	\$2,292	\$0	100.00%
	\$289,399	\$219,679	\$217,576	\$0	75.18%

3. Program and Construction Management

3.01 Program Management Fees

UNCOMMITTED	\$531,596	\$0	\$0	\$0	
CUMMING CONSTRUCTION MGMT INC	\$1,010,155	\$1,062,336	\$979,395	\$0	96.95%
	\$1,541,750	\$1,062,336	\$979,395	\$0	63.52%

3.02 Construction Management Fees

UNCOMMITTED	\$59,981	\$0	\$0	\$0	
BALFOUR BEATTY CONSTRUCTION	\$1,757,253	\$1,757,254	\$1,755,159	\$0	99.88%
CORDOBA CORPORATION	\$86,549	\$86,549	\$86,434	\$0	99.87%



Measure S Bond Program

Financial Report for January 2022

Budget vs Actuals by School and Budget Category with Vendor Detail

QSS Data thru 1/31/2022

	Budget	Contracted to Date	Expended to Date	Quarterly Expense Jan '22 - Mar '22	% Expended
	\$1,903,783	\$1,843,803	\$1,841,593	\$0	96.73%
4.02 Title, Environmental, Stormwater Management					
UNCOMMITTED	\$34,796	\$0	\$0	\$0	
CHICAGO TITLE COMPANY	\$1,500	\$1,500	\$1,500	\$0	100.00%
OUSD COST OF INTEREST DISTRIBUTION	\$1	\$1	\$1	\$0	100.00%
PLACEWORKS INC	\$52,231	\$52,231	\$52,231	\$0	100.00%
STATE WATER RESOURCES CONTROL BOARD (SWRCB)	\$726	\$726	\$726	\$0	100.00%
	\$89,254	\$54,458	\$54,458	\$0	61.01%
4.03 Commissioning					
UNCOMMITTED	\$6,117	\$0	\$0	\$0	
P2S ENGINEERING INC	\$30,585	\$30,585	\$30,170	\$0	98.64%
	\$36,702	\$30,585	\$30,170	\$0	82.20%
4.05 DSA Review Fees					
UNCOMMITTED	\$28,992	\$0	\$0	\$0	
DIVISION OF STATE ARCHITECT	\$342,871	\$342,871	\$342,871	\$0	100.00%
OUSD REVOLVING CASH	\$500	\$500	\$500	\$0	100.00%
	\$372,364	\$343,371	\$343,371	\$0	92.21%
4.06 Postage, Printing & Advertising					
UNCOMMITTED	\$36,374	\$0	\$0	\$0	
AMERICAN REPROGRAPHICS CO LLC	\$11,734	\$11,734	\$8,734	\$0	74.43%
SOUTHERN CALIFORNIA NEWS GROUP	\$8,518	\$8,518	\$8,518	\$0	100.00%
	\$56,626	\$20,252	\$17,252	\$0	30.47%
4.07 DSA Inspection (IOR)					
UNCOMMITTED	\$145,585	\$0	\$0	\$0	
KNOWLAND CONSTRUCTION SERVICES	\$321,507	\$321,507	\$286,404	\$0	89.08%
	\$467,092	\$321,507	\$286,404	\$0	61.32%
4.08 DSA Construction Phase Testing (LOR)					
UNCOMMITTED	\$125,025	\$0	\$0	\$0	
NINYO & MOORE	\$327,624	\$327,624	\$227,848	\$0	69.55%
	\$452,649	\$327,624	\$227,848	\$0	50.34%
4.09 Relocation					
UNCOMMITTED	\$15,706	\$0	\$0	\$0	
Beltmann Group, Inc.	\$6,229	\$6,229	\$4,876	\$0	78.27%
ULINE INC	\$3,065	\$3,065	\$3,065	\$0	100.00%
	\$25,000	\$9,294	\$7,941	\$0	31.76%
4.10 Labor Compliance					
UNCOMMITTED	\$40,951	\$0	\$0	\$0	
	\$40,951	\$0	\$0	\$0	0.00%
4.11 Preliminary Testing (Hazmat, Topo, Geo, etc)					



Measure S Bond Program

Financial Report for January 2022

Budget vs Actuals by School and Budget Category with Vendor Detail

QSS Data thru 1/31/2022

	Budget	Contracted to Date	Expended to Date	Quarterly Expense Jan '22 - Mar '22	% Expended
UNCOMMITTED	\$198,437	\$0	\$0	\$0	
CALIFORNIA GEOLOGICAL SURVEY (Geology and Seismology Review)	\$3,600	\$3,600	\$3,600	\$0	100.00%
ENVIRONMENTAL NETWORK CORPORATION	\$4,925	\$4,925	\$2,590	\$0	52.59%
KOURY ENGINEERING & TESTING INC (Geotechnical Engineering)	\$13,300	\$13,300	\$13,300	\$0	100.00%
PENCO ENGINEERING INC (Topographical Survey Services)	\$42,350	\$42,350	\$41,070	\$0	96.98%
RMA GROUP (dba SITESCAN)	\$49,533	\$49,533	\$49,533	\$0	100.00%
	\$312,145	\$113,708	\$110,093	\$0	35.27%
4.12 Utility Connection Fees (Local Permits)					
UNCOMMITTED	\$151,714	\$0	\$0	\$0	
CITY OF ORANGE (PUBLIC WORKS)	\$2,500	\$2,500	\$2,500	\$0	100.00%
SOUTHERN CALIFORNIA EDISON	\$6,912	\$6,912	\$6,912	\$0	100.00%
SOUTHERN CALIFORNIA GAS CO	\$2,124	\$2,124	\$2,124	\$0	100.00%
STATE WATER RESOURCES CONTROL BOARD (SWRCB)	\$553	\$553	\$553	\$0	100.00%
	\$163,803	\$12,089	\$12,089	\$0	7.38%
4.13 FF&E (Laboratory Tables and Chairs, other)					
UNCOMMITTED	\$10,748	\$0	\$0	\$0	
CDW GOVERNMENT INC	\$59,662	\$59,662	\$59,658	\$0	99.99%
CONEXWEST	\$9,466	\$9,466	\$9,419	\$0	99.51%
CP PRODUCTS INC	\$4,834	\$4,834	\$4,834	\$0	100.00%
DEVELOPMENT GROUP INC	\$0	\$0	\$0	\$0	
FISHER SCIENCE EDUCATION	\$0	\$0	\$0	\$0	
GORM	\$11,423	\$11,423	\$11,415	\$0	99.93%
HILLYARD INC	\$32,572	\$32,572	\$32,572	\$0	100.00%
INTER-PACIFIC INC	\$7,904	\$7,904	\$7,904	\$0	100.00%
PSI DBA WATER VISIONS INC	\$8,527	\$8,527	\$8,527	\$0	100.00%
SIERRA SCHOOL EQUIPMENT COMPANY	\$464,248	\$464,248	\$464,248	\$0	100.00%
TURTLE STORAGE dba AMERICAN BICYCLE CO	\$6,871	\$6,871	\$6,537	\$0	95.14%
VORTEX INDUSTRIES, INC.	\$0	\$0	\$0	\$0	
VWR INTERNATIONAL LLC	\$34,314	\$34,314	\$34,314	\$0	100.00%
	\$650,570	\$639,821	\$639,428	\$0	98.29%
4.14 Legal Counsel					
UNCOMMITTED	\$81,902	\$0	\$0	\$0	
	\$81,902	\$0	\$0	\$0	0.00%
5. Contingency					
5.01 Construction Contingency					
UNCOMMITTED	\$1,415,413	\$0	\$0	\$0	
	\$1,415,413	\$0	\$0	\$0	0.00%
5.02 Project Contingency					



Measure S Bond Program

Financial Report for January 2022

Budget vs Actuals by School and Budget Category with Vendor Detail

QSS Data thru 1/31/2022

	Budget	Contracted to Date	Expended to Date	Quarterly Expense Jan '22 - Mar '22	% Expended
UNCOMMITTED	\$4,297,657	\$0	\$0	\$0	
	\$4,297,657	\$0	\$0	\$0	0.00%
Total 392-9520 Orange HS Science Bldg (DSA 04-116859)	\$41,463,785	\$34,113,318	\$33,851,806	\$0	81.64%
392-9520 Orange HS Shade Structure (DSA 04-118351)					
1. Design Cost					
1.01 Architect					
UNCOMMITTED	\$0	\$0	\$0	\$0	
LIONAKIS	\$17,317	\$17,317	\$17,317	\$0	100.00%
	\$17,317	\$17,317	\$17,317	\$0	100.00%
2. Construction Cost					
2.01 Construction					
UNCOMMITTED	\$0	\$0	\$0	\$0	
PINNER CONSTRUCTION	\$113,500	\$113,500	\$113,500	\$0	100.00%
	\$113,500	\$113,500	\$113,500	\$0	100.00%
3. Program and Construction Management					
3.01 Program Management Fees					
UNCOMMITTED	\$0	\$0	\$0	\$0	
CUMMING CONSTRUCTION MGMT INC	\$1,838	\$1,838	\$1,838	\$0	100.00%
	\$1,838	\$1,838	\$1,838	\$0	100.00%
3.02 Construction Management Fees					
UNCOMMITTED	\$0	\$0	\$0	\$0	
BALFOUR BEATTY CONSTRUCTION	\$5,956	\$5,956	\$5,956	\$0	100.00%
	\$5,956	\$5,956	\$5,956	\$0	100.00%
4.05 DSA Review Fees					
UNCOMMITTED	\$0	\$0	\$0	\$0	
DIVISION OF STATE ARCHITECT	\$1,873	\$1,873	\$1,873	\$0	100.00%
	\$1,873	\$1,873	\$1,873	\$0	100.00%
4.07 DSA Inspection (IOR)					
UNCOMMITTED	\$0	\$0	\$0	\$0	
KNOWLAND CONSTRUCTION SERVICES	\$1,740	\$1,740	\$1,740	\$0	100.00%
	\$1,740	\$1,740	\$1,740	\$0	100.00%
4.08 DSA Construction Phase Testing (LOR)					
UNCOMMITTED	\$0	\$0	\$0	\$0	
NINYO & MOORE	\$7,408	\$7,408	\$7,408	\$0	100.00%
	\$7,408	\$7,408	\$7,408	\$0	100.00%



Measure S Bond Program

Financial Report for January 2022

Budget vs Actuals by School and Budget Category with Vendor Detail

QSS Data thru 1/31/2022

	Budget	Contracted to Date	Expended to Date	Quarterly Expense Jan '22 - Mar '22	% Expended
Total 392-9520 Orange HS Shade Structure (DSA 04-118351)	\$149,631	\$149,631	\$149,631	\$0	100.00%
392-9520 Orange HS Site Improvements (DSA 04-116673)					
1. Design Cost					
1.01 Architect					
UNCOMMITTED	\$0	\$0	\$0	\$0	
LIONAKIS	\$450,189	\$450,189	\$446,286	\$0	99.13%
SILVER CREEK INDUSTRIES INC (Engineering for Warming Kitchen Relocatable Building)	\$29,682	\$29,682	\$29,682	\$0	100.00%
	\$479,871	\$479,871	\$475,968	\$0	99.19%
2. Construction Cost					
2.01 Construction					
UNCOMMITTED	\$0	\$0	\$0	\$0	
KYA SERVICES LLC (Install Carpet)	\$20,824	\$20,824	\$9,564	\$0	45.93%
SWINERTON BUILDERS	\$6,556,428	\$6,556,428	\$6,556,428	\$0	100.00%
TRIMARK RAYGAL LLC	\$89,860	\$89,860	\$89,860	\$0	100.00%
	\$6,667,112	\$6,667,112	\$6,655,852	\$0	99.83%
2.02 OFCI and Other Construction					
UNCOMMITTED	\$0	\$0	\$0	\$0	
ACCO ENGINEERED SYSTEMS INC	\$209,074	\$209,074	\$209,074	\$0	100.00%
	\$209,074	\$209,074	\$209,074	\$0	100.00%
3. Program and Construction Management					
3.01 Program Management Fees					
UNCOMMITTED	\$0	\$0	\$0	\$0	
BALFOUR BEATTY CONSTRUCTION	\$0	\$0	\$0	\$0	
CUMMING CONSTRUCTION MGMT INC	\$115,479	\$115,479	\$115,479	\$0	100.00%
	\$115,479	\$115,479	\$115,479	\$0	100.00%
3.02 Construction Management Fees					
UNCOMMITTED	\$0	\$0	\$0	\$0	
BALFOUR BEATTY CONSTRUCTION	\$296,554	\$296,554	\$296,554	\$0	100.00%
	\$296,554	\$296,554	\$296,554	\$0	100.00%
4. Construction Support Costs					
4.02 Title, Environmental, Stormwater Management					
UNCOMMITTED	\$0	\$0	\$0	\$0	
ORANGE COUNTY HEALTH CARE AGENCY	\$1,470	\$1,470	\$1,470	\$0	100.00%
	\$1,470	\$1,470	\$1,470	\$0	100.00%
4.03 Commissioning					



Measure S Bond Program

Financial Report for January 2022

Budget vs Actuals by School and Budget Category with Vendor Detail

QSS Data thru 1/31/2022

	Budget	Contracted to Date	Expended to Date	Quarterly Expense Jan '22 - Mar '22	% Expended
UNCOMMITTED	\$0	\$0	\$0	\$0	
P2S ENGINEERING INC	\$4,755	\$4,755	\$4,667	\$0	98.15%
	\$4,755	\$4,755	\$4,667	\$0	98.15%
4.05 DSA Review Fees					
UNCOMMITTED	\$3,853	\$0	\$0	\$0	
DIVISION OF STATE ARCHITECT	\$94,585	\$94,585	\$94,585	\$0	100.00%
	\$98,438	\$94,585	\$94,585	\$0	96.09%
4.06 Postage, Printing & Advertising					
UNCOMMITTED	\$1	\$0	\$0	\$0	
AMERICAN REPROGRAPHICS CO LLC	\$7,630	\$7,630	\$7,630	\$0	100.00%
SOUTHERN CALIFORNIA NEWS GROUP	\$1,264	\$1,264	\$1,264	\$0	100.00%
	\$8,895	\$8,894	\$8,894	\$0	99.99%
4.07 DSA Inspection (IOR)					
UNCOMMITTED	\$0	\$0	\$0	\$0	
KNOWLAND CONSTRUCTION SERVICES	\$104,480	\$104,480	\$96,985	\$0	92.83%
	\$104,480	\$104,480	\$96,985	\$0	92.83%
4.08 DSA Construction Phase Testing (LOR)					
UNCOMMITTED	\$0	\$0	\$0	\$0	
NINYO & MOORE	\$113,255	\$113,255	\$112,544	\$0	99.37%
	\$113,255	\$113,255	\$112,544	\$0	99.37%
4.11 Preliminary Testing (Hazmat, Topo, Geo, etc)					
UNCOMMITTED	\$0	\$0	\$0	\$0	
ENVIRONMENTAL NETWORK CORPORATION	\$9,100	\$9,100	\$9,012	\$0	99.03%
	\$9,100	\$9,100	\$9,012	\$0	99.03%
Total 392-9520 Orange HS Site Improvements (DSA 04-116673)	\$8,108,482	\$8,104,629	\$8,081,083	\$0	99.66%
392-9520 Orange HS Phase II (DSA 04-120151)					
1. Design Cost					
1.01 Architect					
UNCOMMITTED	\$121,050	\$0	\$0	\$0	
LIONAKIS	\$1,409,450	\$1,409,450	\$978,648	\$2,054	69.43%
	\$1,530,500	\$1,409,450	\$978,648	\$2,054	63.94%
2. Construction Cost					
2.00 Other Construction - Swing Space					
UNCOMMITTED	\$0	\$0	\$0	\$0	
DAHLBERG, KENT & AMY dba NEW DIMENSION	\$99,450	\$99,450	\$76,760	\$10,977	77.18%
	\$99,450	\$99,450	\$76,760	\$10,977	77.18%



Measure S Bond Program

Financial Report for January 2022

Budget vs Actuals by School and Budget Category with Vendor Detail

QSS Data thru 1/31/2022

	Budget	Contracted to Date	Expended to Date	Quarterly Expense Jan '22 - Mar '22	% Expended
3. Program and Construction Management					
3.01 Program Management Fees					
UNCOMMITTED	\$1	\$0	\$0	\$0	
CUMMING CONSTRUCTION MGMT INC	\$201,328	\$201,328	\$90,004	\$7,349	44.71%
	\$201,329	\$201,328	\$90,004	\$7,349	44.70%
3.02 Construction Management Fees					
UNCOMMITTED	\$2,100	\$0	\$0	\$0	
CORDOBA CORPORATION	\$511,365	\$511,365	\$74,566	\$8,161	14.58%
	\$513,465	\$511,365	\$74,566	\$8,161	14.52%
4. Construction Support Costs					
4.02 Title, Environmental, Stormwater Management					
UNCOMMITTED	\$0	\$0	\$0	\$0	
CITY OF ORANGE (PUBLIC WORKS)	\$3,000	\$3,000	\$3,000	\$0	100.00%
CITY OF ORANGE (WATER DIVISION)	\$2,000	\$2,000	\$2,000	\$0	100.00%
ENVIRONMENTAL AUDIT INC	\$7,590	\$7,590	\$1,421	\$1,421	18.73%
	\$12,590	\$12,590	\$6,421	\$1,421	51.00%
4.03 Commissioning					
UNCOMMITTED	\$0	\$0	\$0	\$0	
P2S ENGINEERING INC	\$4,801	\$4,801	\$2,460	\$1,435	51.24%
	\$4,801	\$4,801	\$2,460	\$1,435	51.24%
4.05 DSA Review Fees					
UNCOMMITTED	\$0	\$0	\$0	\$0	
DIVISION OF STATE ARCHITECT	\$153,550	\$153,550	\$153,550	\$0	100.00%
	\$153,550	\$153,550	\$153,550	\$0	100.00%
4.06 Postage, Printing & Advertising					
UNCOMMITTED	\$0	\$0	\$0	\$0	
AMERICAN REPROGRAPHICS CO LLC	\$14,000	\$14,000	\$137	\$0	0.98%
	\$14,000	\$14,000	\$137	\$0	0.98%
4.09 Relocation					
UNCOMMITTED	\$450	\$0	\$0	\$0	
Beltmann Group, Inc.	\$6,851	\$6,851	\$6,519	\$0	95.15%
CDW GOVERNMENT INC	\$1,312	\$1,312	\$1,312	\$0	100.00%
ULINE INC	\$800	\$800	\$0	\$0	0.00%
	\$9,413	\$8,962	\$7,830	\$0	83.19%
4.11 Preliminary Testing (Hazmat, Topo, Geo, etc)					
UNCOMMITTED	\$50,977	\$0	\$0	\$0	
CANNON CORPORATION	\$50,000	\$50,000	\$35,076	\$0	70.15%
ENVIRONMENTAL NETWORK CORPORATION	\$15,380	\$15,380	\$6,350	\$0	41.29%
NINYO & MOORE	\$20,955	\$20,955	\$20,955	\$0	100.00%



Measure S Bond Program

Financial Report for January 2022

Budget vs Actuals by School and Budget Category with Vendor Detail

QSS Data thru 1/31/2022

	Budget	Contracted to Date	Expended to Date	Quarterly Expense Jan '22 - Mar '22	% Expended
	\$137,312	\$86,335	\$62,381	\$0	45.43%
Total 392-9520 Orange HS Phase II (DSA 04-120151)	\$2,676,410	\$2,501,831	\$1,452,757	\$31,398	54.28%
392-TBD Orange HS Science Center Unallocated Funds F22					
5. Unallocated Bond Funds					
5.04 Unallocated Bond Funds					
UNCOMMITTED	\$1,520,780	\$0	\$0	\$0	
	\$1,520,780	\$0	\$0	\$0	0.00%
Total 392-TBD Orange HS Science Center Unallocated Funds F22	\$1,520,780	\$0	\$0	\$0	0.00%
392-9520 Orange HS Unallocated Funds F21					
5. Program Reserve					
5.03 Interest Earned - Reserve					
UNCOMMITTED	\$1,500,631	\$0	\$0	\$0	
	\$1,500,631	\$0	\$0	\$0	0.00%
4. Construction Support Costs					
4.15 Miscellaneous Fees					
UNCOMMITTED	\$0	\$0	\$0	\$0	
OUSD COST OF INTEREST DISTRIBUTION	\$49,221	\$49,221	\$49,221	\$0	100.00%
	\$49,221	\$49,221	\$49,221	\$0	100.00%
Total 392-9520 Orange HS Unallocated Funds F21	\$1,549,853	\$49,221	\$49,221	\$0	3.18%
392-TBD Orange HS Unallocated Funds F22					
5. Unallocated Bond Funds					
5.04 Unallocated Bond Funds					
UNCOMMITTED	\$17,978,844	\$0	\$0	\$0	
	\$17,978,844	\$0	\$0	\$0	0.00%
Total 392-TBD Orange HS Unallocated Funds F22	\$17,978,844	\$0	\$0	\$0	0.00%
Orange High School	\$73,549,853	\$45,020,698	\$43,686,566	\$31,398	59.40%
Villa Park High School					
394-0000 Villa Park HS IP Surveillance Camera and Systems					
4. Construction Support Costs					
4.13 FF&E (Laboratory Tables and Chairs, other)					



Measure S Bond Program

Financial Report for January 2022

Budget vs Actuals by School and Budget Category with Vendor Detail

QSS Data thru 1/31/2022

	Budget	Contracted to Date	Expended to Date	Quarterly Expense Jan '22 - Mar '22	% Expended
UNCOMMITTED	\$0	\$0	\$0	\$0	
CDW GOVERNMENT INC	\$32,182	\$32,182	\$32,182	\$0	100.00%
DIGITAL NETWORKS GROUP INC (F/I IP Camera Software)	\$8,635	\$8,635	\$8,635	\$0	100.00%
INTER-PACIFIC INC	\$22,133	\$22,133	\$22,133	\$0	100.00%
	\$62,949	\$62,949	\$62,949	\$0	100.00%
Total 394-0000 Villa Park HS IP Surveillance Camera and Systems	\$62,949	\$62,949	\$62,949	\$0	100.00%
394-9520 Villa Park HS Science Center (DSA 04-117022)					
1. Design Cost					
1.01 Architect					
UNCOMMITTED	\$1	\$0	\$0	\$0	
DKS ASSOCIATES	\$85,690	\$85,690	\$80,657	\$0	94.13%
LIONAKIS	\$14,059	\$14,059	\$14,059	\$0	100.00%
LPA INC	\$2,637,692	\$2,637,692	\$2,418,647	\$0	91.70%
	\$2,737,442	\$2,737,441	\$2,513,363	\$0	91.81%
2. Construction Cost					
2.01 Construction					
UNCOMMITTED	\$0	\$0	\$0	\$0	
ANGELES CONTRACTOR, INC	\$20,658,097	\$20,658,097	\$18,539,929	\$1,013,624	89.75%
	\$20,658,098	\$20,658,097	\$18,539,929	\$1,013,624	89.75%
2.02 OFCI and Other Construction					
UNCOMMITTED	\$110,245	\$0	\$0	\$0	
ACCO ENGINEERED SYSTEMS INC	\$150,829	\$150,829	\$127,947	\$0	84.83%
AMERICAN REPROGRAPHICS CO LLC	\$1,026	\$1,026	\$0	\$0	0.00%
ARROW RESTAURANT EQUIPMENT	\$13,887	\$13,887	\$13,869	\$0	99.86%
CAROLINA BIOLOGICAL SUPPLY	\$24,213	\$24,213	\$0	\$0	0.00%
DEVELOPMENT GROUP INC	\$52,939	\$52,939	\$52,937	\$0	100.00%
FISHER SCIENCE EDUCATION	\$26,187	\$26,187	\$23,852	\$0	91.08%
FLINN SCIENTIFIC INC	\$12,364	\$12,364	\$12,364	\$0	100.00%
VV GRAINGER INC	\$3,043	\$3,043	\$1,148	\$0	37.74%
	\$394,733	\$284,488	\$232,117	\$0	58.80%
3. Program and Construction Management					
3.01 Program Management Fees					
UNCOMMITTED	\$120,084	\$0	\$0	\$0	
CORDOBA CORPORATION	\$0	\$0	\$0	\$0	
CUMMING CONSTRUCTION MGMT INC	\$945,697	\$1,044,109	\$863,674	\$19,404	91.33%
	\$1,065,781	\$1,044,109	\$863,674	\$19,404	81.04%



Measure S Bond Program

Financial Report for January 2022

Budget vs Actuals by School and Budget Category with Vendor Detail

QSS Data thru 1/31/2022

	Budget	Contracted to Date	Expended to Date	Quarterly Expense Jan '22 - Mar '22	% Expended
3.02 Construction Management Fees					
UNCOMMITTED	\$7,219	\$0	\$0	\$0	
CORDOBA CORPORATION	\$2,316,041	\$2,316,041	\$2,215,181	\$88,468	95.65%
	\$2,323,260	\$2,316,041	\$2,215,181	\$88,468	95.35%
4.02 Title, Environmental, Stormwater Management					
UNCOMMITTED	\$13,610	\$0	\$0	\$0	
CHICAGO TITLE COMPANY	\$750	\$750	\$750	\$0	100.00%
OUSD COST OF INTEREST DISTRIBUTION	\$1	\$1	\$1	\$0	100.00%
PLACEWORKS INC	\$73,237	\$73,237	\$73,237	\$0	100.00%
STATE WATER RESOURCES CONTROL BOARD (SWRCB)	\$484	\$484	\$484	\$0	100.00%
	\$88,082	\$74,471	\$74,471	\$0	84.55%
4.03 Commissioning					
UNCOMMITTED	\$9,722	\$0	\$0	\$0	
P2S ENGINEERING INC	\$31,635	\$31,635	\$26,688	\$0	84.36%
	\$41,357	\$31,635	\$26,688	\$0	64.53%
4.05 DSA Review Fees					
UNCOMMITTED	\$118,838	\$0	\$0	\$0	
DIVISION OF STATE ARCHITECT	\$289,250	\$289,250	\$289,250	\$0	100.00%
	\$408,088	\$289,250	\$289,250	\$0	70.88%
4.06 Postage, Printing & Advertising					
UNCOMMITTED	\$15,465	\$0	\$0	\$0	
AMERICAN REPROGRAPHICS CO LLC	\$16,315	\$16,315	\$12,670	\$0	77.66%
SOUTHERN CALIFORNIA NEWS GROUP	\$1,768	\$1,768	\$1,768	\$0	100.00%
	\$33,548	\$18,083	\$14,438	\$0	43.04%
4.07 DSA Inspection (IOR)					
UNCOMMITTED	\$1	\$0	\$0	\$0	
BPI INSPECTION SERVICE	\$606,215	\$606,215	\$505,749	\$0	83.43%
	\$606,216	\$606,215	\$505,749	\$0	83.43%
4.08 DSA Construction Phase Testing (LOR)					
UNCOMMITTED	\$0	\$0	\$0	\$0	
NINYO & MOORE	\$909,474	\$909,474	\$891,145	\$7,389	97.98%
	\$909,474	\$909,474	\$891,145	\$7,389	97.98%
4.09 Relocation					
UNCOMMITTED	\$15,958	\$0	\$0	\$0	
Beltmann Group, Inc.	\$7,080	\$7,080	\$851	\$0	12.02%
ULINE INC	\$1,602	\$1,602	\$702	\$0	43.83%
	\$24,640	\$8,682	\$1,553	\$0	6.30%
4.11 Preliminary Testing (Hazmat, Topo, Geo, etc)					
UNCOMMITTED	\$1,727	\$0	\$0	\$0	



Measure S Bond Program

Financial Report for January 2022

Budget vs Actuals by School and Budget Category with Vendor Detail

QSS Data thru 1/31/2022

	Budget	Contracted to Date	Expended to Date	Quarterly Expense Jan '22 - Mar '22	% Expended
CALIFORNIA GEOLOGICAL SURVEY (Geology and Seismology Review)	\$3,600	\$3,600	\$3,600	\$0	100.00%
ENVIRONMENTAL NETWORK CORPORATION	\$19,145	\$19,145	\$19,085	\$0	99.69%
LEIGHTON CONSULTING INC (Geotechnical Engineering)	\$20,000	\$20,000	\$16,549	\$0	82.75%
PSOMAS	\$27,000	\$27,000	\$21,034	\$0	77.90%
RMA GROUP (dba SITESCAN)	\$53,125	\$53,125	\$44,890	\$0	84.50%
SPECTRUM FIRE PROTECTION (Fire Hydrant Flow Test)	\$1,000	\$1,000	\$1,000	\$0	100.00%
	\$125,597	\$123,870	\$106,158	\$0	84.52%
4.12 Utility Connection Fees (Local Permits)					
UNCOMMITTED	\$78,154	\$0	\$0	\$0	
SOUTHERN CALIFORNIA EDISON	\$400	\$400	\$400	\$0	100.00%
STATE WATER RESOURCES CONTROL BOARD (SWRCB)	\$2,351	\$2,351	\$2,351	\$652	100.00%
	\$80,905	\$2,751	\$2,751	\$652	3.40%
4.13 FF&E (Laboratory Tables and Chairs, other)					
UNCOMMITTED	\$68,564	\$0	\$0	\$0	
CDW GOVERNMENT INC	\$60,309	\$60,309	\$26,181	\$0	43.41%
CULVER-NEWLIN INC	\$12,359	\$12,359	\$12,359	\$0	100.00%
FLINN SCIENTIFIC INC	\$4,162	\$4,162	\$4,162	\$0	100.00%
INTER-PACIFIC INC	\$7,325	\$7,325	\$7,325	\$0	100.00%
SIERRA SCHOOL EQUIPMENT COMPANY	\$502,500	\$502,500	\$502,500	\$259,444	100.00%
TURTLE STORAGE dba AMERICAN BICYCLE CO	\$6,871	\$6,871	\$6,871	\$0	100.00%
VWR INTERNATIONAL LLC	\$47,922	\$52,714	\$47,922	\$0	100.00%
	\$710,011	\$646,239	\$607,320	\$259,444	85.54%
5. Contingency					
5.01 Construction Contingency					
UNCOMMITTED	\$848,945	\$0	\$0	\$0	
	\$848,945	\$0	\$0	\$0	0.00%
5.02 Project Contingency					
UNCOMMITTED	\$7,124,287	\$0	\$0	\$0	
	\$7,124,287	\$0	\$0	\$0	0.00%
Total 394-9520 Villa Park HS Science Center (DSA 04-117022)	\$38,180,464	\$29,750,847	\$26,883,786	\$1,388,980	70.41%
394-9520 Villa Park HS Interim Housing (DSA 04-116788)					
1. Design Cost					
1.01 Architect					
UNCOMMITTED	\$0	\$0	\$0	\$0	
LPA INC	\$70,000	\$70,000	\$70,000	\$0	100.00%
	\$70,000	\$70,000	\$70,000	\$0	100.00%



Measure S Bond Program

Financial Report for January 2022

Budget vs Actuals by School and Budget Category with Vendor Detail

QSS Data thru 1/31/2022

	Budget	Contracted to Date	Expended to Date	Quarterly Expense Jan '22 - Mar '22	% Expended
2. Construction Cost					
2.01 Construction					
UNCOMMITTED	\$0	\$0	\$0	\$0	
ANGELES CONTRACTOR, INC	\$1,074,556	\$1,074,556	\$1,074,556	\$0	100.00%
	\$1,074,556	\$1,074,556	\$1,074,556	\$0	100.00%
2.02 OFCI and Other Construction					
UNCOMMITTED	\$0	\$0	\$0	\$0	
ACCO ENGINEERED SYSTEMS INC	\$36,527	\$36,527	\$36,527	\$0	100.00%
	\$36,527	\$36,527	\$36,527	\$0	100.00%
4. Construction Support Costs					
4.01 Rental					
UNCOMMITTED	\$1	\$0	\$0	\$0	
ELITE MODULAR LEASING & SALES INC	\$567,326	\$567,326	\$499,726	\$0	88.08%
	\$567,327	\$567,326	\$499,726	\$0	88.08%
4.05 DSA Review Fees					
UNCOMMITTED	\$0	\$0	\$0	\$0	
DIVISION OF STATE ARCHITECT	\$24,163	\$24,163	\$24,163	\$0	100.00%
	\$24,163	\$24,163	\$24,163	\$0	100.00%
4.07 DSA Inspection (IOR)					
UNCOMMITTED	\$0	\$0	\$0	\$0	
BPI INSPECTION SERVICE	\$43,265	\$43,265	\$43,265	\$0	100.00%
	\$43,265	\$43,265	\$43,265	\$0	100.00%
4.08 DSA Construction Phase Testing (LOR)					
UNCOMMITTED	\$0	\$0	\$0	\$0	
NINYO & MOORE	\$41,908	\$41,908	\$41,908	\$0	100.00%
	\$41,908	\$41,908	\$41,908	\$0	100.00%
4.09 Relocation					
UNCOMMITTED	\$0	\$0	\$0	\$0	
Beltmann Group, Inc.	\$4,640	\$4,640	\$4,640	\$0	100.00%
	\$4,640	\$4,640	\$4,640	\$0	100.00%
Total 394-9520 Villa Park HS Interim Housing (DSA 04-116788)	\$1,862,385	\$1,862,385	\$1,794,785	\$0	96.37%
394-9520 Villa Park HS Parking and Drop Off (DSA 04-118521)					
1. Design Cost					
1.01 Architect					
UNCOMMITTED	\$0	\$0	\$0	\$0	
LPA INC	\$107,305	\$107,305	\$59,506	\$0	55.45%
	\$107,305	\$107,305	\$59,506	\$0	55.45%



Measure S Bond Program

Financial Report for January 2022

Budget vs Actuals by School and Budget Category with Vendor Detail

QSS Data thru 1/31/2022

	Budget	Contracted to Date	Expended to Date	Quarterly Expense Jan '22 - Mar '22	% Expended
2. Construction Cost					
2.01 Construction					
UNCOMMITTED	\$0	\$0	\$0	\$0	
ANGELES CONTRACTOR, INC	\$2,750,000	\$2,750,000	\$2,594,435	\$0	94.34%
	\$2,750,000	\$2,750,000	\$2,594,435	\$0	94.34%
2.02 OFCI and Other Construction					
UNCOMMITTED	\$0	\$0	\$0	\$0	
WW GRAINGER INC	\$1,536	\$1,536	\$1,536	\$0	100.00%
	\$1,536	\$1,536	\$1,536	\$0	100.00%
4.05 DSA Review Fees					
UNCOMMITTED	\$3,386	\$0	\$0	\$0	
DIVISION OF STATE ARCHITECT	\$37,762	\$37,762	\$37,762	\$0	100.00%
	\$41,147	\$37,762	\$37,762	\$0	91.77%
4.06 Postage, Printing & Advertising					
UNCOMMITTED	\$0	\$0	\$0	\$0	
AMERICAN REPROGRAPHICS CO LLC	\$476	\$476	\$476	\$0	100.00%
	\$476	\$476	\$476	\$0	100.00%
4.07 DSA Inspection (IOR)					
UNCOMMITTED	\$0	\$0	\$0	\$0	
BPI INSPECTION SERVICE	\$44,880	\$44,880	\$40,264	\$0	89.71%
	\$44,880	\$44,880	\$40,264	\$0	89.71%
4.08 DSA Construction Phase Testing (LOR)					
UNCOMMITTED	\$0	\$0	\$0	\$0	
NINYO & MOORE	\$83,024	\$83,024	\$75,273	\$0	90.66%
	\$83,024	\$83,024	\$75,273	\$0	90.66%
Total 394-9520 Villa Park HS Parking and Drop Off (DSA 04-118521)	\$3,028,369	\$3,024,983	\$2,809,252	\$0	92.76%
394-9520 Villa Park HS Phase II (DSA 04-119694)					
1. Design Cost					
1.01 Architect					
UNCOMMITTED	\$0	\$0	\$0	\$0	
LPA INC	\$1,877,000	\$1,877,000	\$1,233,965	\$0	65.74%
	\$1,877,000	\$1,877,000	\$1,233,965	\$0	65.74%
3. Program and Construction Management					
3.01 Program Management Fees					
UNCOMMITTED	\$188,752	\$0	\$0	\$0	



Measure S Bond Program

Financial Report for January 2022

Budget vs Actuals by School and Budget Category with Vendor Detail

QSS Data thru 1/31/2022

	Budget	Contracted to Date	Expended to Date	Quarterly Expense Jan '22 - Mar '22	% Expended
CUMMING CONSTRUCTION MGMT INC	\$201,241	\$201,241	\$83,448	\$5,156	41.47%
	\$389,993	\$201,241	\$83,448	\$5,156	21.40%
3.02 Construction Management Fees					
UNCOMMITTED	\$0	\$0	\$0	\$0	
CORDOBA CORPORATION	\$506,441	\$506,441	\$97,188	\$12,298	19.19%
	\$506,441	\$506,441	\$97,188	\$12,298	19.19%
4. Construction Support Costs					
4.02 Title, Environmental, Stormwater Management					
UNCOMMITTED	\$0	\$0	\$0	\$0	
ENVIRONMENTAL AUDIT INC	\$36,880	\$36,880	\$1,595	\$1,595	4.32%
	\$36,880	\$36,880	\$1,595	\$1,595	4.32%
4.03 Commissioning					
UNCOMMITTED	\$0	\$0	\$0	\$0	
P2S ENGINEERING INC	\$8,429	\$8,429	\$3,850	\$1,540	45.68%
	\$8,429	\$8,429	\$3,850	\$1,540	45.68%
4.05 DSA Review Fees					
UNCOMMITTED	\$0	\$0	\$0	\$0	
DIVISION OF STATE ARCHITECT	\$188,750	\$188,750	\$188,750	\$0	100.00%
	\$188,750	\$188,750	\$188,750	\$0	100.00%
4.06 Postage, Printing & Advertising					
UNCOMMITTED	\$0	\$0	\$0	\$0	
AMERICAN REPROGRAPHICS CO LLC	\$8,000	\$8,000	\$0	\$0	0.00%
	\$8,000	\$8,000	\$0	\$0	0.00%
4.11 Preliminary Testing (Hazmat, Topo, Geo, etc)					
UNCOMMITTED	\$1,657	\$0	\$0	\$0	
ENVIRONMENTAL NETWORK CORPORATION	\$10,860	\$10,860	\$4,640	\$0	42.73%
NINYO & MOORE	\$58,576	\$58,576	\$53,223	\$0	90.86%
PSOMAS	\$26,550	\$26,550	\$26,550	\$0	100.00%
	\$97,643	\$95,986	\$84,413	\$0	86.45%
Total 394-9520 Villa Park HS Phase II (DSA 04-119694)	\$3,113,136	\$2,922,727	\$1,693,208	\$20,589	54.39%
394-TBD Villa Park HS Science Center Unallocated Funds F22					
5. Unallocated Bond Funds					
5.04 Unallocated Bond Funds					
UNCOMMITTED	\$1,192,646	\$0	\$0	\$0	
	\$1,192,646	\$0	\$0	\$0	0.00%
Total 394-TBD Villa Park HS Science Center Unallocated Funds F22	\$1,192,646	\$0	\$0	\$0	0.00%



Measure S Bond Program

Financial Report for January 2022

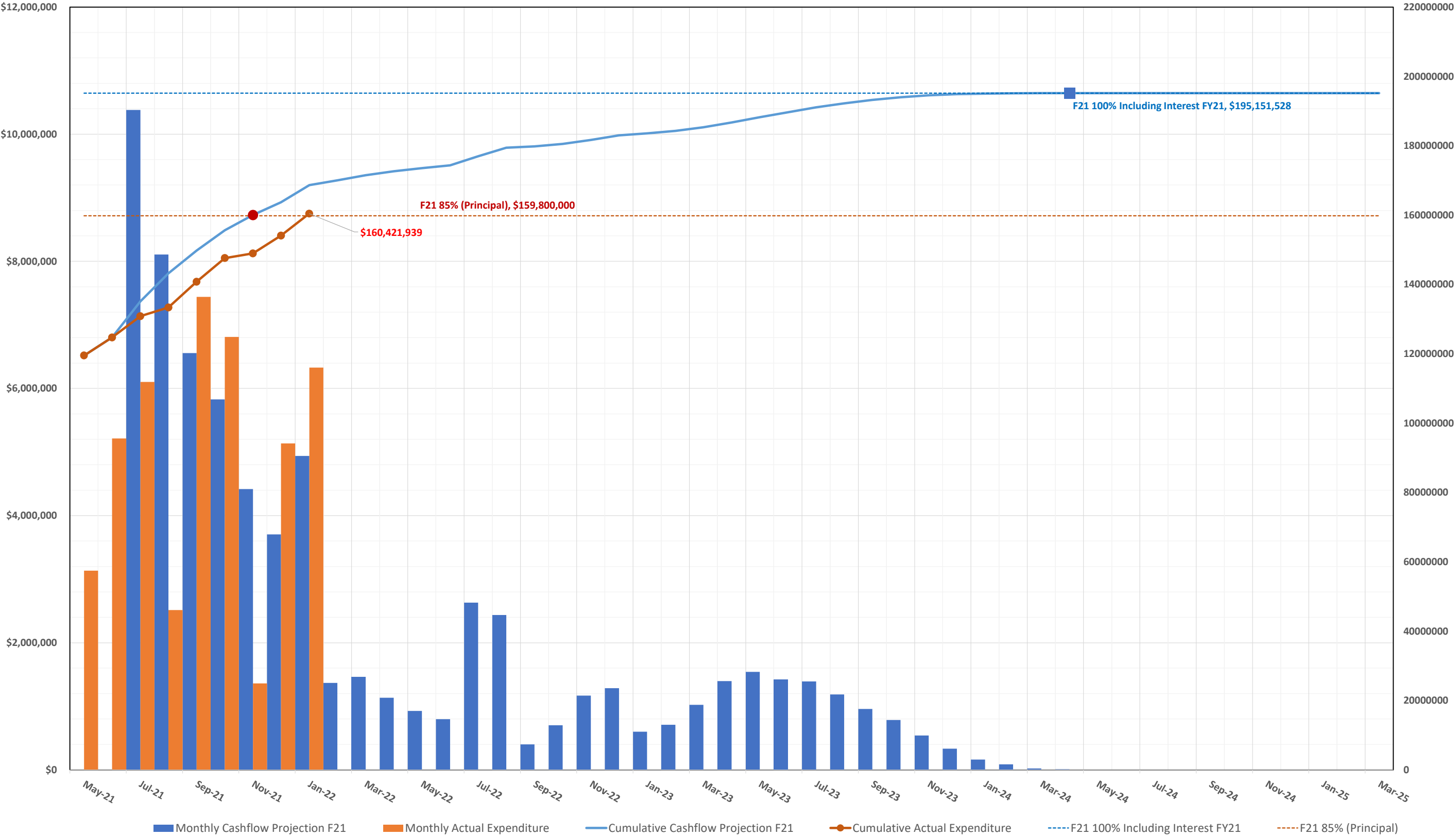
Budget vs Actuals by School and Budget Category with Vendor Detail

QSS Data thru 1/31/2022

	Budget	Contracted to Date	Expended to Date	Quarterly Expense Jan '22 - Mar '22	% Expended
394-9520 Villa Park Unallocated Funds F21					
4. Construction Support Costs					
4.15 Miscellaneous Fees					
UNCOMMITTED	\$0	\$0	\$0	\$0	
OUSD COST OF INTEREST DISTRIBUTION	\$48,488	\$48,488	\$48,488	\$0	100.00%
	\$48,488	\$48,488	\$48,488	\$0	100.00%
5. Program Reserve					
5.03 Interest Earned - Reserve					
UNCOMMITTED	\$690,921	\$0	\$0	\$0	
	\$690,921	\$0	\$0	\$0	0.00%
Total 394-9520 Villa Park Unallocated Funds F21	\$739,409	\$48,488	\$48,488	\$0	6.56%
394-TBD Villa Park Unallocated Funds F22					
5. Unallocated Bond Funds					
5.04 Unallocated Bond Funds					
UNCOMMITTED	\$25,538,287	\$0	\$0	\$0	
	\$25,538,287	\$0	\$0	\$0	0.00%
Total 394-TBD Villa Park Unallocated Funds F22	\$25,538,287	\$0	\$0	\$0	0.00%
Villa Park High School	\$73,717,646	\$37,672,380	\$33,292,468	\$1,409,569	45.16%

3.2 Cash Flow Projections

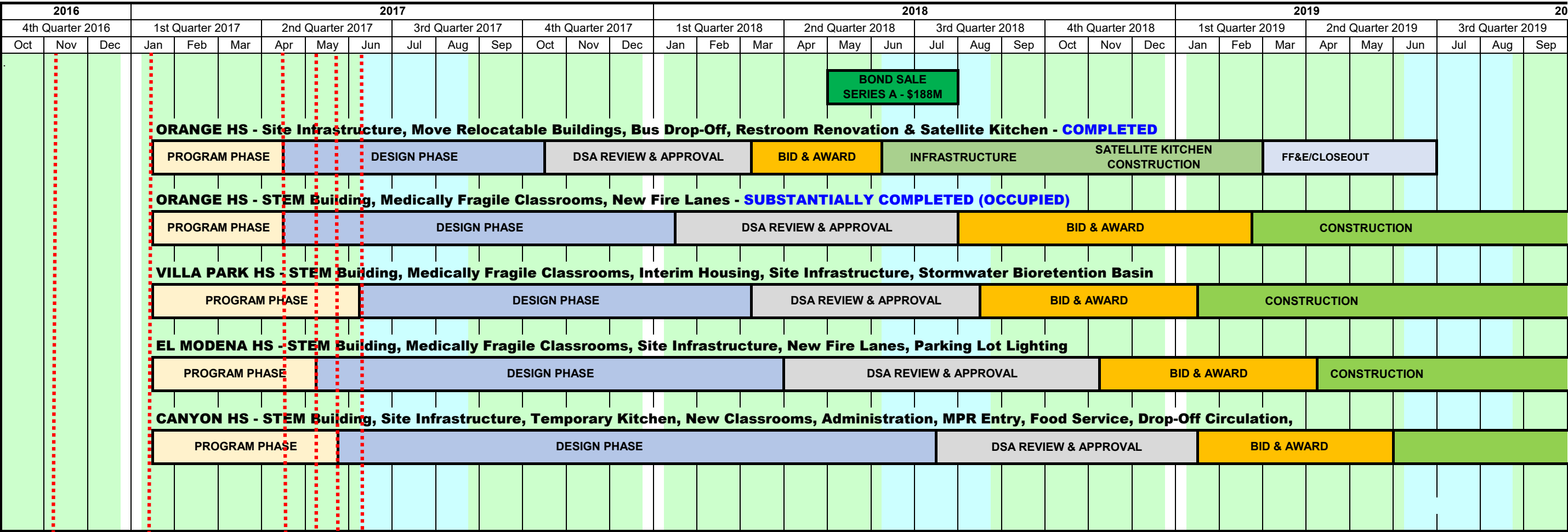
MEASURE S BOND PROGRAM - Series A 2018 CASH FLOW PROJECTION (Phase I and II)
Actual Costs thru January 31, 2022, NOT INCLUDING ACCRUALS PENDING PAYMENT
Fund 21 Planned Costs Projected as of June 30, 2021



4.0 PROGRAM SUMMARY SCHEDULE



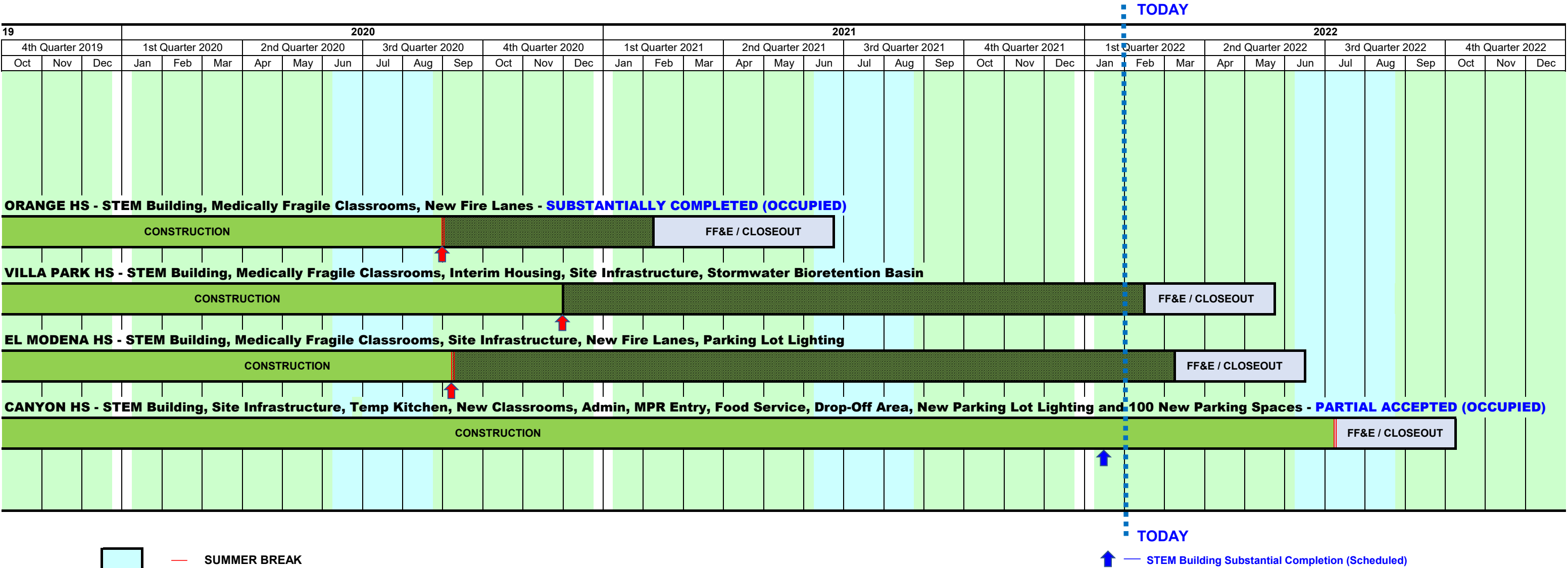
MEASURE S BOND PROGRAM - PHASE I: SCHEDULE SUMMARY



- Villa Park HS Schematic Design & Budget Board Approved 6/8/17
- Canyon HS Schematic Design & Budget Board Approved 5/25/17
- El Modena HS Schematic Design & Budget Board Approved 5/11/17
- Orange HS Schematic Design & Budget Board Approved 4/13/17
- Program Manager Starts Work 1/17/17
- Bond Measure S Passes by 62% on 11/8/16



MEASURE S BOND PROGRAM - PHASE I: SCHEDULE SUMMARY





Legend:

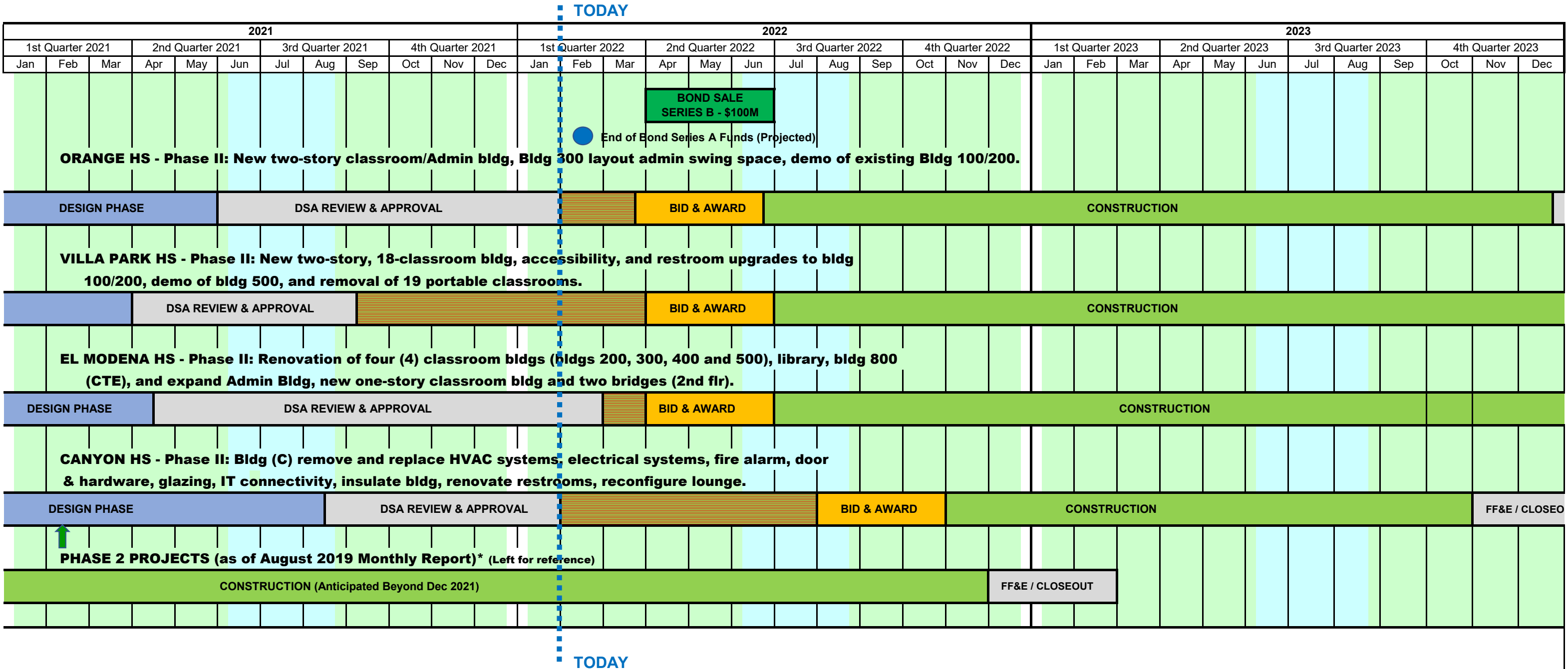
- SUMMER BREAK

Timeline:

- 2017**
 - Conceptual Design Board Approved 12/13/18
 - Orange HS
 - El Modena HS
 - Villa Park HS
- 2018**
 - Conceptual Design Board Approved 5/9/19 for Canyon HS
 - Phase II Design & Budget Board Approved 7/25/19
 - Orange HS
 - El Modena HS
 - Villa Park HS
 - Canyon HS



MEASURE S BOND PROGRAM - PHASE II: SCHEDULE SUMMARY



- SUMMER BREAK
- EXTENDED CONSTRUCTION START
(for Phase II Bond Award)

- Phase II Design Document & Construction Estimate Board Approval (Completed)
- Orange HS - November 19, 2020 Board Meeting
- El Modena HS - October 15, 2020 Board Meeting
- Villa Park HS - August 13, 2020 Board Meeting
- Canyon HS - February 11, 2021 Board Meeting

Board of Education

Andrea Yamasaki, President

Kris Erickson, Vice-President

Ana Page, Clerk

John Ortega

Kathryn A. Moffat

Angie Schlueter-Rumsey

Rick Ledesma

Gunn Marie Hansen, Ph.D.

Superintendent

David A. Rivera

Assistant Superintendent/CBO

Business Services

Scott Harvey

Senior Executive Director

Administrative Services



Facilities & Planning Department

Measure S Bond Program

726 W. Collins Avenue

Orange, CA 92867

T: (714) 628-4500