November 6, 2017

Kennewick School District No. 17
Attn: Keith Colee, Maintenance and Operations Manager
1000 West Fourth Avenue
Kennewick, Washington, 99336

RE: Winter 2016 Drinking Water Sampling Results
Canyon View Elementary School, 1229 West 22nd Place, Kennewick, Washington

Dear Keith:

On Thursday, December 22, 2016, Fulcrum Environmental Consulting, Inc. (Fulcrum) collected 46 drinking water samples for lead and copper analysis from Canyon View Elementary School (School) located at 1229 West 22nd Place in Kennewick, Washington. Initial sampling identified 11 fixture locations with copper concentrations above guidance levels. Fulcrum returned to the School on March 4, and March 18, 2017 to collect samples after remediation of the fixtures and laboratory results found concentrations to be below guidance levels. Sampling was completed as part of a District-wide project and all analysis was completed by Washington State Department of Ecology (Ecology) accredited laboratories.

Summary

The purpose of initial sampling was to evaluate current drinking water quality conditions with respect to lead and copper as a result of the increased national and local interest related to lead in drinking water. The intent of sampling was to meet the requirements of the pending regulations set forth in Washington Administrative Code (WAC) 246-366A-130 and 246-366A-135[1]. Consistent with the regulations, Fulcrum completed sampling at the rates of at least 50% of plumbing fixtures used regularly for drinking or cooking in elementary and preschools and at least 25% of drinking or cooking fixtures in middle schools, junior high schools, and high schools. In addition, Fulcrum sampled administrative facilities in the District at the same rate as elementary schools, of at least 50% of drinking and cooking fixtures.

Fulcrum completed initial sampling on December 22, 2016. Initial results identified 11 samples with copper concentrations above the Environmental Protection Agency (EPA) action level of 1,300 micrograms per liter (µg/L). Upon receipt of results, the District removed the identified fixtures from service pending remediation and further testing.

Copper is not a significant component in fixtures, but is the primary material in the plumbing system. To remediate elevated copper, the District aggressively flushed the fixtures with cold water to clear the plumbing of copper construction debris. Fulcrum returned on March 4, and March 18, 2017 and collected samples to evaluate the success of the remediation. Most follow-up samples yielded results below the EPA

[1] Washington State Department of Health, WAC 246-366A, *The Environmental Health and Safety Standards of Primary and Secondary Schools*, http://apps.leg.wa.gov/WAC/default.aspx?cite=246-366A, July 26, 2016

P. 509.574.0839 F. 509.575.8453
406 North 2nd Street
Yakima, Washington 98901
efulcrum.net

action level, confirming the remediation was successful. One fixture, located in the Counselor's office, did not respond to remediation and remained above the action level. Fulcrum recommended, and the District elected, to install signage indicating the fixture should be used only for handwashing. Following sampling and review of laboratory results, Fulcrum recommended, and District elected, to return all fixtures reporting below action levels to service.

As all samples now report concentrations below lead and copper action levels, at this time Fulcrum does not recommend any additional sampling. However, consistent with industry practice and the intent of WAC 246-366A, Fulcrum recommends that the District complete re-sampling of the building within the next five years (before December 2021). Additionally, if WAC 246-366A-130 is enacted, the regulations would require testing of all remaining fixtures within two years of the effective date (July 1, 2017). See Figure 1-A and 1-B in Attachment A for fixture locations and laboratory results.

Sampling Methodology

As a portion of this project, Fulcrum prepared a Sampling and Analysis Plan (SAP) intended to satisfy future initial sampling requirements under pending regulations.

For initial evaluation purposes, Fulcrum collected "first draw" samples. This "first draw" water volume consists of 250 milliliters (mL) and is intended to represent the water quality in the fixture, tubing connecting the fixture to the building piping, and potentially a portion of the building piping. If lead and copper are present, this first-draw sample typically contains the highest lead levels and indicates high copper from the associated building piping.

For most post-remediation evaluation sampling, Fulcrum collected three-part samples consisting of the first draw, "second draw", and "third draw" water volumes. Second and third draw samples are intended to represent the water quality of building piping and plumbing components behind the fixture and the water entering the building from the water main.

As a quality control measure, Fulcrum also included a laboratory blank of distilled water and a laboratory "spike" sample with known concentrations of lead and copper at the selected action levels for the project during all sampling events. Blank and spike sample results are included in the results tables for reference.

Blank and spike samples were used to evaluate laboratory performance. The reported lead and copper concentrations of quality assurance samples provided a metric to determine accuracy of the analyses. If the reported concentration of the spike sample differed from the action level, then the spike sample concentration was used as the action level.

Field evaluation of pH and temperature of drinking water was completed during the cold water flush and immediately following sample collection on select fixtures during the initial sampling event as a general evaluation of water quality.

P. 509.574.0839 F. 509.575.8453
406 North 2nd Street
Yakima, Washington 98901
efulcrum.net

Sampling Activities

Fulcrum's two-part sampling process consisted of an initial site visit the prior afternoon/evening to locate and flush each water sampling location (fixture). Sample collection occurred the following morning, after the fixture sat motionless for more than eight but no less than 18 hours, typically approximately 14 hours.

Initial Sampling

On the initial visit, Fulcrum flushed cold water through each fixture selected for sampling for approximately one minute. Following the flush, each fixture was covered and secured within a plastic bag. The plastic bags were marked with signage indicating testing was in progress and the fixture should not be used. Fulcrum returned to the school eight to 18 hours later to collect the samples. Each sample consisted of the first draw collected into 250-mL unpreserved polyethylene bottles and was immediately placed on ice in a chilled cooler.

Samples collected from the initial sampling event were delivered under chain-of-custody to RJ Lee Group's Columbia Basin Analytical Laboratory (Ecology Lab ID: C859-16) in Pasco, Washington for analysis.

Fixture Replacement and Flushing

Fixtures identified with elevated lead concentrations were replaced and preconditioned by running cold water continuously through the fixture for 24 hours, as outlined in WAC 246-366A-130. Following replacement and preconditioning, Fulcrum collected follow-up samples to confirm the success of fixture replacement.

Fixtures producing elevated copper concentrations were generally identified in newer District buildings and were not associated with specific fixture styles. The relationship between building construction age and fixture styles indicates elevated copper concentrations are principally associated with construction debris in the plumbing system.

All fixtures with elevated copper were flushed aggressively by running water through the fixture at high flow with the aerator removed for approximately 30 minutes to clear the plumbing of any debris potentially causing elevated copper concentrations. Following an aggressive flush, fixtures were resampled to evaluate the effectiveness at reducing copper concentrations. The District elected to install filters, install signage indicating the fixtures should be used only for handwashing, or permanently removed from service fixtures that did not respond to an aggressive flush. Filtered fixtures were resampled following filter installation to verify effectiveness of the filter.

Remedial Sampling

Remedial sampling typically consisted of first, second, and third draw samples from the fixture location and plumbing system in question. First draw samples were collected into 250 mL polyethylene bottles preserved with nitric acid. The second draw water volume consists of water collected into a 250 mL unpreserved polyethylene container immediately following the first draw. No water was lost between

P. 509.574.0839 F. 509.575.8453
406 North 2nd Street
Yakima, Washington 98901
efulcrum.net

collection of the first and second draw samples. The third draw water volume is a 1,000 mL sample collected into a one liter unpreserved polyethylene container after the fixture has been flushed for about three to five minutes.

Samples collected following remedial activities were shipped by common carrier under chain of custody to Fremont Analytical Laboratory (Ecology Lab ID: C910-16) in Seattle, Washington for analysis. Fremont was selected based on their availability to complete analysis on an expedited schedule.

Analytical Results

Samples from both initial and remedial sampling events were analyzed for lead and copper in drinking water by EPA Method 200.8.

Initial Sampling

Sample locations from the initial sampling event are presented in Figure 1-A and 1-B in Attachment A of this letter. A site-specific sampling and analysis plan (SSSAP) that provides a building specific summary of the location, number, and sampling frequency of water fixture locations is located in Attachment B. Initial analytical results are summarized in Table 1 located in Attachment C of this letter. Laboratory analytical results from the initial sampling event are located in Attachment D of this letter.

In addition, pH and temperature data from the initial sampling event is presented in Table 2 in Attachment C of this letter.

Remedial Sampling

Sample locations from the remedial sampling event are presented in Figure 1-A and 1-B in Attachment A of this letter. The remedial analytical results from this project are summarized in Table 3 located in Attachment C of this letter. Laboratory analytical results from the remedial sampling event are located in Attachment E of this letter.

Discussion

Initial Sampling

Analytical results identified 11 samples with copper concentrations above the EPA action level of 1,300 µg/L. No samples were identified with lead concentrations above the EPA action level of 15 µg/L.

Remedial Sampling

Immediately following receipt of initial sampling results, the District removed the identified fixtures from service pending remediation and further testing. To remediate elevated copper concentrations, the District completed aggressive flushes of the fixtures. Fulcrum returned on the morning following the aggressive flush, March 4, and March 18, 2017, to collect follow-up samples.

P. 509.574.0839 F. 509.575.8453
406 North 2nd Street
Yakima, Washington 98901
efulcrum.net

Analytical results from remedial sampling indicated the aggressive flush was successful at reducing copper concentrations below the action level for all but one fixture. Fulcrum recommended, and the District elected, to install signage indicating the fixture, located in the Counselor's office, should be used only for handwashing.

Recommendations

No samples were found to contain lead concentrations above the EPA action level of 15 µg/L. A total of 11 initial samples contained copper above the EPA action level of 1,300 µg/L. The District completed aggressive flushes to reduce the copper concentration of the fixture and follow-up sampling yielded results below the EPA action level for all but one fixture. Fulcrum recommended, and the District elected, to install signage indicating the fixture, located in the Counselor's office, should be used only for handwashing. Following sampling and review of laboratory results, Fulcrum recommended, and the District elected, to return all fixtures reporting below action levels to service.

As all samples now report concentrations below lead and copper action levels, Fulcrum does not recommend any additional sampling at this time. However, consistent with industry practice and the intent of WAC 246-366A, Fulcrum recommends that the District complete re-sampling of the building within the next five years (before December 2021). Additionally, if WAC 246-366A-130 is enacted, the regulations would require testing of all remaining fixtures within two years of the effective date (July 1, 2017).

If you have any questions, please feel free to contact me at (509) 574-0839.

Sincerely,

Amanda Enbysk, GIT
Environmental Geologist

Ryan K. Mathews, CIH, CHMM
Principal

THE AMERICAN BOARD OF INDUSTRIAL HYGIENE
INCORPORATED
CERTIFICATION NUMBER
9916 CP
EXPIRES
12-1-2021
PENNSYLVANIA · 1960
RYAN K. MATHEWS, CIH

P. 509.574.0839 F. 509.575.8453
406 North 2nd Street
Yakima, Washington 98901
efulcrum.net

FULCRUM environmental consulting

ATTACHMENT A

Figure 1-A: Sample Location Map – Main Level
Figure 1-B: Sample Location Map – Lower Level

P. 509.574.0839 F. 509.575.8453
406 North 2nd Street
Yakima, Washington 98901
efulcrum.net

FULCRUM environmental consulting

LEGEND

KF-## - Kitchen faucet

CF-## - Classroom faucet

CDF-## - Classroom drinking fountain

OF-## - Office faucet

WC-## - Water cooler fountain

BF-## - Bottle filler fountain

NF-## - Nurse's faucet

- - Sample location: faucet
- - Sample location: drinking fountain at sink
- - Sample location: faucet and drinking fountain at same sink
- - Sample location: water cooler fountain

-Lead (Pb) and copper (Cu) results for each sample location are below each identifier. All results reported in µg/L.

-Samples in **BOLD RED** indicate fixture locations where the initial concentrations of lead or copper were above the respective action level.

Sampling Event	WC-29	WC-30
Lead Results		
Initial (12/22/16)	<1.0	<1.0
Copper Results		
Initial (12/22/16)	520	420

Sampling Event	WC-31	WC-32
Lead Results		
Initial (12/22/16)	<1.0	<1.0
Copper Results		
Initial (12/22/16)	490	510

Sampling Event	WC-07 (left)	WC-08 (right)
Lead Results		
Initial (12/22/16)	<1.0	<1.0
Copper Results		
Initial (12/22/16)	1,300	1,300
3/4/17: Aggressive Flush	198	295

CDF-04

Sampling Event	Pb	Cu
Initial (12/22/16)	<1.0	1,700
3/4/17: Aggressive Flush	-	972

OF-27

Sampling Event	Pb	Cu
Initial (12/22/16)	10	2,000
3/4/17: Aggressive Flush	-	1,500

CDF-26

Sampling Event	Pb	Cu
Initial (12/22/16)	2	1,300
3/4/17: Aggressive Flush	-	628

CF-20

Sampling Event	Pb	Cu
Initial (12/22/16)	8	1,200
3/4/17: Aggressive Flush	-	1,050

CDF-19

Sampling Event	Pb	Cu
Initial (12/22/16)	6	1,200
3/4/17: Aggressive Flush	-	714

KF-02

Sampling Event	Pb	Cu
Initial (12/22/16)	3	1,200
3/4/17: Aggressive Flush	-	882

CF-44

Sampling Event	Pb	Cu
Initial (12/22/16)	4	1,300
3/4/17: Aggressive Flush	-	825

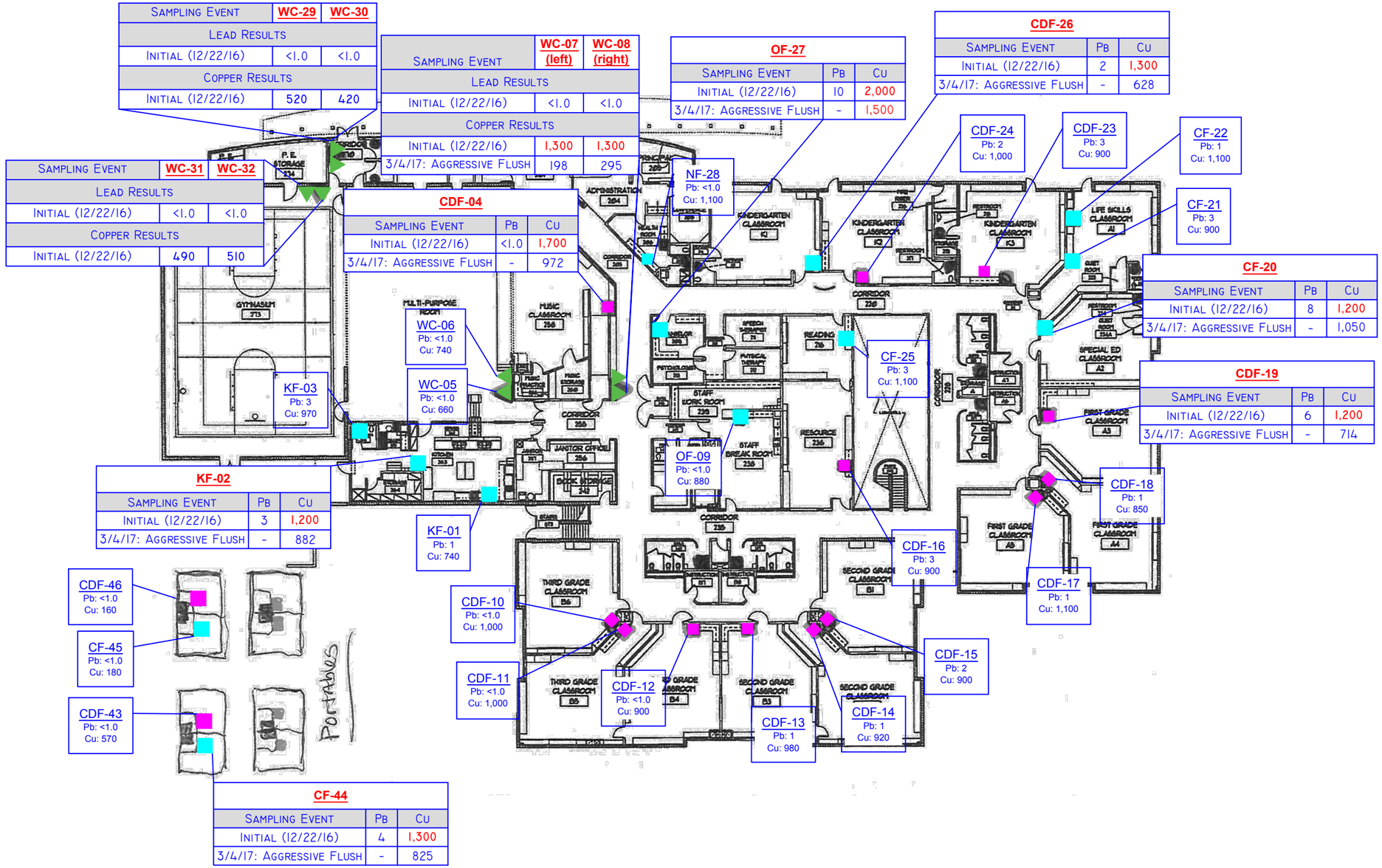

Drawing provided by Kennewick School District

Fulcrum Environmental Consulting, Inc.
406 North Second Street, Yakima, Washington 98901
p: 509.574.0839 f: 509.575.8453 efulcrum.net

Kennewick SD Drinking Water Sampling. 162017.00. TJF. 11022017

Canyon View Elementary School
1229 West 22nd Place
Kennewick, Washington

Sample Location Map - Main Level

FIGURE 1-A

LEGEND

KF-## - Kitchen faucet

CF-## - Classroom faucet

CDF-## - Classroom drinking fountain

OF-## - Office faucet

WC-## - Water cooler fountain

BF-## - Bottle filler fountain

NF-## - Nurse's faucet

- Sample location: faucet
- Sample location: drinking fountain at sink
- Sample location: faucet and drinking fountain at same sink
- Sample location: water cooler fountain

-Lead (Pb) and copper (Cu) results for each sample location are below each identifier. All results reported in µg/L.

-Samples in **BOLD RED** indicate fixture locations where the initial concentrations of lead or copper were above the respective action level.

CF-42

Sampling Event	Pb	Cu
Initial (12/22/16)	1	2,300
3/4/17: Aggressive Flush	-	940

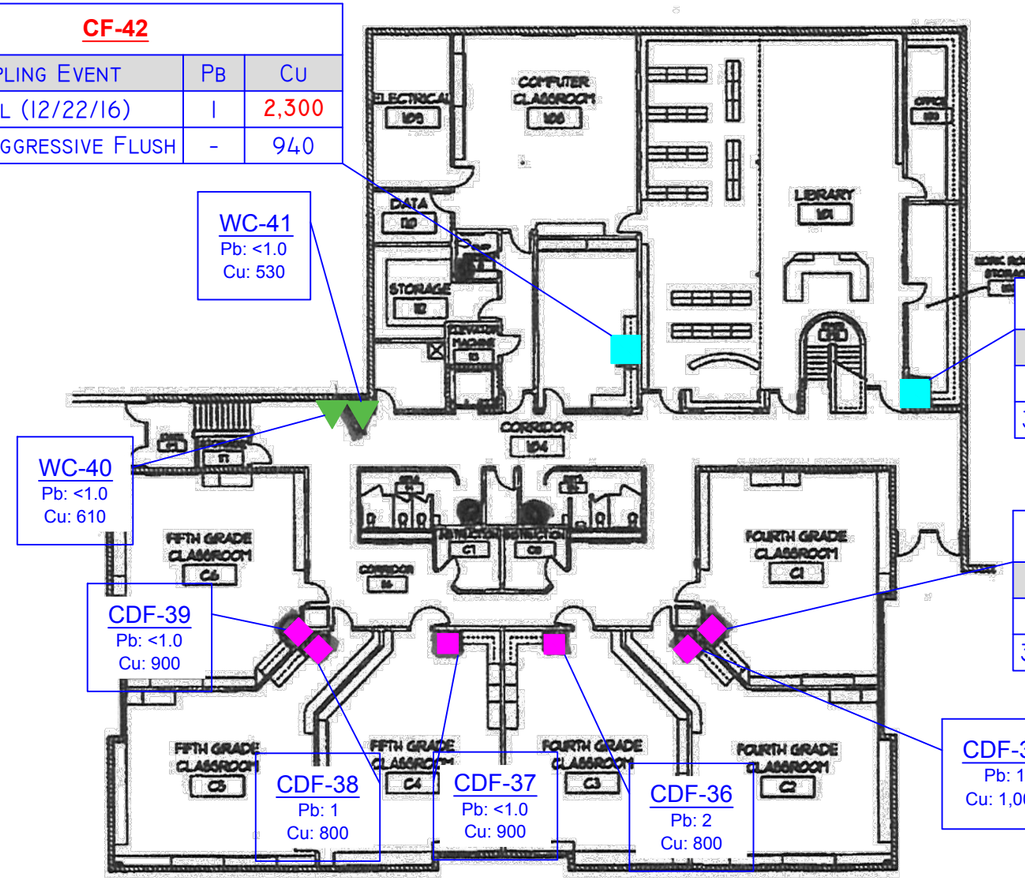

WC-41
Pb: <1.0
Cu: 530

WC-40
Pb: <1.0
Cu: 610

CDF-39
Pb: <1.0
Cu: 900

CDF-38
Pb: 1
Cu: 800

CDF-37
Pb: <1.0
Cu: 900

CDF-36
Pb: 2
Cu: 800

CDF-35
Pb: 1
Cu: 1,000

OF-33

Sampling Event	Pb	Cu
Initial (12/22/16)	<1.0	1,800
3/4/17: Aggressive Flush	-	992

CDF-34

Sampling Event	Pb	Cu
Initial (12/22/16)	1	1,200
3/4/17: Aggressive Flush	-	672

Drawing provided by Kennewick School District

Fulcrum Environmental Consulting, Inc.
406 North Second Street, Yakima, Washington 98901
p: 509.574.0839 f: 509.575.8453 efulcrum.net
Kennewick SD Drinking Water Sampling. 162017.00. TJF. 11032017

Canyon View Elementary School
1229 West 22nd Place
Kennewick, Washington

Sample Location Map - Lower Level

FIGURE 1-B

FULCRUM environmental consulting

ATTACHMENT B

Site-Specific Sampling and Analysis Plan

P. 509.574.0839 F. 509.575.8453
406 North 2nd Street
Yakima, Washington 98901
efulcrum.net

Site-Specific Sampling and Analysis Plan

Kennewick School District – Winter 2016 Drinking Water Sampling

Note: This SSSAP has been prepared as a supplement to the project SAP/QAPP and provide a building specific summary of the location, number, and sampling frequency of water fixture locations.

Campus/Building: Canyon View Elementary Address: 1229 West 22nd Place, Kennewick, WA

☑ Elementary ☐ Middle School ☐ High School ☐ Administration

Date of Construction: 1978 Modernizations: 2010

Fixture Type	Locations	Fixture Styles[1]	Samples	Ratio
Drinking fountain/water cooler (DF/WC)	10	1	10	100%
Kitchen Fixture (KF)	5	2	3	60%
Classroom faucet, including faucets in Food Labs and Life Sciences Classrooms (CF)	34	4	7	21%
Classroom drinking fountain at sink (CDF)	29	2	22	76%
Nurse's Office/Health Room (NF)	1	1	1	100%
Teacher's Lounges/Work Rooms (OF)	3	3	3	100%
TOTALS	**82**		**46**	**56%**

1 Fixture styles are approximate based on sampler's observations

Lead Sampler: Levi Wyatt Date: 12/22/2016

Sample Prefix: CVE – 122216 – P (first-draw) – _____ – 01-48

School Code *Date* *Sample Type* *Fixture Type* *Sample Number*

Laboratory: R. J. Lee Group, Columbia Basin Analytical Delivery Date: December 22, 2016

Comments:

P. 509.574.0839 F. 509.575.8453
406 North 2nd Street
Yakima, Washington 98901
efulcrum.net

FULCRUM environmental consulting

ATTACHMENT C

Table 1: Initial Sampling Analytical Results Summary Table
Table 2: pH and Temperature Data Summary Table
Table 3: Remedial Sampling Analytical Results Summary Table

P. 509.574.0839 F. 509.575.8453
406 North 2nd Street
Yakima, Washington 98901
efulcrum.net

Table 1: Initial Sampling Analytical Results Summary

Sample Identification and Location	Fixture Type	Lead Results (µg/L)	Copper Results (µg/L)
CVE122216-P-KF-01: Kitchen; southeast corner, left fixture	Kitchen Faucet	1	740
CVE122216-P-KF-02: Kitchen; southwest corner	**Kitchen Faucet**	3	**1,200**
CVE122216-P-KF-03: Kitchen; dishwashing, south wall	Kitchen Faucet	3	970
CVE122216-P-CDF-04: Music Room	**Classroom Drinking Fountain**	<1.0	**1,700**
CVE122216-P-WC-05: Multipurpose/Cafeteria	Water Cooler Fountain	<1.0	660
CVE122216-P-WC-06: Multipurpose/Cafeteria	Water Cooler Fountain	<1.0	740
CVE122216-P-WC-07: Corridor adjacent Music Room, left fixture	**Water Cooler Fountain**	<1.0	**1,300**
CVE122216-P-WC-08: Corridor adjacent Music Room, right fixture	**Water Cooler Fountain**	<1.0	**1,300**
CVE122216-P-OF-09: Staff Lounge	Office Faucet	<1.0	880
CVE122216-P-CDF-10: Room B6	Classroom Drinking Fountain	<1.0	1,000
CVE122216-P-CDF-11: Room B5	Classroom Drinking Fountain	<1.0	1,000
CVE122216-P-CDF-12: Room B4	Classroom Drinking Fountain	<1.0	900
CVE122216-P-CDF-13: Room B3	Classroom Drinking Fountain	1	980
CVE122216-P-CDF-14: Room B2	Classroom Drinking Fountain	1	920
CVE122216-P-CDF-15: Room B1	Classroom Drinking Fountain	2	900
CVE122216-P-CDF-16: Resource Room	Classroom Drinking Fountain	3	900
CVE122216-P-CDF-17: Room A5	Classroom Drinking Fountain	1	1,100
CVE122216-P-CDF-18: Room A4	Classroom Drinking Fountain	1	850
CVE122216-P-CDF-19: Room A3	**Classroom Drinking Fountain**	6	**1,200**
CVE122216-P-CF-20: Room A2	**Classroom Faucet**	8	**1,200**
CVE122216-P-CF-21: Room A1	Classroom Faucet	3	900
CVE122216-P-CF-22: Room A1	Classroom Faucet	1	1,100
CVE122216-P-CDF-23: Room K3	Classroom Drinking Fountain	3	900
CVE122216-P-CDF-24: Room K2	Classroom Drinking Fountain	2	1,000
CVE122216-P-CF-25: Reading Room	Classroom Faucet	3	1,100
CVE122216-P-CDF-26: Room K1	**Classroom Drinking Fountain**	2	**1,300**
CVE122216-P-OF-27: Counselor's Office	**Office Faucet**	10	**2,000**
CVE122216-P-NF-28: Health Room	Nurse's Faucet	<1.0	1,100
CVE122216-P-WC-29: Corridor adjacent Gym	Water Cooler Fountain	<1.0	520
CVE122216-P-WC-30: Corridor adjacent Gym	Water Cooler Fountain	<1.0	420
CVE122216-P-WC-31: Gym	Water Cooler Fountain	<1.0	490
CVE122216-P-WC-32: Gym	Water Cooler Fountain	<1.0	510
CVE122216-P-OF-33: Library Work Room	**Office Faucet**	<1.0	**1,800**
CVE122216-P-CDF-34: Room C1	**Classroom Drinking Fountain**	1	**1,200**
CVE122216-P-CDF-35: Room C2	Classroom Drinking Fountain	1	1,000
CVE122216-P-CDF-36: Room C3	Classroom Drinking Fountain	2	800
CVE122216-P-CDF-37: Room C4	Classroom Drinking Fountain	<1.0	900
CVE122216-P-CDF-38: Room C5	Classroom Drinking Fountain	1	800
CVE122216-P-CDF-39: Room C6	Classroom Drinking Fountain	<1.0	900
CVE122216-P-WC-40: Lower level, corridor opposite restrooms	Water Cooler Fountain	<1.0	610
CVE122216-P-WC-41: Lower level, corridor opposite restrooms	Water Cooler Fountain	<1.0	530

P. 509.574.0839 F. 509.575.8453
406 North 2nd Street
Yakima, Washington 98901
efulcrum.net

Sample Identification and Location	Fixture Type	Lead Results (µg/L)	Copper Results (µg/L)
CVE122216-P-CF-42: Lower level, Classroom adjacent Computer Lab	**Classroom Faucet**	1	**2,300**
CVE122216-P-CDF-43: Portable P3A	Classroom Drinking Fountain	<1.0	570
CVE122216-P-CF-44: Portable P3B	**Classroom Faucet**	2	**1,300**
CVE122216-P-CF-45: Portable D4	Classroom Faucet	<1.0	180
CVE122216-P-CDF-46: Portable D1	Classroom Drinking Fountain	<1.0	160
CVE122216-P-OF-47: Laboratory Blank	*Distilled Water Blank*	*<1.0*	*<10*
CVE122216-P-CF-48: Laboratory Spike	*Lead and Copper Spike*	*15*	*1,200*
EPA Action Level		**15**	**1,300**

1 µg/L means microgram per liter or parts per billion (ppb).

2 Action levels based on the U.S. EPA's Lead and Copper Rule.
Results indicated in **bold** indicate concentrations above the action levels of 15 µg/L for lead and 1,300 µg/L for copper
Results indicated in *italics* are quality assurance spike and blank samples.

Table 2: pH and Temperature Data Summary

Sample Number	Fixture Type	pH Flush	pH Sample	Temperature (°C) Flush	Temperature (°C) Sample
CVE122216-P-KF-01: Kitchen HW	Kitchen Faucet	8.02	7.97	20.2	21.4
CVE122216-P-CDF-04: Music Room	Classroom Drinking Fountain	7.7	7.64	21.2	11.7
CVE122216-P-WC-08: Outside music room	Water Cooler Fountain	7.68	7.7	13.7	22.2
CVE122216-P-CDF-12: Room B4	Classroom Drinking Fountain	7.58	7.55	21.6	20.2
CVE122216-P-CDF-16: Resource room	Classroom Drinking Fountain	7.74	7.67	20.1	21.0
CVE122216-P-CF-20: Room A2	Classroom Faucet	7.69	7.7	21.6	22.1
CVE122216-P-CDF-24: Room K2	Classroom Drinking Fountain	7.64	7.54	21.4	27.4
CVE122216-P-NF-28: Nurses Office	Nurse's Faucet	7.72	7.57	23.6	13.2
CVE122216-P-WC-32: Gym	Water Cooler Fountain	7.89	7.78	13.7	20.8
CVE122216-P-CDF-36: Room C3	Classroom Drinking Fountain	7.65	7.5	21.3	13.3
CVE122216-P-WC-40: Lower level watercooler	Water Cooler Fountain	7.59	7.66	13.7	21.8
CVE122216-P-CF-44: P3B	Classroom Faucet	7.59	7.55	20.7	18.9

P. 509.574.0839 F. 509.575.8453
406 North 2nd Street
Yakima, Washington 98901
efulcrum.net

Table 3: Remedial Sampling Analytical Results Summary

Sampling Event	Sample Identification													
	KF-02	CDF-04	WC-07	WC-08	CDF-19	CF-20	CDF-26	OF-27	OF-33	CDF-34	CF-42	CF-44	*Laboratory Blank (-47)*	*Laboratory Spike (-48)*
Initial (12/22/16)	**1,200**	**1,700**	**1,300**	**1,300**	**1,200**	**1,200**	**1,300**	**2,000**	**1,800**	**1,200**	**2,300**	**1,300**	*<10*	*1,200*
Aggressive Flush (3/4/17)	882	-	198	295	714	1,050	628	**1,500**	992	672	940	825	*<0.500*	*1,200*
Aggressive Flush/ Sign Installation (3/18/17)	-	972	-	-	-	-	-	-	-	-	-	-	*<0.500*	*1,200*
EPA Action Level	**1,300**	**1,300**	**1,300**	**1,300**	**1,300**	**1,300**	**1,300**	**1,300**	**1,300**	**1,300**	**1,300**	**1,300**	**1,300**	**1,300**

1 µg/L means microgram per liter or parts per billion (ppb).

2 Action levels based on the U.S. EPA's Lead and Copper Rule.

Results indicated in **bold** indicate concentrations above the action levels of 15 µg/L for lead and 1,300 µg/L for copper

Results indicated in *italics* are quality assurance spike and blank samples.

FULCRUM environmental consulting

ATTACHMENT D

Initial Analytical Results

P. 509.574.0839 F. 509.575.8453
406 North 2nd Street
Yakima, Washington 98901
efulcrum.net

RJ Lee*Group*, Inc. | Columbia Basin Analytical Laboratories
2710 North 20th Avenue, Pasco WA 99301
Tel: (509) 545-4989 | Fax: (509) 544-6010

Fulcrum Environmental
406 N. 2nd St.
Yakima, WA 98901

Subject: Chemical Analysis Report

Columbia Basin Analytical Laboratories received 48 sample(s) on 12/22/16 for analysis. These sample(s) have been assigned a login order number of W612126. Enclosed is the final report that consists of a summary report of the sample(s), and a copy of the chain of custody.

General Lab Comments

The results provided in this report relate only to the items tested. Sample(s) were received in acceptable conditions unless otherwise noted in the comments above. Sample(s) have not been field blank corrected unless otherwise noted in the general set comments above. The sample(s) were prepared in accordance with EPA 200.8 and analyzed in compliance with EPA 200.8. This test report shall not be reproduced, except in full, without written approval of Columbia Basin Analytical Laboratories. Any questions, please contact our office.

All samples were diluted 1:10. Samples that exceeded the instrument calibration range were rerun at a 1:100 dilution, necessitating a 10-fold increase in the PQL. Each is noted with an "X" qualifier.

Release of the data contained in the hard copy report has been authorized by the Laboratory Director or a designee as verified by the following signature. This report has been administratively reviewed by the following individual:



02/23/17

Project Coordinator II, M. Fernanda Pincheira — Date

If you have any questions please feel free to contact Fernanda Pincheira at MPincheira@rjleegroup.com.

RJ LEE GROUP

Laboratory Report

Ryan Mathews

Fulcrum Environmental
406 N. 2nd St.
Yakima, WA 98901

Client Project:

Fulcrum Kennewick

RJ Lee Group No.: W612126
COC No.: Kennewick
Samples Received: 12/22/16
Analysis/Prep Date: 02/22/17
Report Date: 02/23/17

Sample Name: CVE122216-P-KF-01 **Matrix:** Potable Water **Date Received:** 12/22/16
RJ Lee Grp. ID: W612126-01 **Date Analyzed:** 02/22/17

Analyte	Method	Result (mg/L)	PQL (mg/L)	Qualifiers
Copper	EPA 200.8	0.74	0.01	
Lead	EPA 200.8	0.001	0.001	

Sample Name: CVE122216-P-KF-02 **Matrix:** Potable Water **Date Received:** 12/22/16
RJ Lee Grp. ID: W612126-02 **Date Analyzed:** 02/22/17

Analyte	Method	Result (mg/L)	PQL (mg/L)	Qualifiers
Copper	EPA 200.8	1.2	0.1	X
Lead	EPA 200.8	0.003	0.001	

Sample Name: CVE122216-P-KF-03 **Matrix:** Potable Water **Date Received:** 12/22/16
RJ Lee Grp. ID: W612126-03 **Date Analyzed:** 02/22/17

Analyte	Method	Result (mg/L)	PQL (mg/L)	Qualifiers
Copper	EPA 200.8	0.97	0.01	
Lead	EPA 200.8	0.003	0.001	

Sample Name: CVE122216-P-CDF-04 **Matrix:** Potable Water **Date Received:** 12/22/16
RJ Lee Grp. ID: W612126-04 **Date Analyzed:** 02/22/17

Analyte	Method	Result (mg/L)	PQL (mg/L)	Qualifiers
Copper	EPA 200.8	1.7	0.1	X
Lead	EPA 200.8	< 0.0010	0.001	

Sample Name: CVE122216-P-WC-05 **Matrix:** Potable Water **Date Received:** 12/22/16
RJ Lee Grp. ID: W612126-05 **Date Analyzed:** 02/22/17

Analyte	Method	Result (mg/L)	PQL (mg/L)	Qualifiers
Copper	EPA 200.8	0.66	0.01	
Lead	EPA 200.8	< 0.0010	0.001	

RJ LEE GROUP

Sample Name: CVE122216-P-WC-06 **Matrix:** Potable Water **Date Received:** 12/22/16
RJ Lee Grp. ID: W612126-06 **Date Analyzed:** 02/22/17

Analyte	Method	Result (mg/L)	PQL (mg/L)	Qualifiers
Copper	EPA 200.8	0.74	0.01	
Lead	EPA 200.8	< 0.0010	0.001	

Sample Name: CVE122216-P-WC-07 **Matrix:** Potable Water **Date Received:** 12/22/16
RJ Lee Grp. ID: W612126-07 **Date Analyzed:** 02/22/17

Analyte	Method	Result (mg/L)	PQL (mg/L)	Qualifiers
Copper	EPA 200.8	1.3	0.1	X
Lead	EPA 200.8	< 0.0010	0.001	

Sample Name: CVE122216-P-WC-08 **Matrix:** Potable Water **Date Received:** 12/22/16
RJ Lee Grp. ID: W612126-08 **Date Analyzed:** 02/22/17

Analyte	Method	Result (mg/L)	PQL (mg/L)	Qualifiers
Copper	EPA 200.8	1.3	0.1	X
Lead	EPA 200.8	< 0.0010	0.001	

Sample Name: CVE122216-P-OF-09 **Matrix:** Potable Water **Date Received:** 12/22/16
RJ Lee Grp. ID: W612126-09 **Date Analyzed:** 02/22/17

Analyte	Method	Result (mg/L)	PQL (mg/L)	Qualifiers
Copper	EPA 200.8	0.88	0.01	
Lead	EPA 200.8	< 0.0010	0.001	

Sample Name: CVE122216-P-CDF-10 **Matrix:** Potable Water **Date Received:** 12/22/16
RJ Lee Grp. ID: W612126-10 **Date Analyzed:** 02/22/17

Analyte	Method	Result (mg/L)	PQL (mg/L)	Qualifiers
Copper	EPA 200.8	1.0	0.1	X
Lead	EPA 200.8	< 0.0010	0.001	

Sample Name: CVE122216-P-CDF-11 **Matrix:** Potable Water **Date Received:** 12/22/16
RJ Lee Grp. ID: W612126-11 **Date Analyzed:** 02/22/17

Analyte	Method	Result (mg/L)	PQL (mg/L)	Qualifiers
Copper	EPA 200.8	1.0	0.1	X
Lead	EPA 200.8	< 0.0010	0.001	

RJ LEE GROUP

Sample Name: CVE122216-P-CDF-12 **Matrix:** Potable Water **Date Received:** 12/22/16
RJ Lee Grp. ID: W612126-12 **Date Analyzed:** 02/22/17

Analyte	Method	Result (mg/L)	PQL (mg/L)	Qualifiers
Copper	EPA 200.8	0.9	0.1	X
Lead	EPA 200.8	< 0.0010	0.001	

Sample Name: CVE122216-P-CDF-13 **Matrix:** Potable Water **Date Received:** 12/22/16
RJ Lee Grp. ID: W612126-13 **Date Analyzed:** 02/22/17

Analyte	Method	Result (mg/L)	PQL (mg/L)	Qualifiers
Copper	EPA 200.8	0.98	0.01	
Lead	EPA 200.8	0.001	0.001	

Sample Name: CVE122216-P-CDF-14 **Matrix:** Potable Water **Date Received:** 12/22/16
RJ Lee Grp. ID: W612126-14 **Date Analyzed:** 02/22/17

Analyte	Method	Result (mg/L)	PQL (mg/L)	Qualifiers
Copper	EPA 200.8	0.92	0.01	
Lead	EPA 200.8	0.001	0.001	

Sample Name: CVE122216-P-CDF-15 **Matrix:** Potable Water **Date Received:** 12/22/16
RJ Lee Grp. ID: W612126-15 **Date Analyzed:** 02/22/17

Analyte	Method	Result (mg/L)	PQL (mg/L)	Qualifiers
Copper	EPA 200.8	0.9	0.1	X
Lead	EPA 200.8	0.002	0.001	

Sample Name: CVE122216-P-CF-16 **Matrix:** Potable Water **Date Received:** 12/22/16
RJ Lee Grp. ID: W612126-16 **Date Analyzed:** 02/22/17

Analyte	Method	Result (mg/L)	PQL (mg/L)	Qualifiers
Copper	EPA 200.8	0.9	0.1	X
Lead	EPA 200.8	0.003	0.001	

Sample Name: CVE122216-P-CDF-17 **Matrix:** Potable Water **Date Received:** 12/22/16
RJ Lee Grp. ID: W612126-17 **Date Analyzed:** 02/22/17

Analyte	Method	Result (mg/L)	PQL (mg/L)	Qualifiers
Copper	EPA 200.8	1.1	0.1	X
Lead	EPA 200.8	0.001	0.001	

RJ LEE GROUP

Sample Name: CVE122216-P-CDF-18 **Matrix:** Potable Water **Date Received:** 12/22/16
RJ Lee Grp. ID: W612126-18 **Date Analyzed:** 02/22/17

Analyte	Method	Result (mg/L)	PQL (mg/L)	Qualifiers
Copper	EPA 200.8	0.85	0.01	
Lead	EPA 200.8	0.001	0.001	

Sample Name: CVE122216-P-CDF-19 **Matrix:** Potable Water **Date Received:** 12/22/16
RJ Lee Grp. ID: W612126-19 **Date Analyzed:** 02/22/17

Analyte	Method	Result (mg/L)	PQL (mg/L)	Qualifiers
Copper	EPA 200.8	1.2	0.1	X
Lead	EPA 200.8	0.006	0.001	

Sample Name: CVE122216-P-CF-20 **Matrix:** Potable Water **Date Received:** 12/22/16
RJ Lee Grp. ID: W612126-20 **Date Analyzed:** 02/22/17

Analyte	Method	Result (mg/L)	PQL (mg/L)	Qualifiers
Copper	EPA 200.8	1.2	0.1	X
Lead	EPA 200.8	0.008	0.001	

Sample Name: CVE122216-P-CF-21 **Matrix:** Potable Water **Date Received:** 12/22/16
RJ Lee Grp. ID: W612126-21 **Date Analyzed:** 02/22/17

Analyte	Method	Result (mg/L)	PQL (mg/L)	Qualifiers
Copper	EPA 200.8	0.9	0.1	X
Lead	EPA 200.8	0.003	0.001	

Sample Name: CVE122216-P-CF-22 **Matrix:** Potable Water **Date Received:** 12/22/16
RJ Lee Grp. ID: W612126-22 **Date Analyzed:** 02/22/17

Analyte	Method	Result (mg/L)	PQL (mg/L)	Qualifiers
Copper	EPA 200.8	1.1	0.1	X
Lead	EPA 200.8	0.001	0.001	

Sample Name: CVE122216-P-CDF-23 **Matrix:** Potable Water **Date Received:** 12/22/16
RJ Lee Grp. ID: W612126-23 **Date Analyzed:** 02/22/17

Analyte	Method	Result (mg/L)	PQL (mg/L)	Qualifiers
Copper	EPA 200.8	0.9	0.1	X
Lead	EPA 200.8	0.003	0.001	

RJ LEE GROUP

Sample Name: CVE122216-P-CDF-24 **Matrix:** Potable Water **Date Received:** 12/22/16
RJ Lee Grp. ID: W612126-24 **Date Analyzed:** 02/22/17

Analyte	Method	Result (mg/L)	PQL (mg/L)	Qualifiers
Copper	EPA 200.8	1.0	0.1	X
Lead	EPA 200.8	0.002	0.001	

Sample Name: CVE122216-P-CF-25 **Matrix:** Potable Water **Date Received:** 12/22/16
RJ Lee Grp. ID: W612126-25 **Date Analyzed:** 02/22/17

Analyte	Method	Result (mg/L)	PQL (mg/L)	Qualifiers
Copper	EPA 200.8	1.1	0.1	X
Lead	EPA 200.8	0.003	0.001	

Sample Name: CVE122216-P-CDF-26 **Matrix:** Potable Water **Date Received:** 12/22/16
RJ Lee Grp. ID: W612126-26 **Date Analyzed:** 02/22/17

Analyte	Method	Result (mg/L)	PQL (mg/L)	Qualifiers
Copper	EPA 200.8	1.3	0.1	X
Lead	EPA 200.8	0.002	0.001	

Sample Name: CVE122216-P-OF-27 **Matrix:** Potable Water **Date Received:** 12/22/16
RJ Lee Grp. ID: W612126-27 **Date Analyzed:** 02/22/17

Analyte	Method	Result (mg/L)	PQL (mg/L)	Qualifiers
Copper	EPA 200.8	2.0	0.1	X
Lead	EPA 200.8	0.010	0.001	

Sample Name: CVE122216-P-NF-28 **Matrix:** Potable Water **Date Received:** 12/22/16
RJ Lee Grp. ID: W612126-28 **Date Analyzed:** 02/22/17

Analyte	Method	Result (mg/L)	PQL (mg/L)	Qualifiers
Copper	EPA 200.8	1.1	0.1	X
Lead	EPA 200.8	< 0.0010	0.001	

Sample Name: CVE122216-P-WC-29 **Matrix:** Potable Water **Date Received:** 12/22/16
RJ Lee Grp. ID: W612126-29 **Date Analyzed:** 02/22/17

Analyte	Method	Result (mg/L)	PQL (mg/L)	Qualifiers
Copper	EPA 200.8	0.52	0.01	
Lead	EPA 200.8	< 0.0010	0.001	

RJ LEE GROUP

Sample Name: CVE122216-P-WC-30 **Matrix:** Potable Water **Date Received:** 12/22/16
RJ Lee Grp. ID: W612126-30 **Date Analyzed:** 02/22/17

Analyte	Method	Result (mg/L)	PQL (mg/L)	Qualifiers
Copper	EPA 200.8	0.42	0.01	
Lead	EPA 200.8	< 0.0010	0.001	

Sample Name: CVE122216-P-WC-31 **Matrix:** Potable Water **Date Received:** 12/22/16
RJ Lee Grp. ID: W612126-31 **Date Analyzed:** 02/22/17

Analyte	Method	Result (mg/L)	PQL (mg/L)	Qualifiers
Copper	EPA 200.8	0.49	0.01	
Lead	EPA 200.8	< 0.0010	0.001	

Sample Name: CVE122216-P-WC-32 **Matrix:** Potable Water **Date Received:** 12/22/16
RJ Lee Grp. ID: W612126-32 **Date Analyzed:** 02/22/17

Analyte	Method	Result (mg/L)	PQL (mg/L)	Qualifiers
Copper	EPA 200.8	0.51	0.01	
Lead	EPA 200.8	< 0.0010	0.001	

Sample Name: CVE122216-P-OF-33 **Matrix:** Potable Water **Date Received:** 12/22/16
RJ Lee Grp. ID: W612126-33 **Date Analyzed:** 02/22/17

Analyte	Method	Result (mg/L)	PQL (mg/L)	Qualifiers
Copper	EPA 200.8	1.8	0.1	X
Lead	EPA 200.8	< 0.0010	0.001	

Sample Name: CVE122216-P-CDF-34 **Matrix:** Potable Water **Date Received:** 12/22/16
RJ Lee Grp. ID: W612126-34 **Date Analyzed:** 02/22/17

Analyte	Method	Result (mg/L)	PQL (mg/L)	Qualifiers
Copper	EPA 200.8	1.2	0.1	X
Lead	EPA 200.8	0.001	0.001	

Sample Name: CVE122216-P-CDF-35 **Matrix:** Potable Water **Date Received:** 12/22/16
RJ Lee Grp. ID: W612126-35 **Date Analyzed:** 02/22/17

Analyte	Method	Result (mg/L)	PQL (mg/L)	Qualifiers
Copper	EPA 200.8	1.0	0.1	X
Lead	EPA 200.8	0.001	0.001	

RJ LEE GROUP

Sample Name: CVE122216-P-CDF-36 **Matrix:** Potable Water **Date Received:** 12/22/16
RJ Lee Grp. ID: W612126-36 **Date Analyzed:** 02/22/17

Analyte	Method	Result (mg/L)	PQL (mg/L)	Qualifiers
Copper	EPA 200.8	0.8	0.1	X
Lead	EPA 200.8	0.002	0.001	

Sample Name: CVE122216-P-CDF-37 **Matrix:** Potable Water **Date Received:** 12/22/16
RJ Lee Grp. ID: W612126-37 **Date Analyzed:** 02/22/17

Analyte	Method	Result (mg/L)	PQL (mg/L)	Qualifiers
Copper	EPA 200.8	0.9	0.1	X
Lead	EPA 200.8	< 0.0010	0.001	

Sample Name: CVE122216-P-CDF-38 **Matrix:** Potable Water **Date Received:** 12/22/16
RJ Lee Grp. ID: W612126-38 **Date Analyzed:** 02/22/17

Analyte	Method	Result (mg/L)	PQL (mg/L)	Qualifiers
Copper	EPA 200.8	0.8	0.1	X
Lead	EPA 200.8	0.001	0.001	

Sample Name: CVE122216-P-CDF-39 **Matrix:** Potable Water **Date Received:** 12/22/16
RJ Lee Grp. ID: W612126-39 **Date Analyzed:** 02/22/17

Analyte	Method	Result (mg/L)	PQL (mg/L)	Qualifiers
Copper	EPA 200.8	0.9	0.1	X
Lead	EPA 200.8	< 0.0010	0.001	

Sample Name: CVE122216-P-WC-40 **Matrix:** Potable Water **Date Received:** 12/22/16
RJ Lee Grp. ID: W612126-40 **Date Analyzed:** 02/22/17

Analyte	Method	Result (mg/L)	PQL (mg/L)	Qualifiers
Copper	EPA 200.8	0.61	0.01	
Lead	EPA 200.8	< 0.0010	0.001	

Sample Name: CVE122216-P-WC-41 **Matrix:** Potable Water **Date Received:** 12/22/16
RJ Lee Grp. ID: W612126-41 **Date Analyzed:** 02/22/17

Analyte	Method	Result (mg/L)	PQL (mg/L)	Qualifiers
Copper	EPA 200.8	0.53	0.01	
Lead	EPA 200.8	< 0.0010	0.001	

RJ LEE GROUP

Sample Name: CVE122216-P-CF-42 **Matrix:** Potable Water **Date Received:** 12/22/16
RJ Lee Grp. ID: W612126-42 **Date Analyzed:** 02/22/17

Analyte	Method	Result (mg/L)	PQL (mg/L)	Qualifiers
Copper	EPA 200.8	2.3	0.1	X
Lead	EPA 200.8	0.001	0.001	

Sample Name: CVE122216-P-CDF-43 **Matrix:** Potable Water **Date Received:** 12/22/16
RJ Lee Grp. ID: W612126-43 **Date Analyzed:** 02/22/17

Analyte	Method	Result (mg/L)	PQL (mg/L)	Qualifiers
Copper	EPA 200.8	0.57	0.01	
Lead	EPA 200.8	< 0.0010	0.001	

Sample Name: CVE122216-P-CF-44 **Matrix:** Potable Water **Date Received:** 12/22/16
RJ Lee Grp. ID: W612126-44 **Date Analyzed:** 02/22/17

Analyte	Method	Result (mg/L)	PQL (mg/L)	Qualifiers
Copper	EPA 200.8	1.3	0.1	X
Lead	EPA 200.8	0.002	0.001	

Sample Name: CVE122216-P-CF-45 **Matrix:** Potable Water **Date Received:** 12/22/16
RJ Lee Grp. ID: W612126-45 **Date Analyzed:** 02/22/17

Analyte	Method	Result (mg/L)	PQL (mg/L)	Qualifiers
Copper	EPA 200.8	0.18	0.01	
Lead	EPA 200.8	< 0.0010	0.001	

Sample Name: CVE122216-P-CDF-46 **Matrix:** Potable Water **Date Received:** 12/22/16
RJ Lee Grp. ID: W612126-46 **Date Analyzed:** 02/22/17

Analyte	Method	Result (mg/L)	PQL (mg/L)	Qualifiers
Copper	EPA 200.8	0.16	0.01	
Lead	EPA 200.8	< 0.0010	0.001	

Sample Name: CVE122216-P-OF-47 **Matrix:** Potable Water **Date Received:** 12/22/16
RJ Lee Grp. ID: W612126-47 **Date Analyzed:** 02/22/17

Analyte	Method	Result (mg/L)	PQL (mg/L)	Qualifiers
Copper	EPA 200.8	< 0.010	0.01	
Lead	EPA 200.8	< 0.0010	0.001	

RJ LEE GROUP

Sample Name: CVE122216-P-CF-48 **Matrix:** Potable Water **Date Received:** 12/22/16
RJ Lee Grp. ID: W612126-48 **Date Analyzed:** 02/22/17

Analyte	Method	Result (mg/L)	PQL (mg/L)	Qualifiers
Copper	EPA 200.8	1.2	0.1	X
Lead	EPA 200.8	0.015	0.001	

Report Qualifiers:

A = Target Analyte media breakthrough suspect, see analytical report
B = Analyte detected in the associated blank
D = Analyte analyzed in a dilution
d = Data that exceeds the RSD criteria set by the SOP
E = Report concentration was above the instrument calibration range
H = Holding times for preparation or analysis exceeded
J = Analyte detected below quantitation limits, concentration is estimated
L = Sample condition at receipt out of compliance with method defined conditions
P = Library spectrum match, rsd >90% w RT match
Q = Result out of method specific acceptance QC criteria
R = RPD (relative percent difference) outside accepted recovery limits
S = Spike Recovery outside accepted recovery limits
U = Analyte analyzed for but not detected
Z = Not ELAP accredited analyte
N/A = Not Applicable
ND = Not Detected

Scientist II DeNomy Dage

These results are submitted pursuant to RJ Lee Group's current terms and conditions of sale, including the company's standard warranty and limitation of liability provisions. No responsibility or liability is assumed for the manner in which the results are used or interpreted. Unless notified in writing to return the samples covered by this report, RJ Lee Group will store the samples for a period of ninety (90) days before discarding. A shipping and handling fee will be assessed for the return of any samples. Unless otherwise noted, samples were received in an acceptable condition. This laboratory operates in accordance with ISO 17025 guidelines, and holds limited scopes of accreditation under ORELAP Lab Code 4061 AIHA-LAP, LLC Lab ID 178656 EPA ID WA01195 and WA DOE Lab ID C859. This report may not be used to claim product endorsement by any laboratory accrediting agency. The results contained in this report relate only to the items tested or to the sample(s) as received by the laboratory. Any reproduction of this document must be in full for the report to be valid. Quality control data is available upon request.

Request for Environmental and IH Laboratory Analytical Services

W612126

ATTENTION TO:	**RYAN MATHEWS**	Purchase Order No.:	Client Job No.: **162017**

Lab Use Only	Project No.:	Client No:	
	Date Logged In:	Logged In By:	
Report Results To	Name: Amanda Enbysk, Ryan Mathews		
	Company: Fulcrum Environmental Consulting		
	Address: 406 North 2nd Street		
	City, State, Zip: Yakima, WA, 98901		
	Phone: (509) 574-0839	Fax: (509) 575-8453	
	Call with Verbal Results:		
	Email Results To: aenbysk@efulcrum.net, **CC:** rmathews@efulcrum.net		
	Fax Results To:		
Send Invoice To	Name: Lorrie Boutillier		
	Company: Fulcrum Environmental	Email: lboutillier@efulcrum.net	
	Address: 406 North 2nd Street		
	City, State, Zip: Yakima, WA, 98901		
	Phone: (509) 574-0839	Fax: (509) 575-8453	
Special Instructions			

Turnaround Request: Standard: Yes / No — If 'No,' No. of Business Days:

Drinking Water Sample Only: Sample Purpose: Information X / Regulatory □ — Accreditation (please list below):
System ID #:
DOH Source #:
Multiple Sources #s:
Sample Purpose: A □ B □ Other □

Chemistry Analysis Key

Preservation:		Matrix:		Container:
Unpres	H_2SO_4	WW=Wastewater	SW=Surface Water	P=Plastic
4°C	HCl	GW=Groudwater	DW=Drinking Water	G=Glass
HNO_3	NaOH	S=Soil/Sludge	O=Oil	W=Wipe
Other	Na_2SO_4	E=Extract	X=Other	A=Air (filter or tube)

Client Sample ID	Sample Description	Sample Date	Sample Time Start	Sample Time Stop	Wipe Area / Air Volume	Analysis Requested: EPA 200.8: Pb, Cu	Pres. Upon Receipt (Y/N)	Preservation	Matrix	Container Type	pH	No. Containers
CVE122216-P-KF-01	kitchen HW	12/22					Y	UNPR.	DW	P		14.4
CVE122216-P-KF-02	Kitchen											14.8
CVE122216-P-KF-03	Kitchen											14.8
CVE122216-P-CDF-04	Music room											14.4
CVE122216-P-WC-05	Multipurpose Room											15.3
CVE122216-P-WC-06	Multipurpose Room											14.9
CVE122216-P-WC-07	Outside music room											15.6
CVE122216-P-WC-08	↓											15.6
CVE122216-P-OF-09	Teachers Lounge											15.7
CVE122216-P-CDF-10	Room B6											16.4
CVE122216-P-CDF-11	Room B5											16.6

Chain of Custody	Relinquished By (Signature):	Date: 12/22	Time: 12:00	Received By (Signature):	Date: DEC 22 2016 Time: 12:00
	Relinquished By (Print Name): Ryan Wyatt	Relinquished To:		Received By (Print Name):	Relinquished To:
	Company Name: Fulcrum	Method of Shipment:		Company Name:	Method of Shipment:
Chain of Custody	Relinquished By (Signature):	Date:	Time:	Received By (Signature):	Date: Time:
	Relinquished By (Print Name):	Relinquished To:		Received By (Print Name):	Relinquished To:
	Company Name:	Method of Shipment:		Company Name:	Method of Shipment:

Pennsylvania - HQ
350 Hochberg Road
Monroeville, PA 15146

724.325.1776 **Phone**
724.733.1799 **Fax**

Washington
Columbia Basin Analytical Laboratories
2710 North 20th Avenue
Pasco, WA 99301

509.545.4989 **Phone**
509.544.6010 **Fax**

RJ LEE GROUP
DELIVERING SCIENTIFIC RESOLUTION

Request for Environmental and IH Laboratory Analytical Services

W612126, Page 12 of 15

ATTENTION TO:	**RYAN MATHEWS**	Purchase Order No.:	Client Job No.: **162017**

Lab Use Only	Project No.:	Client No:
	Date Logged In:	Logged In By:
Report Results To	Name: Amanda Enbysk, Ryan Mathews	
	Company: Fulcrum Environmental Consulting	
	Address: 406 North 2nd Street	
	City, State, Zip: Yakima, WA, 98901	
	Phone: (509) 574-0839	Fax: (509) 575-8453
	Call with Verbal Results:	
	Email Results To: aenbysk@efulcrum.net, **CC:** rmathews@efulcrum.net	
	Fax Results To:	
Send Invoice To	Name: Lorrie Boutillier	
	Company: Fulcrum Environmental	Email: lboutillier@efulcrum.net
	Address: 406 North 2nd Street	
	City, State, Zip: Yakima, WA, 98901	
	Phone: (509) 574-0839	Fax: (509) 575-8453
Special Instructions		

Turnaround Request: Standard: Yes No — If 'No,' No. of Business Days:

Drinking Water Sample Only: Sample Purpose: Information X Regulatory □ Accreditation (please list below):
System ID #:
DOH Source #:
Multiple Sources #s:
Sample Purpose: A □ B □ Other □

Chemistry Analysis Key

Preservation:		Matrix:		Container:
Unpres	H_2SO_4	WW=Wastewater	SW=Surface Water	P=Plastic
4°C	HCl	GW=Groudwater	DW=Drinking Water	G=Glass
HNO_3	NaOH	S=Soil/Sludge	O=Oil	W=Wipe
Other	Na_2SO_4	E=Extract	X=Other	A=Air (filter or tube)

Client Sample ID	Sample Description	Sample Date	Sample Time Start	Sample Time Stop	Wipe Area / Air Volume	Analysis Requested: EPA 200.8: Pb, Cu	Pres. Upon Receipt (Y/N)	Preservation	Matrix	Container Type	pH	No. Containers
CVE122216-P-CDF-12	Room B4	12/22					Y	UNPR.	SW			16.6
CVE122216-P-CDF-13	Room B3											17.7
CVE122216-P-CDF-14	Room B2											17.2
CVE122216-P-CDF-15	Room B1											17.0
CVE122216-P-CF-16	Resource room											17.1
CVE122216-P-CDF-17	Room A5											17.8
CVE122216-P-CDF-18	Room A4											17.7
CVE122216-P-CDF-19	Room A3											18.1
CVE122216-P-CDF-20	Room A2											17.6
CVE122216-P-CF-21	Room A1											16.6
CVE122216-P-CF-22	Room A1											16.6

Chain of Custody	Relinquished By (Signature):	Date: 12/22	Time: 12:00
	Relinquished By (Print Name): Lori Wy	Relinquished To:	
	Company Name: Fulcrum	Method of Shipment:	
Chain of Custody	Relinquished By (Signature):	Date:	Time:
	Relinquished By (Print Name):	Relinquished To:	
	Company Name:	Method of Shipment:	

Chain of Custody	Received By (Signature):	Date: DEC 22 2016	Time: 1205
	Received By (Print Name):	Relinquished To:	
	Company Name:	Method of Shipment:	
Chain of Custody	Received By (Signature):	Date:	Time:
	Received By (Print Name):	Relinquished To:	
	Company Name:	Method of Shipment:	

Pennsylvania - HQ
350 Hochberg Road
Monroeville, PA 15146

724.325.1776 **Phone**
724.733.1799 **Fax**

Washington
Columbia Basin Analytical Laboratories
2710 North 20th Avenue
Pasco, WA 99301

509.545.4989 **Phone**
509.544.6010 **Fax**

RJ LEE GROUP
DELIVERING SCIENTIFIC RESOLUTION

Request for Environmental and IH Laboratory Analytical Services

ATTENTION TO:	**RYAN MATHEWS**	Purchase Order No.:	Client Job No.: **162017**

Lab Use Only	Project No.:	Client No:	
	Date Logged In:	Logged In By:	
Report Results To	Name: Amanda Enbysk, Ryan Mathews		
	Company: Fulcrum Environmental Consulting		
	Address: 406 North 2nd Street		
	City, State, Zip: Yakima, WA, 98901		
	Phone: (509) 574-0839	Fax: (509) 575-8453	
	Call with Verbal Results:		
	Email Results To: aenbysk@efulcrum.net, **CC:** rmathews@efulcrum.net		
	Fax Results To:		
Send Invoice To	Name: Lorrie Boutillier		
	Company: Fulcrum Environmental	Email: lboutillier@efulcrum.net	
	Address: 406 North 2nd Street		
	City, State, Zip: Yakima, WA, 98901		
	Phone: (509) 574-0839	Fax: (509) 575-8453	
Special Instructions			

Turnaround Request: Standard: **Yes** No — If 'No,' No. of Business Days:

Drinking Water Sample Only: Sample Purpose: Information **X** Regulatory □ Accreditation (please list below):
System ID #:
DOH Source #:
Multiple Sources #s:
Sample Purpose: A □ B □ Other □

Chemistry Analysis Key

Preservation:		Matrix:		Container:
Unpres	H_2SO_4	WW=Wastewater	SW=Surface Water	P=Plastic
4°C	HCl	GW=Groudwater	DW=Drinking Water	G=Glass
HNO_3	NaOH	S=Soil/Sludge	O=Oil	W=Wipe
Other	Na_2SO_4	E=Extract	X=Other	A=Air (filter or tube)

Client Sample ID	Sample Description	Sample Date	Sample Time Start	Sample Time Stop	Wipe Area / Air Volume	Analysis Requested: EPA 200.8: Pb, Cu	Pres. Upon Receipt (Y/N)	Preservation	Matrix	Container Type	pH	No. Containers
CVE122216-P-CDF-23	Room K3	12/22						UNPR	DW	P		12.9
CVE122216-P-CDF-24	Room K2											17.9
CVE122216-P-CF-25	Reading Room*											17.9
CVE122216-P-CDF-26	Room K1											17.4
CVE122216-P-OF-27	Counselors office											15.9
CVE122216-P-OF-28	Nurse office											17.4
CVE122216-P-WC-29	outside gym											14.3
CVE122216-P-WC-30	outside gym											15.3
CVE122216-P-WC-31	Gym											15.9
CVE122216-P-WC-32	Gym											16.1
CVE122216-P-OF-33	Library work room											15.9

Chain of Custody	Relinquished By (Signature):	Date: 12/22	Time: 12:00	Received By (Signature):	Date: DEC 22 2016 Time: 1200
	Relinquished By (Print Name): Lew Wyatt	Relinquished To:		Received By (Print Name):	Relinquished To:
	Company Name: FedEx	Method of Shipment:		Company Name: RJ Lee	Method of Shipment:
Chain of Custody	Relinquished By (Signature):	Date:	Time:	Received By (Signature):	Date: Time:
	Relinquished By (Print Name):	Relinquished To:		Received By (Print Name):	Relinquished To:
	Company Name:	Method of Shipment:		Company Name:	Method of Shipment:

Pennsylvania - HQ
350 Hochberg Road
Monroeville, PA 15146

724.325.1776 **Phone**
724.733.1799 **Fax**

Washington
Columbia Basin Analytical Laboratories
2710 North 20th Avenue
Pasco, WA 99301

509.545.4989 **Phone**
509.544.6010 **Fax**

RJ LEE GROUP
DELIVERING SCIENTIFIC RESOLUTION

Request for Environmental and IH Laboratory Analytical Services

W612126, Page 14 of 15

ATTENTION TO:	RYAN MATHEWS	Purchase Order No.:	Client Job No.: 162017
Lab Use Only	Project No.: Client No:	Turnaround Request	Standard: Yes No If 'No,' No. of Business Days:
	Date Logged In: Logged In By:		
Report Results To	Name: Amanda Enbysk, Ryan Mathews	Drinking Water Sample Only	Sample Purpose: Information X Regulatory ☐ Accreditation (please list below):
	Company: Fulcrum Environmental Consulting		System ID #:
	Address: 406 North 2nd Street		DOH Source #:
	City, State, Zip: Yakima, WA, 98901		Multiple Sources #s:
	Phone: (509) 574-0839 Fax: (509) 575-8453		Sample Purpose: A ☐ B ☐ Other ☐
	Call with Verbal Results:	Chemistry Analysis Key	Preservation: Unpres, H_2SO_4, 4°C, HCl, HNO_3, NaOH, Other, Na_2SO_4
	Email Results To: aenbysk@efulcrum.net, CC: rmathews@efulcrum.net		Matrix: WW=Wastewater, GW=Groudwater, S=Soil/Sludge, E=Extract, SW=Surface Water, DW=Drinking Water, O=Oil, X=Other
	Fax Results To:		Container: P=Plastic, G=Glass, W=Wipe, A=Air (filter or tube)
Send Invoice To	Name: Lorrie Boutillier		
	Company: Fulcrum Environmental Email: lboutillier@efulcrum.net		
	Address: 406 North 2nd Street		
	City, State, Zip: Yakima, WA, 98901		
	Phone: (509) 574-0839 Fax: (509) 575-8453		
Special Instructions			

Analysis Requested: EPA 200.8: Pb, Cu

Client Sample ID	Sample Description	Sample Date	Sample Time Start	Sample Time Stop	Wipe Area / Air Volume	Pres. Upon Receipt (Y/N)	Preservation	Matrix	Container Type	pH	No. Containers
CVE122216-P-CDF-34	Room C1	12/22				X	UNPR	DW	P		16.5
CVE122216-P-CDF-35	Room C2										16.5
CVE122216-P-CDF-36	Room C3										15.8
CVE122216-P-CDF-37	Room C4										16.6
CVE122216-P-CDF-38	Room C5										16.6
CVE122216-P-CDF-39	Room C6										16.5
CVE122216-P-WC-40	Lower Level WC										14.2
CVE122216-P-WC-41	↓										15.1
* CVE122216-P-CF-42	Mrs. Watt room										15.6
CVE122216-P-CDF-43	P3A										15.0
CVE122216-P-CF-44	P3B										16.1

Chain of Custody	Relinquished By (Signature): [signature]	Date: 12/22	Time: 12:00
	Relinquished By (Print Name): Levi Wyte	Relinquished To:	
	Company Name: Fulcrum	Method of Shipment:	
Chain of Custody	Received By (Signature): [signature]	Date: DEC 22 2016	Time: 1200
	Received By (Print Name): Rodrigo Perez	Relinquished To:	
	Company Name: RJ Lee	Method of Shipment:	
Chain of Custody	Relinquished By (Signature):	Date:	Time:
	Relinquished By (Print Name):	Relinquished To:	
	Company Name:	Method of Shipment:	
Chain of Custody	Received By (Signature):	Date:	Time:
	Received By (Print Name):	Relinquished To:	
	Company Name:	Method of Shipment:	

Pennsylvania - HQ
350 Hochberg Road
Monroeville, PA 15146

724.325.1776 **Phone**
724.733.1799 **Fax**

Washington
Columbia Basin Analytical Laboratories
2710 North 20th Avenue
Pasco, WA 99301

509.545.4989 **Phone**
509.544.6010 **Fax**

RJ LEE GROUP
DELIVERING SCIENTIFIC RESOLUTION

Request for Environmental and IH Laboratory Analytical Services

W612126, Page 15 of 15

ATTENTION TO:	**RYAN MATHEWS**	Purchase Order No.:	Client Job No.: **162017**

Lab Use Only	Project No.:	Client No:
	Date Logged In:	Logged In By:
Report Results To	Name: Amanda Enbysk, Ryan Mathews	
	Company: Fulcrum Environmental Consulting	
	Address: 406 North 2nd Street	
	City, State, Zip: Yakima, WA, 98901	
	Phone: (509) 574-0839	Fax: (509) 575-8453
	Call with Verbal Results:	
	Email Results To: aenbysk@efulcrum.net, **CC:** rmathews@efulcrum.net	
	Fax Results To:	
Send Invoice To	Name: Lorrie Boutillier	
	Company: Fulcrum Environmental	Email: lboutillier@efulcrum.net
	Address: 406 North 2nd Street	
	City, State, Zip: Yakima, WA, 98901	
	Phone: (509) 574-0839	Fax: (509) 575-8453
Special Instructions		

Turnaround Request: Standard: Yes / No — If 'No,' No. of Business Days:

Drinking Water Sample Only: Sample Purpose: Information X / Regulatory ☐ / Accreditation (please list below):
System ID #:
DOH Source #:
Multiple Sources #s:
Sample Purpose: A ☐ B ☐ Other ☐

Chemistry Analysis Key

Preservation:		Matrix:		Container:
Unpres	H_2SO_4	WW=Wastewater	SW=Surface Water	P=Plastic
4°C	HCl	GW=Groudwater	DW=Drinking Water	G=Glass
HNO_3	NaOH	S=Soil/Sludge	O=Oil	W=Wipe
Other	Na_2SO_4	E=Extract	X=Other	A=Air (filter or tube)

Client Sample ID	Sample Description	Sample Date	Sample Time Start	Sample Time Stop	Wipe Area / Air Volume	Analysis Requested: EPA 200.8: Pb, Cu	Pres. Upon Receipt (Y/N)	Preservation	Matrix	Container Type	pH	No. Containers
CVE122216-P-CF-45	B4	12/21					Y	UNPR.	DW	P		14.7
CVE122216-P-CDF-46	D1	↓										15.5
CVE122216-P-OF-47	Principals office											13.6
CVE122216-P-CF-48	Writing room											13.3

Chain of Custody	Relinquished By (Signature): [signature]	Date: 12/27	Time: 1200	Received By (Signature): [signature]
	Relinquished By (Print Name): Lawrence	Relinquished To:		Received By (Print Name): [signature]
	Company Name: Fulcrum	Method of Shipment:		Company Name: RJ Lee
Chain of Custody	Relinquished By (Signature):	Date:	Time:	Received By (Signature):
	Relinquished By (Print Name):	Relinquished To:		Received By (Print Name):
	Company Name:	Method of Shipment:		Company Name:

DEC 22 2016

Pennsylvania - HQ
350 Hochberg Road
Monroeville, PA 15146

724.325.1776 **Phone**
724.733.1799 **Fax**

Washington
Columbia Basin Analytical Laboratories
2710 North 20th Avenue
Pasco, WA 99301

509.545.4989 **Phone**
509.544.6010 **Fax**

RJ LEE GROUP
DELIVERING SCIENTIFIC RESOLUTION

FULCRUM environmental consulting

ATTACHMENT E

Remedial Analytical Results

P. 509.574.0839 F. 509.575.8453
406 North 2nd Street
Yakima, Washington 98901
efulcrum.net

3600 Fremont Ave. N.
Seattle, WA 98103
T: (206) 352-3790
F: (206) 352-7178
info@fremontanalytical.com

Fulcrum Environmental
Ryan Mathews
406 N. 2nd Street
Yakima, WA 98901

RE: Kennewick SD Drinking Water - Canyon View Elementary
Work Order Number: 1703045

March 13, 2017

Attention Ryan Mathews:

Fremont Analytical, Inc. received 17 sample(s) on 3/6/2017 for the analyses presented in the following report.

Drinking Water Metals by EPA Method 200.8

This report consists of the following:

- Case Narrative
- Analytical Results
- Applicable Quality Control Summary Reports
- Chain of Custody

All analyses were performed consistent with the Quality Assurance program of Fremont Analytical, Inc. Please contact the laboratory if you should have any questions about the results.

Thank you for using Fremont Analytical.

Sincerely,

Chelsea Ward
Project Manager

Date: *03/13/2017*

CLIENT: Fulcrum Environmental
Project: Kennewick SD Drinking Water - Canyon Vie
Work Order: 1703045

Work Order Sample Summary

Lab Sample ID	Client Sample ID	Date/Time Collected	Date/Time Received
1703045-001	CVE3417-P-KF-02	03/04/2017 9:00 AM	03/06/2017 8:54 AM
1703045-002	CVE3417-P-WC-7	03/04/2017 9:00 AM	03/06/2017 8:54 AM
1703045-003	CVE3417-P-WC-8	03/04/2017 9:00 AM	03/06/2017 8:54 AM
1703045-004	CVE3417-P-CDF-19	03/04/2017 9:00 AM	03/06/2017 8:54 AM
1703045-005	CVE3417-P-CF-20	03/04/2017 9:00 AM	03/06/2017 8:54 AM
1703045-006	CVE3417-P-CDF-26	03/04/2017 9:00 AM	03/06/2017 8:54 AM
1703045-007	CVE3417-P-OF-27	03/04/2017 9:00 AM	03/06/2017 8:54 AM
1703045-008	CVE3417-P-OF-33	03/04/2017 9:00 AM	03/06/2017 8:54 AM
1703045-009	CVE3417-S-OF-33	03/04/2017 9:00 AM	03/06/2017 8:54 AM
1703045-010	CVE3417-T-OF-33	03/04/2017 9:00 AM	03/06/2017 8:54 AM
1703045-011	CVE3417-P-CF-44	03/04/2017 9:00 AM	03/06/2017 8:54 AM
1703045-012	CVE3417-P-OF-47	03/04/2017 9:00 AM	03/06/2017 8:54 AM
1703045-013	CVE3417-P-CF-48	03/04/2017 9:00 AM	03/06/2017 8:54 AM
1703045-014	CVE3417-P-CDF-34	03/04/2017 9:00 AM	03/06/2017 8:54 AM
1703045-015	CVE3417-P-CF-42	03/04/2017 9:00 AM	03/06/2017 8:54 AM
1703045-016	CVE3417-S-CF-42	03/04/2017 9:00 AM	03/06/2017 8:54 AM
1703045-017	CVE3417-T-CF-42	03/04/2017 9:00 AM	03/06/2017 8:54 AM

Case Narrative

WO#: **1703045**
Date: **3/13/2017**

CLIENT: Fulcrum Environmental
Project: Kennewick SD Drinking Water - Canyon View Elementary

WorkOrder Narrative:
I. SAMPLE RECEIPT:
Samples receipt information is recorded on the attached Sample Receipt Checklist.

II. GENERAL REPORTING COMMENTS:
Results are reported on a wet weight basis unless dry-weight correction is denoted in the units field on the analytical report ("mg/kg-dry" or "ug/kg-dry").

Matrix Spike (MS) and MS Duplicate (MSD) samples are tested from an analytical batch of "like" matrix to check for possible matrix effect. The MS and MSD will provide site specific matrix data only for those samples which are spiked by the laboratory. The sample chosen for spike purposes may or may not have been a sample submitted in this sample delivery group. The validity of the analytical procedures for which data is reported in this analytical report is determined by the Laboratory Control Sample (LCS) and the Method Blank (MB). The LCS and the MB are processed with the samples and the MS/MSD to ensure method criteria are achieved throughout the entire analytical process.

III. ANALYSES AND EXCEPTIONS:
Exceptions associated with this report will be footnoted in the analytical results page(s) or the quality control summary page(s) and/or noted below.

Prep Sample Comments:
1703045-001A 209804: Prep Comments for EPA200.8, Sample 1703045-001A: Turbidity: 0.28 NTU
1703045-002A 209808: Prep Comments for EPA200.8, Sample 1703045-002A: Turbidity: 0.00 NTU
1703045-003A 209809: Prep Comments for EPA200.8, Sample 1703045-003A: Turbidity: 0.00 NTU
1703045-004A 209810: Prep Comments for EPA200.8, Sample 1703045-004A: Turbidity: 0.01 NTU
1703045-005A 209811: Prep Comments for EPA200.8, Sample 1703045-005A: Turbidity: 0.01 NTU
1703045-006A 209812: Prep Comments for EPA200.8, Sample 1703045-006A: Turbidity: 0.10 NTU
1703045-007A 209813: Prep Comments for EPA200.8, Sample 1703045-007A: Turbidity: 0.36 NTU
1703045-008A 209814: Prep Comments for EPA200.8, Sample 1703045-008A: Turbidity: 0.00 NTU
1703045-011A 209815: Prep Comments for EPA200.8, Sample 1703045-011A: Turbidity: 0.17 NTU
1703045-012A 209816: Prep Comments for EPA200.8, Sample 1703045-012A: Turbidity: 0.00 NTU
1703045-013A 209817: Prep Comments for EPA200.8, Sample 1703045-013A: Turbidity: 0.00 NTU
1703045-014A 209818: Prep Comments for EPA200.8, Sample 1703045-014A: Turbidity: 0.15 NTU
1703045-015A 209819: Prep Comments for EPA200.8, Sample 1703045-015A: Turbidity: 0.00 NTU

Qualifiers:

* - Flagged value is not within established control limits
B - Analyte detected in the associated Method Blank
D - Dilution was required
E - Value above quantitation range
H - Holding times for preparation or analysis exceeded
I - Analyte with an internal standard that does not meet established acceptance criteria
J - Analyte detected below Reporting Limit
N - Tentatively Identified Compound (TIC)
Q - Analyte with an initial or continuing calibration that does not meet established acceptance criteria (<20%RSD, <20% Drift or minimum RRF)
S - Spike recovery outside accepted recovery limits
ND - Not detected at the Reporting Limit
R - High relative percent difference observed

Acronyms:

%Rec - Percent Recovery
CCB - Continued Calibration Blank
CCV - Continued Calibration Verification
DF - Dilution Factor
HEM - Hexane Extractable Material
ICV - Initial Calibration Verification
LCS/LCSD - Laboratory Control Sample / Laboratory Control Sample Duplicate
MB or MBLANK - Method Blank
MDL - Method Detection Limit
MS/MSD - Matrix Spike / Matrix Spike Duplicate
PDS - Post Digestion Spike
Ref Val - Reference Value
RL - Reporting Limit
RPD - Relative Percent Difference
SD - Serial Dilution
SGT - Silica Gel Treatment
SPK - Spike
Surr - Surrogate

CLIENT: Fulcrum Environmental
Project: Kennewick SD Drinking Water - Canyon View Elementary

Lab ID: 1703045-001 **Collection Date:** 3/4/2017 9:00:00 AM
Client Sample ID: **CVE3417-P-KF-02** **Matrix:** Drinking Water

Analyses	Result	RL	Qual	Units	DF	Date Analyzed
Drinking Water Metals by EPA Method 200.8				Batch ID: 16430		Analyst: TN
Copper	882	0.500		µg/L	1	3/10/2017 8:34:16 PM

Lab ID: 1703045-002 **Collection Date:** 3/4/2017 9:00:00 AM
Client Sample ID: **CVE3417-P-WC-7** **Matrix:** Drinking Water

Analyses	Result	RL	Qual	Units	DF	Date Analyzed
Drinking Water Metals by EPA Method 200.8				Batch ID: 16430		Analyst: TN
Copper	198	0.500		µg/L	1	3/10/2017 8:58:27 PM

Lab ID: 1703045-003 **Collection Date:** 3/4/2017 9:00:00 AM
Client Sample ID: **CVE3417-P-WC-8** **Matrix:** Drinking Water

Analyses	Result	RL	Qual	Units	DF	Date Analyzed
Drinking Water Metals by EPA Method 200.8				Batch ID: 16430		Analyst: TN
Copper	295	0.500		µg/L	1	3/10/2017 9:02:29 PM

CLIENT: Fulcrum Environmental
Project: Kennewick SD Drinking Water - Canyon View Elementary

Lab ID: 1703045-004 **Collection Date:** 3/4/2017 9:00:00 AM
Client Sample ID: **CVE3417-P-CDF-19** **Matrix:** Drinking Water

Analyses	Result	RL	Qual	Units	DF	Date Analyzed
Drinking Water Metals by EPA Method 200.8				Batch ID: 16430		Analyst: TN
Copper	714	0.500		µg/L	1	3/10/2017 9:06:31 PM

Lab ID: 1703045-005 **Collection Date:** 3/4/2017 9:00:00 AM
Client Sample ID: **CVE3417-P-CF-20** **Matrix:** Drinking Water

Analyses	Result	RL	Qual	Units	DF	Date Analyzed
Drinking Water Metals by EPA Method 200.8				Batch ID: 16430		Analyst: TN
Copper	1,050	0.500		µg/L	1	3/10/2017 9:10:33 PM

Lab ID: 1703045-006 **Collection Date:** 3/4/2017 9:00:00 AM
Client Sample ID: **CVE3417-P-CDF-26** **Matrix:** Drinking Water

Analyses	Result	RL	Qual	Units	DF	Date Analyzed
Drinking Water Metals by EPA Method 200.8				Batch ID: 16430		Analyst: TN
Copper	628	0.500		µg/L	1	3/10/2017 9:14:34 PM

CLIENT: Fulcrum Environmental
Project: Kennewick SD Drinking Water - Canyon View Elementary

Lab ID: 1703045-007 **Collection Date:** 3/4/2017 9:00:00 AM
Client Sample ID: **CVE3417-P-OF-27** **Matrix:** Drinking Water

Analyses	Result	RL	Qual	Units	DF	Date Analyzed
Drinking Water Metals by EPA Method 200.8				Batch ID: 16430		Analyst: TN
Copper	1,500	0.500		µg/L	1	3/10/2017 9:18:36 PM

Lab ID: 1703045-008 **Collection Date:** 3/4/2017 9:00:00 AM
Client Sample ID: **CVE3417-P-OF-33** **Matrix:** Drinking Water

Analyses	Result	RL	Qual	Units	DF	Date Analyzed
Drinking Water Metals by EPA Method 200.8				Batch ID: 16430		Analyst: TN
Copper	992	0.500		µg/L	1	3/10/2017 9:22:38 PM

Lab ID: 1703045-011 **Collection Date:** 3/4/2017 9:00:00 AM
Client Sample ID: **CVE3417-P-CF-44** **Matrix:** Drinking Water

Analyses	Result	RL	Qual	Units	DF	Date Analyzed
Drinking Water Metals by EPA Method 200.8				Batch ID: 16430		Analyst: TN
Copper	825	0.500		µg/L	1	3/10/2017 9:26:40 PM

CLIENT: Fulcrum Environmental
Project: Kennewick SD Drinking Water - Canyon View Elementary

Lab ID: 1703045-012 **Collection Date:** 3/4/2017 9:00:00 AM
Client Sample ID: **CVE3417-P-OF-47** **Matrix:** Drinking Water

Analyses	Result	RL	Qual	Units	DF	Date Analyzed
Drinking Water Metals by EPA Method 200.8				Batch ID: 16430		Analyst: TN
Copper	ND	0.500		µg/L	1	3/10/2017 9:30:41 PM

Lab ID: 1703045-013 **Collection Date:** 3/4/2017 9:00:00 AM
Client Sample ID: **CVE3417-P-CF-48** **Matrix:** Drinking Water

Analyses	Result	RL	Qual	Units	DF	Date Analyzed
Drinking Water Metals by EPA Method 200.8				Batch ID: 16430		Analyst: TN
Copper	1,200	0.500		µg/L	1	3/10/2017 9:42:48 PM

Lab ID: 1703045-014 **Collection Date:** 3/4/2017 9:00:00 AM
Client Sample ID: **CVE3417-P-CDF-34** **Matrix:** Drinking Water

Analyses	Result	RL	Qual	Units	DF	Date Analyzed
Drinking Water Metals by EPA Method 200.8				Batch ID: 16430		Analyst: TN
Copper	672	0.500		µg/L	1	3/10/2017 9:46:50 PM

Analytical Report

Work Order: **1703045**
Date Reported: **3/13/2017**

CLIENT: Fulcrum Environmental
Project: Kennewick SD Drinking Water - Canyon View Elementary

Lab ID: 1703045-015 **Collection Date:** 3/4/2017 9:00:00 AM
Client Sample ID: **CVE3417-P-CF-42** **Matrix:** Drinking Water

Analyses	Result	RL	Qual	Units	DF	Date Analyzed
Drinking Water Metals by EPA Method 200.8				Batch ID: 16430		Analyst: TN
Copper	940	0.500		µg/L	1	3/10/2017 9:50:52 PM

Work Order: 1703045
CLIENT: Fulcrum Environmental
Project: Kennewick SD Drinking Water - Canyon Vie

QC SUMMARY REPORT

Drinking Water Metals by EPA Method 200.8

Sample ID	**MB-16430**	SampType:	**MBLK**	Units:	**µg/L**	Prep Date:	**3/6/2017**	RunNo:	**34877**
Client ID:	**MBLKW**	Batch ID:	**16430**			Analysis Date:	**3/10/2017**	SeqNo:	**665991**

Analyte	Result	RL	SPK value	SPK Ref Val	%REC	LowLimit	HighLimit	RPD Ref Val	%RPD	RPDLimit	Qual
Copper	ND	0.500									

Sample ID	**LCS-16430**	SampType:	**LCS**	Units:	**µg/L**	Prep Date:	**3/6/2017**	RunNo:	**34877**
Client ID:	**LCSW**	Batch ID:	**16430**			Analysis Date:	**3/10/2017**	SeqNo:	**665992**

Analyte	Result	RL	SPK value	SPK Ref Val	%REC	LowLimit	HighLimit	RPD Ref Val	%RPD	RPDLimit	Qual
Copper	91.3	0.500	100.0	0	91.3	85	115				

Sample ID	**1703045-001ADUP**	SampType:	**DUP**	Units:	**µg/L**	Prep Date:	**3/6/2017**	RunNo:	**34877**
Client ID:	**CVE3417-P-KF-02**	Batch ID:	**16430**			Analysis Date:	**3/10/2017**	SeqNo:	**665994**

Analyte	Result	RL	SPK value	SPK Ref Val	%REC	LowLimit	HighLimit	RPD Ref Val	%RPD	RPDLimit	Qual
Copper	821	0.500						881.8	7.10	30	

Sample ID	**1703045-001AMS**	SampType:	**MS**	Units:	**µg/L**	Prep Date:	**3/6/2017**	RunNo:	**34877**
Client ID:	**CVE3417-P-KF-02**	Batch ID:	**16430**			Analysis Date:	**3/10/2017**	SeqNo:	**665995**

Analyte	Result	RL	SPK value	SPK Ref Val	%REC	LowLimit	HighLimit	RPD Ref Val	%RPD	RPDLimit	Qual
Copper	1,010	0.500	200.0	881.8	66.6	70	130				S

NOTES:
S - Outlying spike recovery(ies) observed. A duplicate analysis was performed and recovered within range.

Sample ID	**1703045-001AMSD**	SampType:	**MSD**	Units:	**µg/L**	Prep Date:	**3/6/2017**	RunNo:	**34877**
Client ID:	**CVE3417-P-KF-02**	Batch ID:	**16430**			Analysis Date:	**3/10/2017**	SeqNo:	**665998**

Analyte	Result	RL	SPK value	SPK Ref Val	%REC	LowLimit	HighLimit	RPD Ref Val	%RPD	RPDLimit	Qual
Copper	1,060	0.500	200.0	881.8	90.8	70	130	1,015	4.66	30	

Sample Log-In Check List

Client Name:	**FE**	Work Order Number:	**1703045**
Logged by:	**Erica Silva**	Date Received:	**3/6/2017 8:54:00 AM**

Chain of Custody

1.	Is Chain of Custody complete?	Yes ☑	No ☐	Not Present ☐
2.	How was the sample delivered?	FedEx		

Log In

3.	Coolers are present?	Yes ☑	No ☐	NA ☐
4.	Shipping container/cooler in good condition?	Yes ☑	No ☐	
5.	Custody Seals present on shipping container/cooler? (Refer to comments for Custody Seals not intact)	Yes ☐	No ☑	Not Required ☐
6.	Was an attempt made to cool the samples?	Yes ☑	No ☐	NA ☐
7.	Were all items received at a temperature of >0°C to 10.0°C*	Yes ☑	No ☐	NA ☐
8.	Sample(s) in proper container(s)?	Yes ☑	No ☐	
9.	Sufficient sample volume for indicated test(s)?	Yes ☑	No ☐	
10.	Are samples properly preserved?	Yes ☑	No ☐	
11.	Was preservative added to bottles?	Yes ☑	No ☐	NA ☐ HNO3
12.	Is there headspace in the VOA vials?	Yes ☐	No ☐	NA ☑
13.	Did all samples containers arrive in good condition(unbroken)?	Yes ☑	No ☐	
14.	Does paperwork match bottle labels?	Yes ☑	No ☐	
15.	Are matrices correctly identified on Chain of Custody?	Yes ☑	No ☐	
16.	Is it clear what analyses were requested?	Yes ☑	No ☐	
17.	Were all holding times able to be met?	Yes ☑	No ☐	

Special Handling (if applicable)

18.	Was client notified of all discrepancies with this order?	Yes ☐	No ☐	NA ☑

Person Notified: _____ Date _____

By Whom: _____ Via: ☐ eMail ☐ Phone ☐ Fax ☐ In Person

Regarding: _____

Client Instructions: _____

19. Additional remarks:

HNO3 added to 009A, 010A, 012A, 013A

Item Information

Item #	Temp ºC
Cooler	4.3
Sample	2.8

* Note: DoD/ELAP and TNI require items to be received at 4°C +/- 2°C

Chain of Custody Record and Laboratory Services Agreement

Fremont Analytical

3600 Fremont Ave N. *Tel: 206-352-3790*
Seattle, WA 98103 *Fax: 206-352-7178*

Date: 3/4/2017 *Laboratory Project No (internal):* 1703045

Page: 1 of: 2

Client: Fulcrum Environmental Consulting
Address: 406 North Second Street
City, State, Zip: Yakima, WA, 98901
Telephone: 509.574.0839 **Fax:** 509.575.8453

Project Name: Kennewick SD Drinking Water - Canyon View Elementary
Project No: 162017.27 **Collected by:**
Location: Canyon View Elementary, Kennewick, WA
Report To (PM): Ryan Mathews
PM Email: rmathews@efulcrum.net; cc:aenbysk@efulcrum.net

*Matrix Codes: A = Air, AQ = Aqueous, B = Bulk, O = Other, P = Product, S = Soil, SD = Sediment, SL = Solid, W = Water, DW = Drinking Water, GW = Ground Water, SW = Storm Water, WW = Waste Water

	Sample Name	Sample Date	Sample Time	Sample Type (Matrix)*	VOCs (EPA 8260 / 624)	GX/BTEX	BTEX	Gasoline Range Organics (GX)	Hydrocarbon Identification (HCID)	Diesel/Heavy Oil Range Organics (DX)	SVOCs (EPA 8270 / 625)	PAHs (EPA 8270 - SIM)	PCBs (EPA 8082 / 608)	Metals** (EPA 6020 / 200.8)	Total (T) | Dissolved (D)	Anions (IC)***	EDB (8011)	Preserved w/ HNO3	Comments
1	CVE3417-P-KF-12	3/4/2017	9AM	DW									X					Y	
2	" -P-WC-7																	Y	
3	" -P-WC-8																	Y	
4	" -P-OF-19																	X	
5	" -P-OF-20																	Y	
6	" -P-OF-26																	Y	
7	" -P-OF-27																	Y	
8	" -P-OF-33																	X	
9	" -S-OF-33																		Hold
10	" -T-OF-33																		Hold

**Metals Analysis (Circle): MTCA-5 RCRA-8 Priority Pollutants TAL *Individual:* Ag Al As B Ba Be Ca Cd Co Cr Cu Fe Hg K Mg Mn Mo Na Ni Pb Sb Se Sr Sn Ti Tl U V Zn

***Anions (Circle): Nitrate Nitrite Chloride Sulfate Bromide O-Phosphate Fluoride Nitrate+Nitrite

Turn-around times for samples received after 4:00pm will begin on the following business day.

Special Remarks: Preserve all Unpreserved

TAT ASAP

Sample Disposal: ☐ Return to Client ☐ Disposal by Lab (Samples will be held for 30 days unless otherwise noted. A fee may be assessed if samples are retained after 30 days.)

I represent that I am authorized to enter into this Agreement with Fremont Analytical on behalf of the Client named above, that I have verified Client's agreement to each of the terms on the front and backside of this Agreement.

Relinquished	Date/Time	Received	Date/Time
x Nathan K	3/4/17 11M	x	3/6/17 0454
x		x	

TAT → SameDay^ NextDay^ 2 Day 3 Day STD

^Please coordinate with the lab in advance

Chain of Custody Record and Laboratory Services Agreement

Fremont Analytical

3600 Fremont Ave N. *Tel: 206-352-3790*
Seattle, WA 98103 *Fax: 206-352-7178*

Date: 3/4/2017 *Laboratory Project No (internal):* 1703045

Page: 2 of: 2

Client: Fulcrum Environmental Consulting
Address: 406 North Second Street
City, State, Zip: Yakima, WA, 98901
Telephone: 509.574.0839 **Fax:** 509.575.8453

Project Name: Kennewick SD Drinking Water - Canyon View Elementary
Project No: 162017.27 **Collected by:**
Location: Canyon View Elementary, Kennewick, WA
Report To (PM): Ryan Mathews
PM Email: rmathews@efulcrum.net; cc:aenbysk@efulcrum.net

*Matrix Codes: A = Air, AQ = Aqueous, B = Bulk, O = Other, P = Product, S = Soil, SD = Sediment, SL = Solid, W = Water, DW = Drinking Water, GW = Ground Water, SW = Storm Water, WW = Waste Water

	Sample Name	Sample Date	Sample Time	Sample Type (Matrix)*	VOCs (EPA 8260 / 624)	GX/BTEX	BTEX	Gasoline Range Organics (GX)	Hydrocarbon Identification (HCID)	Diesel/Heavy Oil Range Organics (DX)	SVOCs (EPA 8270 / 625)	PAHs (EPA 8270 - SIM)	PCBs (EPA 8082 / 608)	Metals** (EPA 6020 / 200.8)	Total (T) | Dissolved (D)	Anions (IC)***	EDB (8011)		preserved w/HNO3	Comments
1	CVE3417-P-CF-44	3/4/2017	9AM	DW									X						X	
2	" -S-CF-44	3/4/17																		Hold
3	" -T-CF-44																			Hold
4	" -P-CF-~~48~~47												X						X	
5	-P-CF-48												X						X	
6																				
7																				
8																				
9																				
10																				

**Metals Analysis (Circle): MTCA-5 RCRA-8 Priority Pollutants TAL *Individual:* Ag Al As B Ba Be Ca Cd Co Cr (Cu) Fe Hg K Mg Mn Mo Na Ni Pb Sb Se Sr Sn Ti Tl U V Zn

***Anions (Circle): Nitrate Nitrite Chloride Sulfate Bromide O-Phosphate Fluoride Nitrate+Nitrite

Turn-around times for samples received after 4:00pm will begin on the following business day.

Special Remarks: See Page 1

Sample Disposal: ☐ Return to Client ☐ Disposal by Lab (Samples will be held for 30 days unless otherwise noted. A fee may be assessed if samples are retained after 30 days.)

I represent that I am authorized to enter into this Agreement with Fremont Analytical on behalf of the Client named above, that I have verified Client's agreement to each of the terms on the front and backside of this Agreement.

Relinquished	Date/Time	Received	Date/Time
x		x	3/6/17 0854
Relinquished	Date/Time	Received	Date/Time
x		x	

TAT → SameDay^ NextDay^ 2 Day 3 Day STD

^Please coordinate with the lab in advance

Chain of Custody Record and Laboratory Services Agreement

Fremont Analytical
3600 Fremont Ave N.
Seattle, WA 98103
Tel: 206-352-3790
Fax: 206-352-7178

Date: 3/4/2017
Laboratory Project No (internal): 1703045
Page: 1 of: 2

Project Name: Kennewick SD Drinking Water - Canyon View Elementary
Project No: 162017.27
Collected by:
Location: Canyon View Elementary, Kennewick, WA
Report To (PM): Ryan Mathews
PM Email: rmathews@efulcrum.net; cc:aenbysk@efulcrum.net

Client: Fulcrum Environmental Consulting
Address: 406 North Second Street
City, State, Zip: Yakima, WA, 98901
Telephone: 509.574.0839 Fax: 509.575.8453

*Matrix Codes: A = Air, AQ = Aqueous, B = Bulk, O = Other, P = Product, S = Soil, SD = Sediment, SL = Solid, W = Water, DW = Drinking Water, GW = Ground Water, SW = Storm Water, WW = Waste Water

	Sample Name	Sample Date	Sample Time	Sample Type (Matrix)*	VOCs (EPA 8260 / 624)	GX/BTEX	BTEX	Gasoline Range Organics (GX)	Hydrocarbon Identification (HCID)	Diesel/Heavy Oil Range Organics (DX)	SVOCs (EPA 8270 / 625)	PAHs (EPA 8270 - SIM)	PCBs (EPA 8082 / 608)	Metals** (EPA 6020 / 200.8)	Total (T) | Dissolved (D)	Anions (IC)***	EDB (8011)				Preserved w/ HNO3	Comments
1	CVE3417-P-KF-~~12~~02	3/4/2017	9AM	DW										X							X	NB 3/6/17
2	" -P-WC-7																				X	
3	" -P-WC-8																				X	
4	" -P-ODF-19																				X	
5	" -P-CF-20																				X	
6	" -P-CDF-26																				X	
7	" -P-OF-27																				X	
8	" -P-OF-33																				X	
9	" -S-OF-33																					Hold
10	" -T-OF-33																					Hold

**Metals Analysis (Circle): MTCA-5 RCRA-8 Priority Pollutants TAL *Individual:* Ag Al As B Ba Be Ca Cd Co Cr Cu Fe Hg K Mg Mn Mo Na Ni Pb Sb Se Sr Sn Ti Tl U V Zn

***Anions (Circle): Nitrate Nitrite Chloride Sulfate Bromide O-Phosphate Fluoride Nitrate+Nitrite

Sample Disposal: ☐ Return to Client ☐ Disposal by Lab (Samples will be held for 30 days unless otherwise noted. A fee may be assessed if samples are retained after 30 days.)

Turn-around times for samples received after 4:00pm will begin on the following business day.

Special Remarks: Preserve all Unpreserved
TAT ASAP

I represent that I am authorized to enter into this Agreement with Fremont Analytical on behalf of the Client named above, that I have verified Client's agreement to each of the terms on the front and backside of this Agreement.

Relinquished	Date/Time	Received	Date/Time
x Nathan K[illegible]	3/4/17 11M	x [illegible]	3/6/17 0454
x		x	

TAT → SameDay^ NextDay^ 2 Day 3 Day STD
^Please coordinate with the lab in advance

Distribution: White - Lab, Yellow - File, Pink - Originator

www.fremontanalytical.com

Chain of Custody Record and Laboratory Services Agreement

Fremont Analytical

3600 Fremont Ave N.
Seattle, WA 98103
Tel: 206-352-3790
Fax: 206-352-7178

Date: 3/4/2017
Laboratory Project No (internal): 1703045
Page: 2 of: 2

Client: Fulcrum Environmental Consulting
Address: 406 North Second Street
City, State, Zip: Yakima, WA, 98901
Telephone: 509.574.0839 Fax: 509.575.8453

Project Name: Kennewick SD Drinking Water - Canyon View Elementary
Project No: 162017.27 Collected by:
Location: Canyon View Elementary, Kennewick, WA
Report To (PM): Ryan Mathews
PM Email: rmathews@efulcrum.net; cc:aenbysk@efulcrum.net

*Matrix Codes: A = Air, AQ = Aqueous, B = Bulk, O = Other, P = Product, S = Soil, SD = Sediment, SL = Solid, W = Water, DW = Drinking Water, GW = Ground Water, SW = Storm Water, WW = Waste Water

	Sample Name	Sample Date	Sample Time	Sample Type (Matrix)*	VOCs (EPA 8260 / 624)	GX/BTEX	BTEX	Gasoline Range Organics (GX)	Hydrocarbon Identification (HCID)	Diesel/Heavy Oil Range Organics (DX)	SVOCs (EPA 8270 / 625)	PAHs (EPA 8270 - SIM)	PCBs (EPA 8082 / 608)	Metals** (EPA 6020 / 200.8)	Total (T) | Dissolved (D)	Anions (IC)***	EDB (8011)	Preserved w/ HNO3	Comments
1	CVE3417-P-CF-44	3/4/2017	9AM	DW										X				X	
2	~~" -S-CF-44~~	~~3/4/17~~																	Hold NB 3/6/17
3	~~" -T-CF-44~~																		Hold NB 3/6/17
4	" -P-CF-~~48~~ 47													X				X	
5	" -P-CF-48													X				X	
6	CVE3417-P-CDF-34													X				X	NB 3/6/17
7	CVE3417-P-CF-42													X				X	NB 3/6/17
8	CVE3417-S-CF-42																		Hold - NB 3/6/17
9	CVE3417-T-CF-42																		Hold NB 3/6/17
10																			

**Metals Analysis (Circle): MTCA-5 RCRA-8 Priority Pollutants TAL *Individual:* Ag Al As B Ba Be Ca Cd Co Cr (Cu) Fe Hg K Mg Mn Mo Na Ni Pb Sb Se Sr Sn Ti Tl U V Zn

***Anions (Circle): Nitrate Nitrite Chloride Sulfate Bromide O-Phosphate Fluoride Nitrate+Nitrite

Sample Disposal: ☐ Return to Client ☐ Disposal by Lab (Samples will be held for 30 days unless otherwise noted. A fee may be assessed if samples are retained after 30 days.)

Turn-around times for samples received after 4:00pm will begin on the following business day.

Special Remarks: See Page 1

I represent that I am authorized to enter into this Agreement with Fremont Analytical on behalf of the Client named above, that I have verified Client's agreement to each of the terms on the front and backside of this Agreement.

Relinquished	Date/Time	Received	Date/Time
x		x	3/6/17 0854
Relinquished	Date/Time	Received	Date/Time
x		x	

TAT → SameDay^ NextDay^ 2 Day 3 Day STD
^Please coordinate with the lab in advance

Chain of Custody Record and Laboratory Services Agreement

Fremont Analytical

3600 Fremont Ave N.
Seattle, WA 98103
Tel: 206-352-3790
Fax: 206-352-7178

Date: 3/4/2017 Laboratory Project No (internal): 1703045

Page: 1 of: 2

Client: Fulcrum Environmental Consulting
Address: 406 North Second Street
City, State, Zip: Yakima, WA, 98901
Telephone: 509.574.0839 Fax: 509.575.8453

Project Name: Kennewick SD Drinking Water - Canyon View Elementary
Project No: 162017.27 Collected by:
Location: Canyon View Elementary, Kennewick, WA
Report To (PM): Ryan Mathews
PM Email: rmathews@efulcrum.net; cc:aenbysk@efulcrum.net

*Matrix Codes: A = Air, AQ = Aqueous, B = Bulk, O = Other, P = Product, S = Soil, SD = Sediment, SL = Solid, W = Water, DW = Drinking Water, GW = Ground Water, SW = Storm Water, WW = Waste Water

	Sample Name	Sample Date	Sample Time	Sample Type (Matrix)*	VOCs (EPA 8260 / 624)	GX/BTEX	BTEX	Gasoline Range Organics (GX)	Hydrocarbon Identification (HCID)	Diesel/Heavy Oil Range Organics (DX)	SVOCs (EPA 8270 / 625)	PAHs (EPA 8270 - SIM)	PCBs (EPA 8082 / 608)	Metals** (EPA 6020 / 200.8)	Total (T) | Dissolved (D)	Anions (IC)***	EDB (8011)		Hexavalent Cr | TAT ASAP	Comments
1	CVE3417-P-KF-1202	3/4/2017	9AM	DW										X					7	NB 3/6/17
2	" -P-UC-7																		X	
3	" -P-UC-8																		X	
4	" -P-OF-19																		X	
5	" -P-CP-20																		X	
6	" -P-COF-26																		X	
7	" -P-OF-27																		X	
8	" -P-OF-33																		X	
9	" -S-OF-33																			Hold
10	" -T-OF-33																			Hold

**Metals Analysis (Circle): MTCA-5 RCRA-8 Priority Pollutants TAL *Individual:* Ag Al As B Ba Be Ca Cd Co Cr Cu Fe Hg K Mg Mn Mo Na Ni Pb Sb Se Sr Sn Ti Tl U V Zn

***Anions (Circle): Nitrate Nitrite Chloride Sulfate Bromide O-Phosphate Fluoride Nitrate+Nitrite

Turn-around times for samples received after 4:00pm will begin on the following business day.

Special Remarks: Preserve all Unpreserved

TAT ASAP

Sample Disposal: ☐ Return to Client ☐ Disposal by Lab (Samples will be held for 30 days unless otherwise noted. A fee may be assessed if samples are retained after 30 days.)

I represent that I am authorized to enter into this Agreement with Fremont Analytical on behalf of the Client named above, that I have verified Client's agreement to each of the terms on the front and backside of this Agreement.

Relinquished	Date/Time	Received	Date/Time
x [signature]	3/4/17 11M	x [signature]	3/6/17 0454
Relinquished	Date/Time	Received	Date/Time
x		x	

TAT → SameDay^ NextDay^ 2 Day 3 Day STD

^Please coordinate with the lab in advance

Distribution: White - Lab, Yellow - File, Pink - Originator

Chain of Custody Record and Laboratory Services Agreement

Fremont Analytical

3600 Fremont Ave N.
Seattle, WA 98103
Tel: 206-352-3790
Fax: 206-352-7178

Date: 3/4/2017 Laboratory Project No (internal): 1703045

Page: 2 of: 2

Client: Fulcrum Environmental Consulting
Address: 406 North Second Street
City, State, Zip: Yakima, WA, 98901
Telephone: 509.574.0839 Fax: 509.575.8453

Project Name: Kennewick SD Drinking Water - Canyon View Elementary
Project No: 162017.27 Collected by:
Location: Canyon View Elementary, Kennewick, WA
Report To (PM): Ryan Mathews
PM Email: rmathews@efulcrum.net; cc:aenbysk@efulcrum.net

*Matrix Codes: A = Air, AQ = Aqueous, B = Bulk, O = Other, P = Product, S = Soil, SD = Sediment, SL = Solid, W = Water, DW = Drinking Water, GW = Ground Water, SW = Storm Water, WW = Waste Water

	Sample Name	Sample Date	Sample Time	Sample Type (Matrix)*	VOCs (EPA 8260 / 624)	GX/BTEX	BTEX	Gasoline Range Organics (GX)	Hydrocarbon Identification (HCID)	Diesel/Heavy Oil Range Organics (DX)	SVOCs (EPA 8270 / 625)	PAHs (EPA 8270 - SIM)	PCBs (EPA 8082 / 608)	Metals** (EPA 6020 / 200.8)	Total (T) | Dissolved (D)	Anions (IC)***	EDB (8011)	Preserved w/ HNO3	Comments
1	CVE3417-P-CF-44	3/4/2017	9AM	DW									X					X	
2	" -S-CF-44	3/4/17																	Hold NB 3/6/17
3	" -T-CF-44																		Hold NB 3/6/17
4	" -P-CF-45 ~~46~~ 47												X					X	
5	" -P-CF-48	↓	↓	↓									X					X	
6	CVE3417-P-CDF-34												X					X	NB 3/6/17
7	CVE3417-P-CF-42												X					X	NB 3/6/17
8	CVE3417-S-CF-42																		Hold - NB 3/6/17
9	CVE3417-T-CF-42	↓	↓	↓															Hold NB 3/6/17
10																			

**Metals Analysis (Circle): MTCA-5 RCRA-8 Priority Pollutants TAL Individual: Ag Al As B Ba Be Ca Cd Co Cr (Cu) Fe Hg K Mg Mn Mo Na Ni Pb Sb Se Sr Sn Ti Tl U V Zn

***Anions (Circle): Nitrate Nitrite Chloride Sulfate Bromide O-Phosphate Fluoride Nitrate+Nitrite

Sample Disposal: ☐ Return to Client ☐ Disposal by Lab (Samples will be held for 30 days unless otherwise noted. A fee may be assessed if samples are retained after 30 days.)

Turn-around times for samples received after 4:00pm will begin on the following business day.

Special Remarks: See Page 1

I represent that I am authorized to enter into this Agreement with Fremont Analytical on behalf of the Client named above, that I have verified Client's agreement to each of the terms on the front and backside of this Agreement.

Relinquished	Date/Time	Received	Date/Time
x		x	
Relinquished	Date/Time	Received	Date/Time
x		x	

3/6/17 0854

TAT → SameDay^ NextDay^ 2 Day 3 Day STD

^Please coordinate with the lab in advance

3600 Fremont Ave. N.
Seattle, WA 98103
T: (206) 352-3790
F: (206) 352-7178
info@fremontanalytical.com

Fulcrum Environmental
Ryan Mathews
406 N. 2nd Street
Yakima, WA 98901

RE: Kennewick SD Drinking Water - Canyon View
Work Order Number: 1703214

March 21, 2017

Attention Ryan Mathews:

Fremont Analytical, Inc. received 5 sample(s) on 3/20/2017 for the analyses presented in the following report.

Drinking Water Metals by EPA Method 200.8

This report consists of the following:

- Case Narrative
- Analytical Results
- Applicable Quality Control Summary Reports
- Chain of Custody

All analyses were performed consistent with the Quality Assurance program of Fremont Analytical, Inc. Please contact the laboratory if you should have any questions about the results.

Thank you for using Fremont Analytical.

Sincerely,

Chelsea Ward
Project Manager

CC:
Amanda Enbysk

Date: *03/21/2017*

CLIENT: Fulcrum Environmental
Project: Kennewick SD Drinking Water - Canyon Vie
Work Order: 1703214

Work Order Sample Summary

Lab Sample ID	Client Sample ID	Date/Time Collected	Date/Time Received
1703214-001	CVE31817-P-CDF-04	03/20/2017 9:00 AM	03/20/2017 9:00 AM
1703214-002	CVE31817-S-CDF-04	03/20/2017 9:00 AM	03/20/2017 9:00 AM
1703214-003	CVE31817-T-CDF-04	03/20/2017 9:00 AM	03/20/2017 9:00 AM
1703214-004	CVE31817-P-OF-47	03/20/2017 9:00 AM	03/20/2017 9:00 AM
1703214-005	CVE31817-P-CF-48	03/20/2017 9:00 AM	03/20/2017 9:00 AM

Case Narrative

WO#: **1703214**
Date: **3/21/2017**

CLIENT: Fulcrum Environmental
Project: Kennewick SD Drinking Water - Canyon View

WorkOrder Narrative:
I. SAMPLE RECEIPT:
Samples receipt information is recorded on the attached Sample Receipt Checklist.

II. GENERAL REPORTING COMMENTS:
Results are reported on a wet weight basis unless dry-weight correction is denoted in the units field on the analytical report ("mg/kg-dry" or "ug/kg-dry").

Matrix Spike (MS) and MS Duplicate (MSD) samples are tested from an analytical batch of "like" matrix to check for possible matrix effect. The MS and MSD will provide site specific matrix data only for those samples which are spiked by the laboratory. The sample chosen for spike purposes may or may not have been a sample submitted in this sample delivery group. The validity of the analytical procedures for which data is reported in this analytical report is determined by the Laboratory Control Sample (LCS) and the Method Blank (MB). The LCS and the MB are processed with the samples and the MS/MSD to ensure method criteria are achieved throughout the entire analytical process.

III. ANALYSES AND EXCEPTIONS:
Exceptions associated with this report will be footnoted in the analytical results page(s) or the quality control summary page(s) and/or noted below.

Prep Sample Comments:
1703214-001A 211571: Prep Comments for EPA200.8, Sample 1703214-001A: 0.01 NTU
1703214-004A 211572: Prep Comments for EPA200.8, Sample 1703214-004A: 0.15 NTU
1703214-005A 211573: Prep Comments for EPA200.8, Sample 1703214-005A: 0.01 NTU

Qualifiers:

* - Flagged value is not within established control limits
B - Analyte detected in the associated Method Blank
D - Dilution was required
E - Value above quantitation range
H - Holding times for preparation or analysis exceeded
I - Analyte with an internal standard that does not meet established acceptance criteria
J - Analyte detected below Reporting Limit
N - Tentatively Identified Compound (TIC)
Q - Analyte with an initial or continuing calibration that does not meet established acceptance criteria (<20%RSD, <20% Drift or minimum RRF)
S - Spike recovery outside accepted recovery limits
ND - Not detected at the Reporting Limit
R - High relative percent difference observed

Acronyms:

%Rec - Percent Recovery
CCB - Continued Calibration Blank
CCV - Continued Calibration Verification
DF - Dilution Factor
HEM - Hexane Extractable Material
ICV - Initial Calibration Verification
LCS/LCSD - Laboratory Control Sample / Laboratory Control Sample Duplicate
MB or MBLANK - Method Blank
MDL - Method Detection Limit
MS/MSD - Matrix Spike / Matrix Spike Duplicate
PDS - Post Digestion Spike
Ref Val - Reference Value
RL - Reporting Limit
RPD - Relative Percent Difference
SD - Serial Dilution
SGT - Silica Gel Treatment
SPK - Spike
Surr - Surrogate

CLIENT: Fulcrum Environmental
Project: Kennewick SD Drinking Water - Canyon View

Lab ID: 1703214-001 **Collection Date:** 3/20/2017 9:00:00 AM
Client Sample ID: **CVE31817-P-CDF-04** **Matrix:** Drinking Water

Analyses	Result	RL	Qual	Units	DF	Date Analyzed
Drinking Water Metals by EPA Method 200.8				Batch ID: 16542		Analyst: TN
Copper	972	0.500		µg/L	1	3/21/2017 12:40:41 PM

Lab ID: 1703214-004 **Collection Date:** 3/20/2017 9:00:00 AM
Client Sample ID: **CVE31817-P-OF-47** **Matrix:** Drinking Water

Analyses	Result	RL	Qual	Units	DF	Date Analyzed
Drinking Water Metals by EPA Method 200.8				Batch ID: 16542		Analyst: TN
Copper	ND	0.500		µg/L	1	3/21/2017 12:44:42 PM

Lab ID: 1703214-005 **Collection Date:** 3/20/2017 9:00:00 AM
Client Sample ID: **CVE31817-P-CF-48** **Matrix:** Drinking Water

Analyses	Result	RL	Qual	Units	DF	Date Analyzed
Drinking Water Metals by EPA Method 200.8				Batch ID: 16542		Analyst: TN
Copper	1,380	0.500		µg/L	1	3/21/2017 12:56:48 PM

Work Order: 1703214
CLIENT: Fulcrum Environmental
Project: Kennewick SD Drinking Water - Canyon Vie

QC SUMMARY REPORT

Drinking Water Metals by EPA Method 200.8

Sample ID	**MB-16542**	SampType:	**MBLK**			Units:	**µg/L**	Prep Date:	**3/20/2017**	RunNo:	**35065**	
Client ID:	**MBLKW**	Batch ID:	**16542**					Analysis Date:	**3/21/2017**	SeqNo:	**670309**	
Analyte		Result	RL	SPK value	SPK Ref Val	%REC	LowLimit	HighLimit	RPD Ref Val	%RPD	RPDLimit	Qual
Copper		ND	0.500									

Sample ID	**LCS-16542**	SampType:	**LCS**			Units:	**µg/L**	Prep Date:	**3/20/2017**	RunNo:	**35065**	
Client ID:	**LCSW**	Batch ID:	**16542**					Analysis Date:	**3/21/2017**	SeqNo:	**670310**	
Analyte		Result	RL	SPK value	SPK Ref Val	%REC	LowLimit	HighLimit	RPD Ref Val	%RPD	RPDLimit	Qual
Copper		105	0.500	100.0	0	105	85	115				

Sample ID	**1703211-007ADUP**	SampType:	**DUP**			Units:	**µg/L**	Prep Date:	**3/20/2017**	RunNo:	**35065**	
Client ID:	**BATCH**	Batch ID:	**16542**					Analysis Date:	**3/21/2017**	SeqNo:	**670312**	
Analyte		Result	RL	SPK value	SPK Ref Val	%REC	LowLimit	HighLimit	RPD Ref Val	%RPD	RPDLimit	Qual
Copper		0.689	0.500						0	200	30	

Sample ID	**1703211-007AMS**	SampType:	**MS**			Units:	**µg/L**	Prep Date:	**3/20/2017**	RunNo:	**35065**	
Client ID:	**BATCH**	Batch ID:	**16542**					Analysis Date:	**3/21/2017**	SeqNo:	**670313**	
Analyte		Result	RL	SPK value	SPK Ref Val	%REC	LowLimit	HighLimit	RPD Ref Val	%RPD	RPDLimit	Qual
Copper		200	0.500	200.0	0	100	70	130				

Sample ID	**1703211-007AMSD**	SampType:	**MSD**			Units:	**µg/L**	Prep Date:	**3/20/2017**	RunNo:	**35065**	
Client ID:	**BATCH**	Batch ID:	**16542**					Analysis Date:	**3/21/2017**	SeqNo:	**670314**	
Analyte		Result	RL	SPK value	SPK Ref Val	%REC	LowLimit	HighLimit	RPD Ref Val	%RPD	RPDLimit	Qual
Copper		213	0.500	200.0	0	106	70	130	200.1	6.16	30	

Sample Log-In Check List

Client Name:	**FE**	Work Order Number:	**1703214**
Logged by:	**Clare Griggs**	Date Received:	**3/20/2017 9:00:00 AM**

Chain of Custody

1.	Is Chain of Custody complete?	Yes ☑	No ☐	Not Present ☐
2.	How was the sample delivered?	FedEx		

Log In

3.	Coolers are present?	Yes ☑	No ☐	NA ☐
4.	Shipping container/cooler in good condition?	Yes ☑	No ☐	
5.	Custody Seals present on shipping container/cooler? (Refer to comments for Custody Seals not intact)	Yes ☐	No ☐	Not Required ☑
6.	Was an attempt made to cool the samples?	Yes ☑	No ☐	NA ☐
7.	Were all items received at a temperature of >0°C to 10.0°C*	Yes ☑	No ☐	NA ☐
8.	Sample(s) in proper container(s)?	Yes ☑	No ☐	
9.	Sufficient sample volume for indicated test(s)?	Yes ☑	No ☐	
10.	Are samples properly preserved?	Yes ☑	No ☐	
11.	Was preservative added to bottles?	Yes ☑	No ☐	NA ☐ HNO3
12.	Is there headspace in the VOA vials?	Yes ☐	No ☐	NA ☑
13.	Did all samples containers arrive in good condition(unbroken)?	Yes ☑	No ☐	
14.	Does paperwork match bottle labels?	Yes ☑	No ☐	
15.	Are matrices correctly identified on Chain of Custody?	Yes ☑	No ☐	
16.	Is it clear what analyses were requested?	Yes ☑	No ☐	
17.	Were all holding times able to be met?	Yes ☑	No ☐	

Special Handling (if applicable)

18.	Was client notified of all discrepancies with this order?	Yes ☐	No ☐	NA ☑

Person Notified: _____ Date _____

By Whom: _____ Via: ☐ eMail ☐ Phone ☐ Fax ☐ In Person

Regarding: _____

Client Instructions: _____

19. Additional remarks:

Item Information

Item #	Temp ºC
Cooler	2.9
Sample	1.9

* Note: DoD/ELAP and TNI require items to be received at 4°C +/- 2°C

Chain of Custody Record and Laboratory Services Agreement

Fremont Analytical
3600 Fremont Ave N.
Seattle, WA 98103
Tel: 206-352-3790
Fax: 206-352-7178

Date: 3/18/2017

Laboratory Project No (internal): 1703214

Page: 1 of: 1

Project Name: Kennewick SP Drinking Water - Canyon View

Project No:

Collected by: Amanda Enbysk

Location: Canyon View

Report To (PM): Ryan Mathews

PM Email: rmathews@efulcrum.net; cc: aenbysk@efulcrum.net

Client: Fulcrum Environmental Consulting

Address: 406 North Second Street

City, State, Zip: Yakima, WA, 98901

Telephone: 509.574.0839 Fax: 509.575.8453

*Matrix Codes: A = Air, AQ = Aqueous, B = Bulk, O = Other, P = Product, S = Soil, SD = Sediment, SL = Solid, W = Water, DW = Drinking Water, GW = Ground Water, SW = Storm Water, WW = Waste Water

	Sample Name	Sample Date	Sample Time	Sample Type (Matrix)*	VOCs (EPA 8260 / 624)	GX/BTEX	BTEX	Gasoline Range Organics (GX)	Hydrocarbon Identification (HCID)	Diesel/Heavy Oil Range Organics (DX)	SVOCs (EPA 8270 / 625)	PAHs (EPA 8270 - SIM)	PCBs (EPA 8082 / 608)	Metals** (EPA 6020 / 200.8) Total (T) | Dissolved (D)	Anions (IC)***	EDB (8011)	Comments
1	CVE 31817-P-CDF-04	3/18/2017	8:30	DW										X			Preserved w/ HNO_3
2	" -S-CDF-04	3/18/17															Hold - unpreserved
3	" -T-CDF-04	3/18/17															Hold - unpreserved
4	" P-OF-47													X			Preserved w/ HNO_3
5	" P-CF-48													X			Preserved w/ HNO_3
6																	
7																	
8																	
9																	
10																	

**Metals Analysis (Circle): MTCA-5 RCRA-8 Priority Pollutants TAL *Individual:* Ag Al As B Ba Be Ca Cd Co Cr (Cu) Fe Hg K Mg Mn Mo Na Ni Pb Sb Se Sr Sn Ti Tl U V Zn

***Anions (Circle): Nitrate Nitrite Chloride Sulfate Bromide O-Phosphate Fluoride Nitrate+Nitrite

Sample Disposal: ☐ Return to Client ☐ Disposal by Lab (Samples will be held for 30 days unless otherwise noted. A fee may be assessed if samples are retained after 30 days.)

Turn-around times for samples received after 4:00pm will begin on the following business day.

Special Remarks: Please Preserve Unpreserved

TAT ASAP

I represent that I am authorized to enter into this Agreement with Fremont Analytical on behalf of the Client named above, that I have verified Client's agreement to each of the terms on the front and backside of this Agreement.

Relinquished	Date/Time	Received	Date/Time
x Nathan Bostrom	3/18/17	x	3/20/2017 0900
x		x	

TAT → SameDay^ NextDay^ 2 Day 3 Day STD

^Please coordinate with the lab in advance