



Comprehension

C. 001

Narrative Text Structure
Character Consideration

Objective

The student will describe characters.


Materials

- ▶ Narrative text
Choose text within students' instructional-independent reading level range.
Choose text that features multiple characters.
- ▶ Student sheet
- ▶ Pencils

Activity

Students compare characters using a graphic organizer.

1. Provide each student with a copy of the text and a student sheet.
2. Students read or review the text.
3. Name the main characters in the story. (Each student selects a different character.)
4. Write the name of the selected character on the student sheet.
5. Describe the selected character by reading the prompts and recording answers.
6. Discuss the answers and how the role of the character contributes to the story.
7. Teacher evaluation



Extensions and Adaptations

- ▶ Use other character maps.
- ▶ Answer questions from a selected character's viewpoint.
- ▶ Describe a situation outside the story and how the character might react to it (e.g., how the character would react to losing a baseball game).

Name _____

Character Consideration

C. 001

Title: _____ Author: _____

Character: _____

Thoughts

Quotes

Actions

Feelings

Goals

Description

What others say about character

Something else important

Name _____

C. 001

Character Consideration

Title: _____ Author: _____

Character: _____

A character analysis template for the first character. It features a jagged starburst shape on the left labeled "Actions". To its right is a cloud-shaped bubble labeled "Thoughts". Below the "Thoughts" bubble is a rounded rectangular box labeled "Trait" with a large number "1" on the left. To the right of the "Thoughts" bubble is a circular bubble labeled "Quotes".

A character analysis template for the second character. It features a jagged starburst shape on the left labeled "Actions". To its right is a cloud-shaped bubble labeled "Thoughts". Below the "Thoughts" bubble is a rounded rectangular box labeled "Trait" with a large number "2" on the left. To the right of the "Thoughts" bubble is a circular bubble labeled "Quotes".

A character analysis template for the third character. It features a jagged starburst shape on the left labeled "Actions". To its right is a cloud-shaped bubble labeled "Thoughts". Below the "Thoughts" bubble is a rounded rectangular box labeled "Trait" with a large number "3" on the left. To the right of the "Thoughts" bubble is a circular bubble labeled "Quotes".

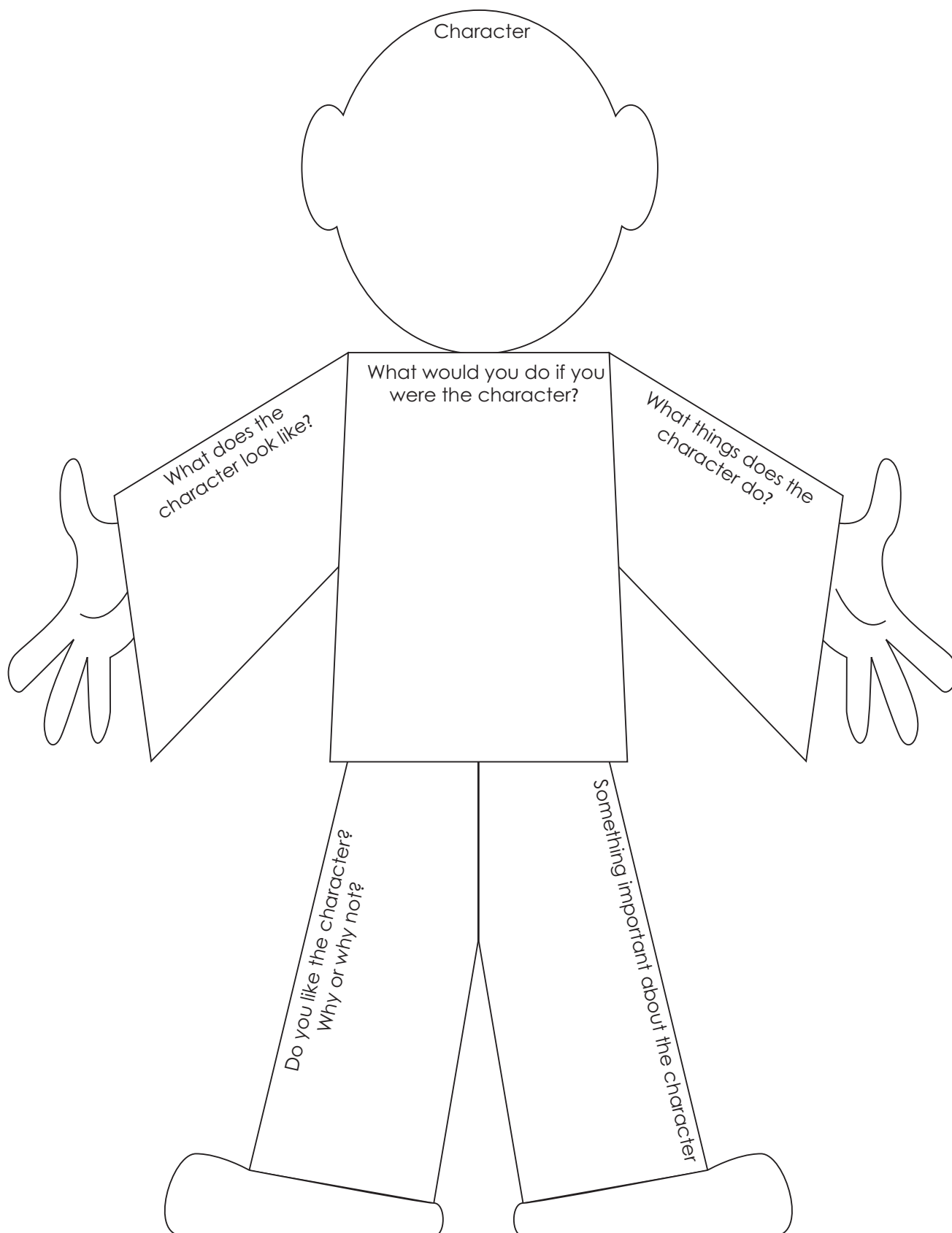
Name _____

Character Consideration

C. 001

Title: _____

Author: _____



Name _____


C.001

Character Consideration

Title: _____ Author: _____

How does the character think and feel about the event or problem?

How does the character feel about the outcome of the event or problem?



How does the character react to the event or problem?
