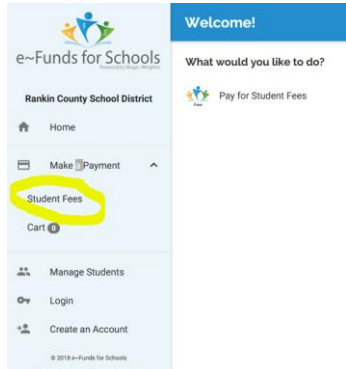


E~Funds

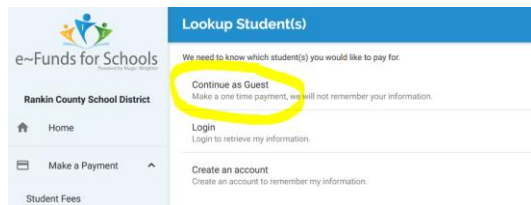
Make a Payment w/out Saving your Credit Card Information:

****Payments made via e~Funds will show on your bank statement as "Rankin County SD"**

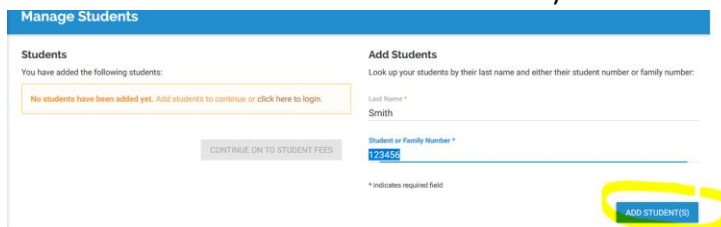
- Click the link for the mobile web site for e~Funds here: [e~Funds Mobile Site](#)
- Click the link on the left "Student Fees"



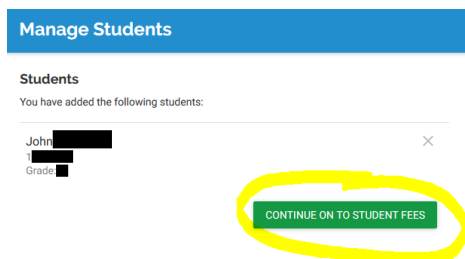
- Select "Continue as Guest"



- Enter the Last Name of your student and the student's MSIS # (leave off any leading zero's – IE: 00123456 will become 123456) and click the Add Students button



- You will see your student's name, MSIS #, and grade level on the screen, Click the Continue On To Student Fees button



- Select your student's name

- You will see your student's fees listed here

Student Fees

John [REDACTED]

[→ BACK TO STUDENTS](#)

Laptop Insurance

18-19 Laptop Usage Fee	Amount
	Amount Due: \$50.00

Student Fee Total: \$0.00

Cart

Subtotal

- Double Click the xx-xx Laptop Usage Fee to add the fee to your cart
 - Click the Begin Checkout button
 - Click "New Credit/Debit Card"
 - Enter your payment information and click the "Add Credit/Debit Card" button
 - Enter your contact information (Name, email, phone, & Billing address) and click Continue
 - Enter your CVV code and confirm your payment information
- **NOTE: there is a \$2.85 charge per \$100 for using the e~Funds online payment system****

Confirm Payment

Method	Credit Card [REDACTED]	EDIT
Date	Today	
Frequency	Once	
Contact	[REDACTED]	EDIT

John [REDACTED] - Laptop Insurance	\$50.00	×
Subtotal	\$50.00	
Convenience Fee	\$2.85	
Total	\$52.65	

Please enter your CVV code to continue:

CVV2 * [REDACTED] _____

By clicking "Pay Now", I confirm the above listed payment is correct, agree to the convenience fee, and acknowledge that I have read and agree to the [terms of service and privacy policy](#).

[PAY NOW](#)

- Once the payment has been processed you will see this screen:
(See next page...)

Thank You!

Payment Method	Credit Card [REDACTED]
----------------	------------------------

One-Time Payment Processed

Reference Number	[REDACTED]
Payment Date	April 27, 2018
Amount	\$52.65

Email Receipt

Email Address [REDACTED]@brcsd.ms

SEND RECEIPT

Create an account!

An account offers the following benefits:

- Faster checkout
- Save your students
- Save your payment information

CREATE MY ACCOUNT

MAKE ANOTHER PAYMENT

- To receive a receipt via email, enter your email address and click the “Send Receipt” button.

*****For assistance please click this link: <https://eps.mvpbanking.com/cgi-bin/efs/login.pl?access=56141>, scroll to the bottom and click Customer Service or call your child’s school. *****