

Serving Line Sales Report

Regional District 18 Schools, CT

Summary


3/1/19 - 2/28/20

School Group	All Schools	Start Date :	3/1/2019
End Date :	2/28/2020	Report Type	Summary
Group By Date	Yes	Group By School	No
OneSheet	false		

Lyme Consolidated School

Serving Line #0

	Breakfast		Lunch		
Student Sales	Quantity	Amount	Quantity	Amount	Combined
Free Reimbursable Meals	0	0.00	1	0.00	0.00
Reduced Reimbursable Meals	0	0.00	0	0.00	0.00
Full Paid Reimbursable Meals	0	0.00	0	0.00	0.00
Reimbursable Meals Subtotals	0	0.00	1	0.00	0.00
A la Carte	0	0.00	2	1.50	1.50
Student Totals		0.00		1.50	1.50
Adult Sales					
Meals	0	0.00	0	0.00	0.00
A la Carte	0	0.00	0	0.00	0.00
Adult Subtotals		0.00		0.00	0.00
Sales Tax		0.00		0.00	0.00
Total Sales		0.00		1.50	1.50



Serving Line Sales Report

Regional District 18 Schools, CT

Summary

3/1/19 - 2/28/20

Lyme Consolidated School

Serving Line #21

	Breakfast		Lunch		
Student Sales	Quantity	Amount	Quantity	Amount	Combined
Free Reimbursable Meals	1198	0.00	3009	0.00	0.00
Reduced Reimbursable Meals	550	165.00	955	380.00	545.00
Full Paid Reimbursable Meals	568	1420.00	7627	22872.50	24292.50
Reimbursable Meals Subtotals	2316	1585.00	11591	23252.50	24837.50
A la Carte	385	313.50	4796	4329.50	4643.00
Student Totals		1898.50		27582.00	29480.50
Adult Sales					
Meals	0	0.00	149	707.75	707.75
A la Carte	25	15.50	2580	2485.00	2500.50
Adult Subtotals		15.50		3192.75	3208.25
Sales Tax		0.00		0.00	0.00
Total Sales		1914.00		30774.75	32688.75

Serving Line Sales Report

Regional District 18 Schools, CT

Summary

3/1/19 - 2/28/20

Lyme-Old Lyme High School

Serving Line #0

	Breakfast		Lunch		
Student Sales	Quantity	Amount	Quantity	Amount	Combined
Free Reimbursable Meals	3	0.00	2	0.00	0.00
Reduced Reimbursable Meals	1	0.30	1	0.40	0.70
Full Paid Reimbursable Meals	4	12.00	27	105.75	117.75
Reimbursable Meals Subtotals	8	12.30	30	106.15	118.45
A la Carte	5	11.50	77	155.75	167.25
Student Totals		23.80		261.90	285.70
Adult Sales					
Meals	2	7.50	16	78.25	85.75
A la Carte	0	0.00	19	39.75	39.75
Adult Subtotals		7.50		118.00	125.50
Sales Tax		0.00		0.00	0.00
Total Sales		31.30		379.90	411.20

Serving Line Sales Report

Regional District 18 Schools, CT

Summary

3/1/19 - 2/28/20

Lyme-Old Lyme High School

Serving Line #41

	Breakfast		Lunch		
Student Sales	Quantity	Amount	Quantity	Amount	Combined
Free Reimbursable Meals	1474	0.00	3324	0.00	0.00
Reduced Reimbursable Meals	91	27.30	799	319.60	346.90
Full Paid Reimbursable Meals	1501	4503.00	10519	41342.25	45845.25
Reimbursable Meals Subtotals	3066	4530.30	14642	41661.85	46192.15
A la Carte	4811	9122.50	27186	49693.25	58815.75
Student Totals		13652.80		91355.10	105007.90
Adult Sales					
Meals	88	330.00	473	2384.75	2714.75
A la Carte	182	226.75	310	613.00	839.75
Adult Subtotals		556.75		2997.75	3554.50
Sales Tax		0.00		0.00	0.00
Total Sales		14209.55		94352.85	108562.40

Serving Line Sales Report

Regional District 18 Schools, CT

Summary

3/1/19 - 2/28/20

Lyme-Old Lyme High School

Serving Line #42

	Breakfast		Lunch		
Student Sales	Quantity	Amount	Quantity	Amount	Combined
Free Reimbursable Meals	6	0.00	2187	0.00	0.00
Reduced Reimbursable Meals	0	0.00	398	159.20	159.20
Full Paid Reimbursable Meals	13	39.00	9381	35359.50	35398.50
Reimbursable Meals Subtotals	19	39.00	11966	35518.70	35557.70
A la Carte	25	44.50	18730	33628.00	33672.50
Student Totals		83.50		69146.70	69230.20
Adult Sales					
Meals	1	3.75	243	1242.00	1245.75
A la Carte	0	0.00	158	282.75	282.75
Adult Subtotals		3.75		1524.75	1528.50
Sales Tax		0.00		0.00	0.00
Total Sales		87.25		70671.45	70758.70

Serving Line Sales Report

Regional District 18 Schools, CT


Summary

3/1/19 - 2/28/20

Lyme-Old Lyme Middle School

Serving Line #0

	Breakfast		Lunch		
Student Sales	Quantity	Amount	Quantity	Amount	Combined
Free Reimbursable Meals	0	0.00	4	0.00	0.00
Reduced Reimbursable Meals	0	0.00	0	0.00	0.00
Full Paid Reimbursable Meals	0	0.00	3	10.50	10.50
Reimbursable Meals Subtotals	0	0.00	7	10.50	10.50
A la Carte	0	0.00	4	7.75	7.75
Student Totals		0.00		18.25	18.25
Adult Sales					
Meals	0	0.00	0	0.00	0.00
A la Carte	0	0.00	0	0.00	0.00
Adult Subtotals		0.00		0.00	0.00
Sales Tax		0.00		0.00	0.00
Total Sales		0.00		18.25	18.25



Serving Line Sales Report

Regional District 18 Schools, CT

Summary

3/1/19 - 2/28/20

Lyme-Old Lyme Middle School

Serving Line #31

	Breakfast		Lunch		
Student Sales	Quantity	Amount	Quantity	Amount	Combined
Free Reimbursable Meals	0	0.00	2464	0.00	0.00
Reduced Reimbursable Meals	0	0.00	440	176.00	176.00
Full Paid Reimbursable Meals	0	0.00	6050	21827.50	21827.50
Reimbursable Meals Subtotals	0	0.00	8954	22003.50	22003.50
A la Carte	0	0.00	11892	19474.50	19474.50
Student Totals		0.00		41478.00	41478.00
Adult Sales					
Meals	0	0.00	287	1363.75	1363.75
A la Carte	0	0.00	103	162.25	162.25
Adult Subtotals		0.00		1526.00	1526.00
Sales Tax		0.00		0.00	0.00
Total Sales		0.00		43004.00	43004.00

Serving Line Sales Report

Regional District 18 Schools, CT

Summary

3/1/19 - 2/28/20

Lyme-Old Lyme Middle School

Serving Line #32

	Breakfast		Lunch		
Student Sales	Quantity	Amount	Quantity	Amount	Combined
Free Reimbursable Meals	0	0.00	1797	0.00	0.00
Reduced Reimbursable Meals	0	0.00	307	122.00	122.00
Full Paid Reimbursable Meals	0	0.00	4800	17286.00	17286.00
Reimbursable Meals Subtotals	0	0.00	6904	17408.00	17408.00
A la Carte	0	0.00	8380	13697.25	13697.25
Student Totals		0.00		31105.25	31105.25
Adult Sales					
Meals	0	0.00	117	556.50	556.50
A la Carte	0	0.00	83	131.50	131.50
Adult Subtotals		0.00		688.00	688.00
Sales Tax		0.00		0.00	0.00
Total Sales		0.00		31793.25	31793.25

Serving Line Sales Report

Regional District 18 Schools, CT

Summary

3/1/19 - 2/28/20

Mile Creek School

Serving Line #0

	Breakfast		Lunch		
Student Sales	Quantity	Amount	Quantity	Amount	Combined
Free Reimbursable Meals	0	0.00	2	0.00	0.00
Reduced Reimbursable Meals	0	0.00	0	0.00	0.00
Full Paid Reimbursable Meals	0	0.00	13	39.00	39.00
Reimbursable Meals Subtotals	0	0.00	15	39.00	39.00
A la Carte	0	0.00	11	7.50	7.50
Student Totals		0.00		46.50	46.50
Adult Sales					
Meals	0	0.00	1	4.75	4.75
A la Carte	0	0.00	1	0.50	0.50
Adult Subtotals		0.00		5.25	5.25
Sales Tax		0.00		0.00	0.00
Total Sales		0.00		51.75	51.75

Serving Line Sales Report

Regional District 18 Schools, CT


Summary

3/1/19 - 2/28/20

Mile Creek School

Serving Line #11

	Breakfast		Lunch		
Student Sales	Quantity	Amount	Quantity	Amount	Combined
Free Reimbursable Meals	0	0.00	6507	0.00	0.00
Reduced Reimbursable Meals	0	0.00	1163	465.20	465.20
Full Paid Reimbursable Meals	0	0.00	12601	37805.00	37805.00
Reimbursable Meals Subtotals	0	0.00	20271	38270.20	38270.20
A la Carte	0	0.00	10163	7580.50	7580.50
Student Totals		0.00		45850.70	45850.70
Adult Sales					
Meals	0	0.00	291	1382.25	1382.25
A la Carte	0	0.00	2145	2110.25	2110.25
Adult Subtotals		0.00		3492.50	3492.50
Sales Tax		0.00		0.00	0.00
Total Sales		0.00		49343.20	49343.20



Serving Line Sales Report

Regional District 18 Schools, CT

Summary

3/1/19 - 2/28/20

Student Sales	Quantity	Amount	Quantity	Amount	Combined
Free Reimbursable Meals	2681	0.00	19297	0.00	0.00
Reduced Reimbursable Meals	642	192.60	4063	1622.40	1815.00
Full Paid Reimbursable Meals	2086	5974.00	51021	176648.00	182622.00
Reimbursable Meals Subtotals	5409	6166.60	74381	178270.40	184437.00
A la Carte	5226	9492.00	81241	128575.50	138067.50
Student Totals		15658.60		306845.90	322504.50
Adult Sales					
Meals	91	341.25	1577	7720.00	8061.25
A la Carte	207	242.25	5399	5825.00	6067.25
Adult Subtotals		583.50		13545.00	14128.50
Sales Tax		0.00		0.00	0.00
Total Sales		16242.10		320390.90	336633.00

