




How To Add Your Work Email to Your Iphone




Step 1: Go to the App Store



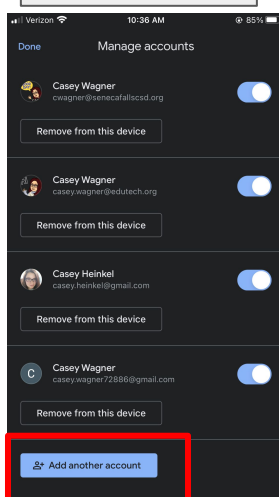
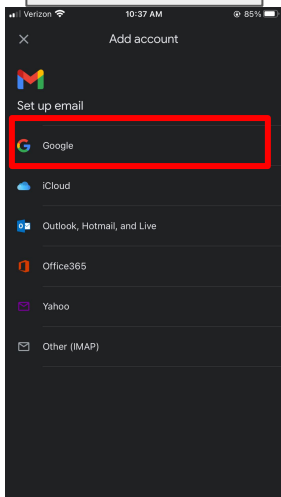
Step 2: Search for and Download the Gmail APP

Step 3: Access the Gmail APP



No prior Google Accounts

Existing Google Accounts



Step 4: If you have never had gmail on your phone you will have a screen that prompts you to add account. **Select Google.**

Note: If you have had other gmail accounts on your iphone you will need to click “add another account” to add your Victor account

Step 5: Sign in with your Victor credentials and complete 2-Step Authentication Process

