

American Rescue Plan (ARP) Act ESSER III-LEA Application

Name of LEA	Johnson County Schools		
Date of Submission	Julv 13. 2021	Original Budget	<input checked="" type="checkbox"/> Amendment #

APPLICATION CONTENTS

- Assurances
- LEA Overall Priorities
- Learning Opportunity Loss Plan
- Use of Funds
- Implementation of Preventive & Mitigation Strategies (Return to In-Person Instruction)
- Learning Opportunity Loss Plan Appendix

ASSURANCES

Select each box within each category of assurances. NOTE: Selecting a checkbox is the digital signature for the specified local education agency (LEA) personnel in the assurance.

<input checked="" type="checkbox"/>	<p>An LEA that receives ARP ESSER funds will develop, submit to the SEA, and make publicly available on the LEA's website, a plan for the LEA's use of ARP ESSER funds. The plan, and any revisions to the plan will be submitted consistent with procedures.</p> <p>The LEA assures that ARP ESSER funds will be used for their intended purposes, including:</p> <ul style="list-style-type: none"> • whether and how they will use the funds specifically for COVID-19 prevention and mitigation strategies, • how the funds will be used to address the academic impact of lost instructional time through the implementation of evidence-based interventions, • and how the LEA will ensure that those interventions respond to the academic, social, emotional, and mental health needs of all students and particularly those students disproportionately impacted by the COVID-19 pandemic.
<input checked="" type="checkbox"/>	<p>The LEA assures, during the period of the ARP ESSER award established in section 2001(a) of the ARP Act the LEA will periodically, but no less frequently than every six months, review and, as appropriate, revise its plan. Consistent with section 2001(i)(2) of the ARP Act, the LEA will seek public comment on the development of its plan, the LEA will seek public input and take such input into account in determining whether to revise its plan and, if it determines revisions are necessary, on the revisions it makes to its plan.</p>
<input checked="" type="checkbox"/>	<p>The LEA assures if they revise their plan, the revised plan will address each of the aspects of safety currently recommended by the CDC or, if the CDC has updated its safety recommendations at the time the LEA is revising its plan, the revised plan will address the extent to which the LEA has adopted policies, and describe any such policies, for each of the updated safety recommendations.</p>
<input checked="" type="checkbox"/>	<p>The LEA assures if a plan has been developed prior to the enactment of the ARP Act that meets the requirements under section 2001(i)(1) and (2) of the ARP Act, but does not address each of the required aspects of safety established in the interim final rule requirement, they will (as part of the required periodic review) revise the plan consistent with these requirements no later than six months after its last review.</p>
<input checked="" type="checkbox"/>	<p>The LEA assures the plan will be in an understandable and uniform format; to the extent practicable, written in a language that parents can understand or, if not practicable, orally translated; and upon request by a parent who is an individual with a disability, provided in an alternative format accessible to that parent.</p>

LEA OVERALL PRIORITIES

Please provide the top 2-3 priorities the LEA has determined as the most pressing needs for students and schools within the LEA as a result or in response to the COVID-19 pandemic. Please include the data sources that illustrate why these are the most critical and/or most widespread needs experienced by students and schools within the LEA.

PRIORITIES	DATA SOURCE
Lesson Learning Loss	At Risk data - attendance, grades, lexile scores, Equity Data
Safe Learning Environment	Attendance, Parent input data, Health Data, grades, SEL needs survey
Continuity of Service (sustainability)	Fund Balance

Learning Opportunity Loss Plan

Purpose

This template should guide district decision making as they plan evidence-based interventions to support accelerated learning opportunities for students impacted by the COVID-19 pandemic. The template follows Georgia's Systems of Continuous Improvement Cycle, with a focus on the Coherent Instruction System.

"Accelerated learning and strong instruction are interdependent. You cannot accelerate learning with poor instructional practices in place, and you cannot have strong instruction if you cannot effectively support unfinished learning. Therefore, it is important to develop your leaders and teachers on the concepts and best practices of accelerated learning and strong instruction."

Embedded within the document are links to guiding questions and research that can support your decisions for interventions and provide guidance for how to implement the interventions.

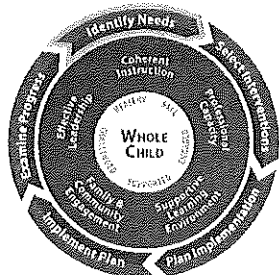
Section Contents

- Identifying Interventions
- Selecting Interventions
- Plan Implementation
- Implement Plan
- Examine Progress

LEA ARP Plan LEA Website Link	https://www.johnson.k12.ga.us/system/index.htm
----------------------------------	---

If the contents of this document are explicitly explained and included within a template created by the LEA and posted on the LEA's website, please include the reference to locate the contents of the plan above.

Identifying Needs



Provide data outlining district-wide learning opportunity loss, the current resources to support extended learning opportunities, and additional resources identified through the needs assessment process. Include data identifying learning opportunity loss among students disproportionately affected by the pandemic and school closures, including low-income students, children with disabilities, English learners, racial and ethnic minorities, students experiencing homelessness, and children and youth in foster care.

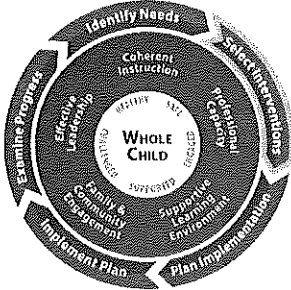
Guiding Questions

Responses

<p>What data needs to be collected and synthesized to determine student needs caused by learning opportunity loss?</p>	<p>Johnson County Schools uses School Climate scores (formative behavioral data including PBIS reports and SEL assessments), Georgia Milestone Assess, GAA, (formative academic data include lexiles scores and benchmarks for Core Content areas), attendance (staff and students), STEM Equity – Math (including CTAE data). and graduation rates (formative data is based on alignment with grades and promotion / retention rates).</p>
<p>Analyze data to identify strengths and challenges and determine outcomes.</p>	<p>Instruction this year was greatly impacted by Covid 19 absenteeism (quarantines). A strength was and is the school climate. For the first time ever, each school most recently achieved a 4 Star Climate Rating. This perhaps positioned the district and each school to be prepared for compassion over compliance. The data is reflective of students and teachers having adapt to a new culture of teaching and learning. 23% of the district 's students transitioned to distance learning. This was impacted by minimal internet availability (small rural district with limited digital access), parents feeling uneasy about supporting students, and teachers having to quickly develop varied approaches to provide digital instruction. With digital learning students equalling 29% at our high school, 14% at our middle school, the greatest weight was felt with the 20% at our elementary school. 51% of the first graders fell below grade level in ELA. The team realized this is the same kindergarten class from last spring when the entire district was virtual distance learning only. Level 1 and Level 2 increased in ELA at the elementary school. Similarly, at the middle school, Level 1 and Level 2 increased in math with high school algebra have a 25% increase in the same levels. The overall graduation rate had started an upward trend, but currently is down 4% with projected continued downward turn.</p>
<p>What are you currently using (interventions, strategies, resources, community partnerships) to address learning opportunity loss?</p>	<p>Current, the school district uses Evidence Based Practices. The Multi-Tier Supports System (MTSS) is in a transitional stage of implementation. Positive Behavioral Interventions and Supports (PBIS) has a strong presence. Standards based classroom have emphasis on literacy across the curriculum and increasing Digital teacher and learning strategies to support differentiated learning. The high school has a credit recovery process. Each school also offer tutorial sessions for remediation based on data.</p>
<p>What data have you collected to know if current efforts have been successful?</p>	<p>Thus far the district in collaboration with each school has collected PBIS reports and SEL assessments, Georgia Milestone Assess, Lexiles scores and benchmarks for Core Content areas, attendance data, STEM Equity – Math (including CTAE data). and grades (failures), graduation rates (including promotion / retention rates).</p>
<p>What data will you collect and analyze to identify ongoing needs?</p>	<p>In addition to deeper analysis of data already collected including subgroup data, the district will include GAA and end of year close out data. The end of year data will allow the team to determine trends or breaks in the historical data.</p>



Selecting Interventions



Research many sources to determine the solutions that have evidence of meeting the identified needs. Select the evidence-based interventions that scale up and enhance existing academic programs and initiatives that accelerate academic progress. Interventions should address literacy, numeracy, credit-recovery, and needs for those students at-risk for not graduating.

- Consider all the evidence for needed improvements.
- Research possible interventions
- Determine if staff has the capacity to implement possible interventions.

This section is to inform the selection of intervention(s). No entries are required in this section.

Intervention Options

Considerations for Selection and Implementation

Class-Size Reduction

According to the research, things to consider with this intervention:



- Most effective in grades K-8
- Generally, class sizes of between 15 and 18 are recommended to ensure impact
- Teacher quality must be considered
- Physical space

[Link to the research in the appendix](#)

Extended School Day (before and after school)

According to the research, it is important to consider the impact of the school start and end time within the school context, on the community, on families, on students, as well as financial implications. Things to consider:



- Curriculum and alignment to content taught during the regular school day
- Transportation
- Meals and snacks
- Required accommodations for students
- Impact on extracurricular activities

[Link to the research in the appendix](#)


Extended School Year (adding days to calendar)

Extending the school day or year may bring non-instructional benefits, but little research-based evidence exists to support the possibility that student achievement will increase as well. The research literature indicates that time is a necessary but not sufficient condition for improving achievement. The crucial issue seems to be how the time is used, with quality of instruction being the key. Things to consider:

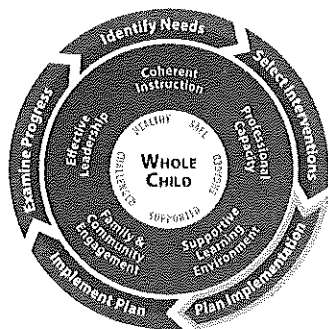


- Contracts of teachers and administrators
- Teacher and student burnout
- Parent buy-in to ensure engagement
- School breaks
- Transportation

[Link to the research in the appendix](#)

<p>High Frequency Tutoring</p>	<p>According to the research, the most effective tutoring programs share the following structure:</p> <ul style="list-style-type: none"> • Three or more sessions per week • 30-60 minutes per session • At least 10 weeks • Three to four students per group, but one-on-one or 1:2 tutoring is most effective, using teachers or paraprofessionals • Pair students with a consistent tutor throughout the program • Offer during the school day or immediately after • Align to grade-level or course standards • Use ongoing formative assessment practices to measure growth and make adjustments in delivery <p>Link to the research in the appendix</p>
<p>Summer Programming</p>	<p>According to the research, the most effective summer programs share the following structure:</p> <ul style="list-style-type: none"> • Five to six weeks in duration • Five days of programming per week • 60-90 minutes of math and 90-120 minutes of reading/writing instruction per day and two-three hours for enrichment activities • Small classes of up to 15 students per teacher • Use highly effective teachers • Provide professional learning focused on consistent curriculum and maximizing instructional time <p>Link to the research in the appendix</p>
<p>Virtual Learning (remediation, tutoring, credit recovery, etc.)</p>	<p>According to research, things to consider:</p> <ul style="list-style-type: none"> • Instruction combining online and face-to-face elements has a larger advantage • Online instruction should be collaborative or instructor-directed • Provide learners control of their interactions with media and prompt learner reflection • Provide a combination of additional learning time and materials as well as additional opportunities for collaboration • Online learning is much more conducive to the expansion of learning time than is face-to-face instruction • Accessibility – access to technology and connectivity • Meals for students • Teacher training on student engagement strategies • Flexible schedules <p>Link to the research in the appendix</p>
<p>Other</p>	
	<p>Guiding Questions to Consider – Link to questions in appendix</p>

Plan for Implementation



Develop a team and plan to implement the solutions that are most promising and can be implemented with fidelity.

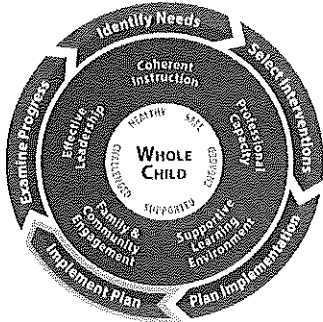
- Develop a team that will deeply understand the interventions and best ways to implement them.
- Identify roles and responsibilities of those implementing the interventions.
- Develop the implementation timeline.
- Identify resources and supports needed for the implementation of the interventions.
- Develop a set of benchmarks to be reviewed to track the progress of implementation.

Answer the questions below for interventions being implemented.

Questions	Responses
What is the selected intervention(s)?	Class-Size Reduction <input checked="" type="checkbox"/>
	Extended School Day (before and after school) <input checked="" type="checkbox"/>
	Extended School Year (adding days to the calendar) <input type="checkbox"/>
	High Frequency Tutoring <input checked="" type="checkbox"/>
	Summer Programming <input checked="" type="checkbox"/>
	Virtual Learning (remediation, tutoring, credit recovery, etc.) <input checked="" type="checkbox"/>
	Other: Literacy (Birth to 5, Compre, Acad Voc) <input checked="" type="checkbox"/>
	Other: Fam Eng. Home School supports (SEL) <input checked="" type="checkbox"/>
Which regions/clusters/schools will implement each intervention selected?	The district team plans to have varied evidence based practices and interventions implemented. See details on page 21.
Which grades or grade bands will participate in each intervention selected?	Grade (grade bands/ spans) is / are identified on page 21.
Which student subgroup(s) will participate in each intervention selected?	Subgroups(s) is / are identified on page 21.

<p>What is the target student population(s) for each intervention selected?</p>	<p>Population(s) is / are identified on page 21.</p>
<p>What are the proposed number of hours added to the school year?</p>	<p>Additional hours would be (64 hours) based on after school tutoring.</p>
<p>What training is required for staff, students, and parents for each intervention selected?</p>	<p>Training(s) is / are identified on page 21.</p>
<p>What resources (interventions, strategies, community partnerships) are required for effective implementation of each intervention selected?</p>	<p>Resources(s) is / are identified on page 21.</p>
<p>What is the formative assessment plan to evaluate student progress and impact for each intervention selected?</p>	<p>Formative Assessments are identified on page 21.</p>

Implement Plan



Carry out the plan to implement the promising solutions, making real-time adjustments where/when needed.

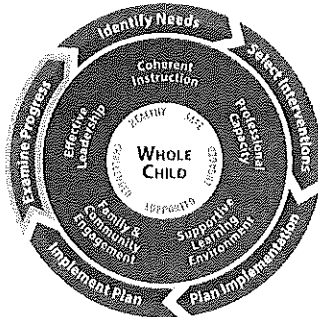
- Collect information to monitor the quality of supports being provided for the intervention(s).
- Consider what additional information is needed to determine if intervention(s) are working.
- Assess the degree to which the implementation plan is being followed.
- Identify ways to break down barriers.
- Build capacity of others to facilitate and implement the intervention(s).

Timeline for Implementation

Timelines are identified on page 21.

What is the proposed timeline to implement each intervention selected?

Examine Progress



Carry out the plan to implement the promising solutions, making real-time adjustments where/when needed.

- Collect information to monitor the quality of supports being provided for the intervention(s).
- Consider what additional information is needed to determine if the intervention(s) is working.
- Assess the degree to which the implementation plan is being followed.
- Identify ways to break down barriers.

Outline for Evaluating Implementation and Impact

2021-2022

FY22 Continuous monitoring calendar provides the tempo to measure student impact: Monthly district meetings, data room walks, Impact Checks - 45 days progress monitoring meetings, mid-year Data review, and annual Leadership Summit.

2022-2023

FY23 Continuous monitoring calendar provides the tempo to measure student impact: Monthly district meetings, data room walks, Impact Checks - 45 days progress monitoring meetings, mid-year Data review, and annual Leadership Summit.

2023-2024

FY23 Continuous monitoring calendar provides the tempo to measure student impact: Monthly district meetings, data room walks, Impact Checks - 45 days progress monitoring meetings, mid-year Data review, and annual Leadership Summit.

How will you evaluate implementation fidelity and effectiveness on an ongoing basis of each intervention selected by specific subgroups?

Subgroups: low-income students, students with disabilities, racial and ethnic minorities, migrant students, English Learners, students experiencing homelessness, children in foster care.



USE OF FUNDS

The LEA shall reserve **not less than 20 percent** of such funds to address learning loss through the implementation of evidence-based interventions. In addition to the interventions outlined in the template above, this percentage of funds can be used to address assessment needs, assistance to parents as they support their students, and student engagement and attendance. Please estimate the approximate percentage of the LEA's ESSER III formula funds allocated for each of the activities or purposes addressing learning loss listed below.

Activities to Address Learning Loss	Percent	
Planning and implementing activities related to summer learning and supplemental afterschool programs, including providing classroom instruction or online learning during the summer months and addressing the needs of at-risk populations.	3	%
Administering and using high-quality assessments that are valid and reliable, to accurately assess students' academic progress and assist educators in meeting students' academic needs, including through differentiating instruction.	26	%
Providing information and assistance to parents and families on how they can effectively support students, including in a distance learning environment	8	%
Tracking student attendance and improving student engagement in distance education	5	%

Activities to Address Other Needs	Percent	
Any activity authorized by the Elementary and Secondary Education Act of 1965, Individuals with Disabilities Education Act, Adult Education and Family Literacy Act, and Carl D. Perkins Career and Technical Education Act of 2006.		%
Activities to address the unique needs of at-risk populations		%
Developing and implementing procedures and systems to improve the preparedness and response efforts		%
Training and professional development for staff of the local educational agency on sanitation and minimizing the spread of infectious diseases		%
Purchasing supplies to sanitize and clean the facilities		%
Planning for, coordinating, and implementing activities during long-term closures, including providing meals to eligible students, providing technology for online learning to all students, providing guidance for carrying out requirements under the Individuals with Disabilities Education Act and ensuring other educational services can continue to be provided consistent with all Federal, State, and local requirements.		%
Providing mental health services and supports, including through the implementation of evidence-based full-service community schools.		%
Purchasing educational technology (including hardware, software, and connectivity) for students who are served by the local educational agency that aids in regular and substantive educational interaction between students and their classroom instructors including low-income students and children with disabilities, which may include assistive technology or adaptive equipment.		%
School facility repairs and improvements to enable operation of schools to reduce risk of virus transmission and exposure to environmental health hazards, and to support student health needs.	23	%
Inspection, testing, maintenance, repair, replacement, and upgrade projects to improve the indoor air quality in school facilities, including mechanical and nonmechanical heating, ventilation, and air conditioning systems, filtering, purification and other air cleaning, fans, control systems, and window and door repair and replacement		%
Developing strategies and implementing public health protocols including, to the greatest extent practicable, policies in line with guidance from the Centers for Disease Control and Prevention for the reopening and operation of school facilities to effectively maintain the health and safety of students, educators, and other staff		%
Other activities that are necessary to maintain the operation of and continuity of services in local educational agencies and continuing to employ existing staff of the local educational agency.	35	%
Please identify "other activities"		
Total	100	%

LEA Implementation Plan for Use of Funds. *In the survey below, please check all that apply:*

☒ At-risk Student Populations

- ☒ low-income students: cover costs of specific activities, services, supports, programs, and/or targeted interventions
- ☐ students with disabilities: cover costs of specific activities, services, supports, programs, and/or targeted interventions
- ☐ racial and ethnic minorities: cover costs of specific activities, services, supports, programs, and/or targeted interventions
- ☒ migrant students: cover costs of specific activities, services, supports, programs, and/or targeted interventions
- ☒ English Learners: cover costs of specific activities, services, supports, programs, and/or targeted interventions
- ☒ students experiencing homelessness: cover costs of specific activities, services, supports, programs, and/or targeted interventions
- ☒ children in foster care: cover costs of specific activities, services, supports, programs, and/or targeted interventions

☐ Career, Technical, and Agricultural Education expenses (approved under Perkins Act)

If these efforts support *At-risk Student Populations*, please also check the populations at the beginning of this survey.

Continuity of Core Staff and Services

- ☒ cover costs of offsetting the need to furlough or reduce the salaries of school-based staff
- ☒ cover costs of bonuses for retaining educators and support personnel
- ☐ cover costs of transportation operations
- ☐ cover costs of expenses related to utilities
- ☐ other operational costs (please explain)

If these efforts support *At-risk Student Populations*, please also check which populations at the beginning of this survey.

Distance/Remote Learning

- ☐ connectivity (hot spots, outfitting buildings/buses with WiFi, other wireless, internet service, etc.)
- ☐ devices (laptops, tablets, etc.)
- ☐ printing costs for learning packets
- ☐ instructional resources/tools
- ☐ hardware
- ☐ software, subscriptions, licenses
- ☐ assistive technology or adaptive equipment
- ☐ online learning platforms/learning management systems
- ☐ other distance/remote learning costs (please explain)

If these efforts support *At-risk Student Populations*, please also check which populations at the beginning of this survey.

Facilities/Equipment

- ☒ costs related to sanitizing/disinfecting buildings and buses
- ☐ additional personnel costs ('hazard pay', hours, etc. -- unrelated to preparing and delivering school meals; *see 'School Meals' below*)
- ☐ equipment and supplies (gloves, masks, PPE, cleaning supplies, etc.)
- ☐ facilities/equipment (please explain)

If these efforts support *At-risk Student Populations*, please also check which populations at the beginning of this survey.

Mental and Physical Health (contracted hours, professional learning, programs, etc.)

- ☐ costs related to telehealth
- ☐ costs related to counseling
- ☐ costs related to school nursing
- ☐ costs related to school-based clinics
- ☐ costs related to therapeutic services
- ☐ costs related to wraparound services and supports
- ☐ other mental

If these efforts support *At-risk Student Populations*, please also check which populations at the beginning of this survey.

Professional Development

- ☐ Cover costs of additional professional development for school leaders, teachers, and staff (trainings, extended professional development days, consultants, programs, etc.).
- ☐ other professional development costs (please explain)

If these efforts support *At-risk Student Populations*, please also check which populations at the beginning of this survey.

School Meals

- ☐ offset costs due to serving meals (not covered by the USDA reimbursement)
- ☐ cover additional 'hazard' pay or hours personnel
- ☐ cover additional transportation costs of delivering meals
- ☐ other school meals costs (please explain)

If these efforts support *At-risk Student Populations*, please also check which populations at the beginning of this survey.

Supplemental Learning

- ☒ remediation opportunities
- ☐ enrichment opportunities
- ☐ summer learning
- ☐ before/after school programs scheduled within the school year
- ☐ additional instructional resources
- ☐ additional pay for teachers, staff, mentors for extended hours/schedules
- ☒ other supplemental learning costs (please explain)

Focus on SEL with school and parent components. Differentiated based on data indicators.

If these efforts support *At-risk Student Populations*, please also check which populations at the beginning of this survey.

Implement Prevention and Mitigation Strategies


Section A

Return to In-Person Instruction Plan LEA Website Link	https://www.johnson.k12.ga.us/system/index.htm	
The Plan Will Be Updated Within 6 Months	YES <input checked="" type="checkbox"/>	NO <input type="checkbox"/>
	Date: July 13, 2021	Plan is Updated to Current CDC Guidelines

Section B

LEAs that receive ARP ESSER funds must develop, submit to GaDOE on a reasonable timeline, and make publicly available on the LEA's website, a plan for the LEA's use of ARP ESSER funds.

- In the section below, please explain to the extent to which and how the funds will be used to implement prevention and mitigation strategies that are, to the greatest extent practicable, consistent with the most recent Center for Disease Control and Prevention (CDC) guidance on reopening schools, to continuously and safely open and operate schools for in-person learning. The U. S. Department of Education has provided resources that align with the CDC's guidance, please reference resource in the chart.

 Safely Reopening Schools Resources Provided by the U.S. Department of Education	
Safer Schools and Campuses Best Practices Clearinghouse	Best Practices Clearinghouse - Home (ed.gov)
Center for Disease Control and Prevention-Operational Strategy for K-12 Schools through Phased Prevention	Operational Strategy for K-12 Schools through Phased Prevention CDC
Volume 1- 2021 ED COVID-19 Handbook- Strategies for Safely Reopening Elementary and Secondary Schools	ED COVID-19 Handbook, Volume 1: Strategies for Safely Reopening Elementary and Secondary Schools (PDF)
Volume 2- 2021 ED COVID-19 Handbook- Roadmap to Reopening Safely and Meeting All Students' Needs	ED COVID-19 Handbook: Volume 2 2021 (PDF)

1. Please explain how the LEA engaged the entire school community to establish a safe environment for all educators, school staff, and students to promote trust and confidence.

If explicitly explained and included within the Return to In-Person Instruction plan posted on the LEA's website, please include the reference to locate the description from the plan below.

During the closing of the 2019 - 2020 school year, Johnson County School District began working closely with the several agencies to determine the safest means to support children and families. Prior to the start of the 2020 - 2021 school year, collaboration was ongoing with the South-Central Health District, Johnson Co Emer Service Agency, and school district personnel, led by the District Nurse, Superintendent, and Director of Facilities. Two-way Communication was often, routine (at least weekly), and focused on flexibility as plans had to pivot based on the safety protocols for children. All plans and updates were posted in multiple formats including social media (Facebook and Twitter), District Website, and official organ, the Johnson Journal newspaper. Relationships with parents including Parent Leaders based on strong relationships with principals and District Parent Liaison allowed parents to be regular members of district planning meetings. All updates are routinely shared for transparency and open communication. The culture supports sound relationships of confidence among all stakeholders. As decisions were made by varied stakeholders, the district school family remained compassionate and placed safety of the students first.

2. Please explain how the LEA used ARP-ESSER funds to implement prevention strategies to reduce the transmission of COVID-19 in schools.

If explicitly explained and included within the Return to In-Person Instruction plan posted on the LEA's website, please include the reference to locate the description from the plan below.

Please check strategies implemented by LEA:

- ☒ Universal and correct use of masks
- ☒ Physical distancing
- ☒ Handwashing and respiratory etiquette
- ☒ Cleaning and maintain healthy facilities
- ☒ Contact tracing in combination with isolation and quarantine

Johnson County School district used CARES Act I and CARES Act II funds to support the school re-entry plan. Funding was maximized as the district worked with varied outside health and educational agencies to determine the best protocols for the safety of students and staff members. The district wide nurse, Superintendent, and Director of Facilities ensured through written protocols and monitoring the use of district provided PPE items (including masks, face shields, disinfectant, wipes, filter sanitizing machines for each building, hazard pay, rescheduled custodians to maximize efficient frequent sanitizing, classroom arrangements, school schedules to minimize movement / transitions, and protocols for food services. The district provided monitory professional focused safe learning 1) Sanitizing & Minimizing the Spread of Infectious Diseases 2) Virtual Parent Engagement 3) Digital Learning and 4) SEL Implementation. Outside training was secured via John Hopkins University targeting procedures for isolation, contact tracing, and quarantine.

3. Please explain how the LEA monitored cases and made decisions about in-person instruction.

If explicitly explained and included within the Return to In-Person Instruction plan posted on the LEA's website, please include the reference to locate the description from the plan below.

Decisions pertaining to in-person instruction was a group effort led by lead medical advisors. Quarantining final calls were made by district nurse. The decisions were based on primarily recommendations of the South Central Health Agency. All efforts were aligned with CDC guidelines and DPH advisory guidelines. The district nurse advised principals. The school team admin staff would coordinate family contact efforts to advise of necessary quarantines. Transparency was and remains a must with Covid19 communications not only within the district, but across the community. Weekly Covid 19 reports were posted varied means for parents and community. The process allowed for close monitoring and safety for all students and staff.

Appendix

Guiding Questions

Selecting Interventions:

- Were studies conducted in settings and with populations relevant to the local context (e.g., students with disabilities, English learners) and does the intervention have positive and statistically significant effects on important student or other relevant outcomes?
- Have appropriate stakeholders (e.g., students, family, staff and community) been involved in discussions on how to address their needs?
- How can the impact of the intervention be measured?
- What tools will the school/district use to determine impact?
- What resources are required to implement this intervention with fidelity?
- What is the local capacity to implement this intervention with fidelity?
- What skills and resources will staff need to implement the intervention?
- How does this intervention fit into larger strategic goals and other existing efforts?

Examining Progress:

- How will you progress monitor the fidelity of implementation?
- How can progress monitoring ensure that the actions are effective, impact practices, and improve student achievement for all subgroups?
- What benchmarks will be established and what data will be collected to measure effectiveness of interventions for all subgroups?
- What specific evidence and artifacts will you collect to determine if the interventions are executed in a way that has an impact on student outcomes for all subgroups?
- Do the evidence and artifacts demonstrate the fidelity of implementation and effectiveness of the interventions?
- Are the evidence and artifacts easily obtainable?
- Who is responsible for gathering evidence and artifacts? How and where will the evidence and artifacts be stored and shared?
- Program Evaluation Step-by-Step Guide and Logic Model – This step-by-step guide assists districts with prioritizing programs to evaluate, planning processes for data collection and analysis, and using the findings to develop action plans for program improvements. An accompanying tool provides an overview of the logic model concept, a template for logic model creation, and a checklist to ensure effective logic model implementation.

Additional Research and Resources

Updates and Research on Accelerated Learning and Best Practices

- [TNTP-Learning-Acceleration-Guide-Updated-Nov-2020.pdf](#)– This is an updated guide from The New Teacher Project (TNTP) with specific goals and strategies that can help schools begin accelerating students back to grade level in any instructional format—in-person, virtual, or hybrid. TNTP has placed special emphasis on the two most important things schools should prioritize right now: grade-appropriate assignments and strong instruction.
- [EdResearch for Recovery School Practices to Address Student Learning Loss \(brown.edu\)](#) – This brief is one in a series aimed at providing K-12 education decision makers with an evidence base to ground discussions about how to best serve students during and following the novel coronavirus pandemic. This brief looks at potential interventions for students who have fallen out of typical grade range, particularly those who were struggling before the pandemic. Evidence suggests that, although most students will experience some learning loss, the majority will still be able to engage with grade-level content.
- [Broad-Based Academic Supports for All Students \(brown.edu\)](#) – This brief provides research and resources to address academic supports schools should prioritize for all students, including strategies to consider and those to avoid.
- [Best Practices for Learning Loss Recovery](#) – This report explores research-based supports for student academic recovery from learning lost due to COVID-19 pandemic-related school closures. This report examines approaches to adding learning time within the structure of the regular academic calendar (e.g., school year, school days, and periods) and existing extended learning opportunities (e.g., after-school programs, acceleration academies, summer school).
- [EdResearch for Recovery Bringing Evidence-Based Decision-Making to School Safety \(brown.edu\)](#) – This brief provides research and resources to address how schools and districts can monitor students' social and emotional well-being throughout the year, including strategies to consider and those to avoid.
- [Restart & Recovery: Considerations for Teaching and Learning: Academics](#) - This resource is one part of a project designed to support states and school systems in addressing the critical set of challenges they will face as they plan for (and restart) teaching and learning amid the COVID-19 pandemic and in light of the moral imperative to actively redress racial and other inequities. It consists of customizable guidance and vetted resources.
- [Review-of-Expanded-Learning-Opportunities.pdf \(hanoverresearch.com\)](#) – Hanover Research expands its previous brief on extended learning time. An expanded discussion of extended school day/year models, summer school initiatives, pre-kindergarten programs, and out-of-school time programs is provided, to inform discussions about strategies to improve student achievement and educational outcomes.

Class-size Reduction

- NCPEA Policy Brief -Class-Size Policy -The STAR Experiment and Related Class-Size Studies – This brief summarizes findings on class size from over 25 years of work on the Tennessee Student Teacher Achievement Ratio (STAR) randomized, longitudinal experiment, and other Class-Size Reduction (CSR) studies throughout the United States, Australia, Hong Kong, Sweden, Great Britain, and elsewhere.
- The Effectiveness of Class Size Reduction – This brief provides research-based options for education policy makers on the effectiveness of class size reduction.
- Rethinking Class Size -The complex story of impact on teaching and learning – This book examines class size reduction with several new approaches and shares an overriding model which shows how class size works through interconnections with other processes and features in the classroom and identifies key pedagogical implications for teachers and schools.
- Class Size: What Research Says and What it Means for State Policy

Extended School Day

- Extending the School Day-Year: Proposals and Results – This review provides a review of research on the feasibility of extending the school day/year
- Research Brief – Extended School Day – This review summarizes what the research says about extending the school day, either starting early or staying later.
- Do Students Benefit from Longer School Days? Regression Discontinuity Evidence from Florida's Additional Hour of Literacy Instruction

Extended School Year

- Extended School Day-Year Programs: A Research Synthesis – This analysis reviews the data on two types of extended school programs--those that extend the number of hours per day students spend in school, and those that extend the school year.
- Extended School Year – This Information Capsule addresses research conducted on extended school years and their impact on student achievement.

High Frequency Tutoring

- Accelerating Student Learning with High-Dosage Tutoring (brown.edu) - Part of EdResearch's Design Principles series that outlines the evidence, design principles and considerations for high-frequency tutoring. Rigorous research provides strong evidence that high-dosage tutoring can produce large learning gains for a wide range of students, including those who have fallen behind academically.
- Community Engagement in K-12 Tutoring Programs: A Research-Based Guide for Best Practices – This document provides evidence from researchers across disciplines and synthesizes a set of best practices in tutoring for use by community engagement practitioners.

Summer Programming

- Best Practices for Comprehensive Summer School Programs – This report discusses best practices for summer learning and describes how districts structure summer enrichment, acceleration, and transition programs.
- Effective Program Design for Elementary Summer Learning Programs – This report investigates the impact of summer programs on student learning outcomes, discusses the features of effective summer programs for elementary school students, and outlines strategies for evaluating summer programs.
- Getting to Work on Summer Learning – Recommended Practices for Success – This guidance is intended for school district leaders and their partners across the United States who are interested in launching or improving summer learning programs. In this summary version, the authors distill lessons about implementation gleaned from a six-year study of voluntary summer programs in the five urban districts participating in the National Summer Learning Project.
- Summer Reading Camp Self-Study Guide – This guide is designed to facilitate self-studies of planning and implementation of summer reading camp programs for grade 3 students. It provides a template for data collection and guiding questions for discussion that may improve instruction and increase the number of students meeting the grade-level standard by the end of the summer reading camp.
- Summer School Design and Evaluation Framework – This report reviews best practices in summer school program design and discusses how districts can leverage multiple research methodologies (e.g., data analyses, surveys, in-depth interviews, classroom observations, etc.) to monitor the implementation and evaluate the effects of their summer school programs.

Virtual Learning

- Evaluation of Evidence-Based Practices in Online Learning – The goal of this study by the U.S. Department of Education is to provide policymakers, administrators and educators with research-based guidance about how to implement online learning for K–12 education and teacher preparation.
- Access to Algebra I=The Effects of Online Mathematics for Grade 8 Students – This study tested the impact of offering an online Algebra I course on students' algebra achievement at the end of grade 8 and their subsequent likelihood of participating in an advanced mathematics course sequence in high school.
- Strategies for Virtual Learning Implementation – This report by Hanover Research examines best practices in planning and implementing virtual learning programs. The report reviews literature on strategies for implementing successful virtual learning programs and profiles four school districts with exemplary programs.

Johnson County Schools Learning Lose Interventions

Evidence Based Intervention	Name of Inter	Which schools?	Which grades / grade span?	Which Subgroup(s)?	What is the target population(s)?	What PD is required for staff?	What Resources are required?	What is the formative assessment to monitor impact?	What is the proposed timeline?	How will implementation be monitored?
Class Size Reduction with Evidence Based Practices EB Level: Guided Reading – STRONG / Algebra Knowledge ITRONG & MODERATE / USA Test Prep – MODERATE & PROMISING	Reading Interventionist for small group instruction and progress monitoring.	JCES	K-5	All subgroups (data based)	All	MTSS Training, Reading Intervention training	Funds for additional Interventionist staff, PD, and Evidence Based program	I-Ready Reading and RI	3 years	Continuous monitoring calendar (including 45 Day Impact Checks)
	Math Interventionists for small group instruction and progress monitoring.	JCMS JCHS	6 - 12			MTSS Training, Math Intervention training		I Ready Math		
Extended School Day before & after school EB Level: Tutoring – ITRONG)	Tutoring (reteaching / pre-teaching)	JCES JCMS JCHS	All Grades	Students not on track / Underserved (based on quarterly updated At Risk list with high priority on SWD, homeless, ELs, Migrant, and Foster Care)	Struggling Students	None	Evidence Based software, Chromebooks, selection of Highly Effective Teachers, Ext Day Coors.	I-Ready Reading, I Ready Math, USA Test Prep, Edgenuity	3 years	Continuous monitoring calendar (including 45 Day Impact Checks)
High Frequency Tutoring EB Level: Tutoring – ITRONG)	Tutoring (reteaching / pre-teaching)	JCES JCMS JCHS	All Grades	Students not on track / Underserved (based on quarterly updated At Risk list with high priority on SWD, homeless, ELs, Migrant, and Foster Care)	Struggling Students	None	Evidence Based software, Chromebooks, selection of Highly Effective Teachers, Ext Day Coors.	I-Ready Reading, I Ready Math, USA Test Prep, Edgenuity	3 years	Continuous monitoring calendar (including 45 Day Impact Checks)
Summer Program EB Level: Edgenuity – ITRONG / PreTeaching STRONG)	Edgenuity, Rising Students (Pre-teaching)	JCES JCMS JCHS	Rising Kindergarten Rising 5 th Grade 6-12	Students not on track / Underserved (based on quarterly updated At Risk list with high priority on SWD, homeless, ELs, Migrant, and Foster Care)	Struggling Students		Bright From the Start Collaboration, Evidence Based software, Chromebooks, selection of Highly Effective Teachers, Sum Prag Coord.	Language Screener, Kdg. Readiness Ass, RI	3 summers	Fall Form Assessment data
Virtual Learning (credit recovery) EB Level: Edgenuity – ITRONG)	Edgenuity	JCMS JCHS	6 - 12	Students needing credit recovery and those choosing Digital Learning.	All	Edgenuity PD	Evidence Based software, Vir Lrn Coord.	Credits recovered / earned	3 years	Continuous monitoring calendar (including 45 Day Impact Checks)
Other: Literacy EB Level: Academic /oc – STRONG / PreTeaching – ITRONG / Family Lit - ITRONG)	Lit Birth to 5, Comprehension, Academic Vocabulary- STEM)	All Schools Pre-Schools, Family & Com	Birth - 12	All	All	Lit Training, STEM Training	Dir of Lit & Comm Outcomes Get Georgia Reading, Literacy STEM Bus	Language Screener, Kdg. Readiness Ass, RI	3 years	Continuous monitoring calendar (including 45 Day Impact Checks)
Other: SEL Home school supports EB Level: Satchel Pulse – STRONG)	Social Emotional Learning supports	All Schools Family & Com	K - 12	All	All	SEL Training	SEL Coord.	Satchel Pulse survey (student, staff, family)	3 years	Continuous monitoring calendar (including 45 Day Impact Checks)

