

AMITY REGIONAL SCHOOL DISTRICT NO. 5 BOARD OF EDUCATION
JANUARY 31, 2022 SPECIAL MEETING MINUTES
6:00 p.m., 25 Newton Road, Woodbridge, CT

BOARD MEMBERS PRESENT

John Belfonti, Christopher Browe, Carla Eichler, Sean Hartshorn, Andrea Hubbard, Patrick Reed, Dr. Jennifer Turner, Paul Davis (arrived 6:24 pm), Shannon Carlson (departed 8:30 p.m.), Dr. Carol Oladele (departed 8:30 p.m.), Donna Schuster (arrived 6:33 pm, departed 8:30 p.m.)

BOARD MEMBERS ABSENT

Christina Levere-D'Addio, Dr. K. Sudhir

STAFF MEMBERS PRESENT

Dr. Jennifer Byars, Dr. Marie McPadden, Anna Mahon, Dr. Jason Tracy, Kathy Burke, Jill LaPlante

1. CALL TO ORDER

Chairperson Belfonti called the meeting to order at 6:15 p.m.

2. PLEDGE OF ALLEGIANCE

Recited by those present

3. YOUTH SURVEY DATA PRESENTATION – BOWDAAC

Presented by Jessica Simone and Allen Frommelt, BOWDAAC

4. SCHOOL CLIMATE SURVEY DATA PRESENTATION - SCHOOL PRINCIPALS

Presented by School Principals and Dr. Byars

*MOTION by Paul Davis, SECOND by Sean Hartshorn, to approve Dr. LaSalle's UCONN Climate Study for 2022
VOTES IN FAVOR, 10 (Belfonti, Browe, Carlson, Davis, Eichler, Hartshorn, Hubbard, Reed, Schuster, Turner)
ABSTAINED, 1 (Oladele)
MOTION CARRIED*

AMITY REGIONAL SCHOOL DISTRICT NO. 5 BOARD OF EDUCATION
JANUARY 31, 2022 SPECIAL MEETING MINUTES
6:00 p.m., 25 Newton Road, Woodbridge, CT

5. SCHOOL SECURITY PROCEDURES UPDATE (EXECUTIVE SESSION – approximately 7:00 pm)

MOTION by Carla Eichler, SECOND by Patrick Reed, to enter Executive Session to discuss School Security Procedures Update

VOTES IN FAVOR, 11 (unanimous)

MOTION CARRIED

Entered Executive Session at 7:46 p.m.

Exited Executive Session at 8:30 p.m.

6. BOARD OF EDUCATION WORK SESSION

a. Discussion and Possible Action on Board Norms

MOTION by Andrea Hubbard, SECOND by Sean Hartshorn, to accept the Board Norms with edits

VOTES IN FAVOR, 8 (unanimous)

MOTION CARRIED

b. Discussion and Possible Action on Changes in Board Processes

7. ADJOURNMENT

MOTION by Sean Hartshorn, SECOND by Christopher Browe, to adjourn meeting

VOTES IN FAVOR, 8 (unanimous)

MOTION CARRIED

Meeting adjourned at 9:23 p.m.

Respectfully submitted,



Jennifer P. Byars, Ed.D.
Superintendent of Schools

JPB/pjp



PARTNERS FOR
PREVENTION

BETHANY ORANGE WOODBRIDGE

2021 Youth Survey Results

Partners

- BOWDAAC
- MPC
- Amity Regional High School

History

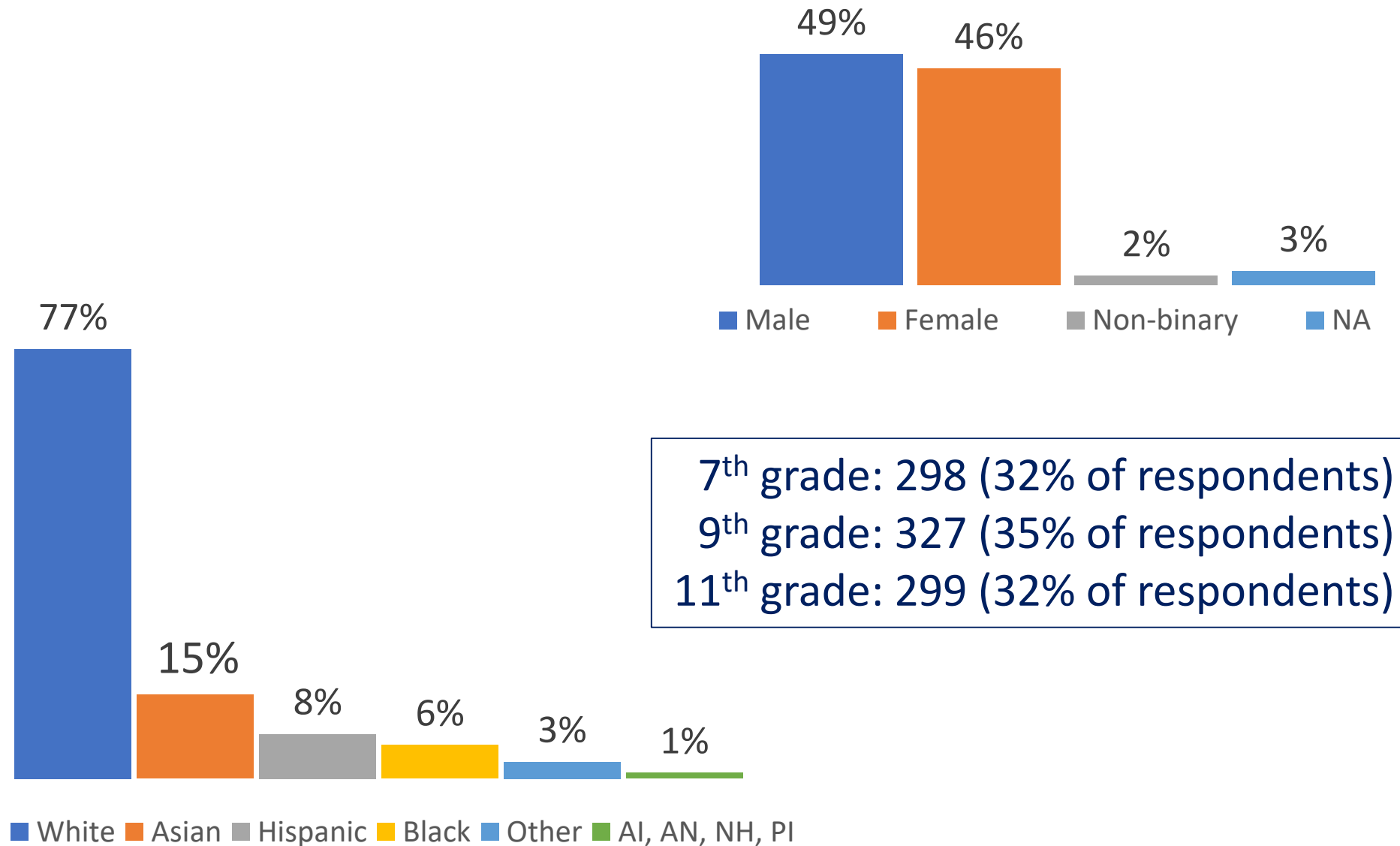
- First implemented in Amity in 2016 in 7th, 9th & 11th graders to gain a better understanding of issues facing students in middle and high school.
- The survey was administered in a classroom setting at a designated time with an introduction and proctoring by a teacher.
- In 2018, the surveys were administered in a paper format, collected and the data was collated and analyzed by SERAC who administered the survey for BHCare.
- BOWDAAC began administering the survey in 2021 in an electronic format.

Survey objectives

- Describes the nature and extent of substance use, other risky behaviors, and current social norms among Amity youth in grades 7, 9 & 11 in 2021
- Monitors trends in substance use and other risky behaviors over time through use of the 2018 baseline data
- Aids in planning of strategies, activities, trainings and campaigns for young people, parents and the Bethany, Orange and Woodbridge communities at large



Demographics



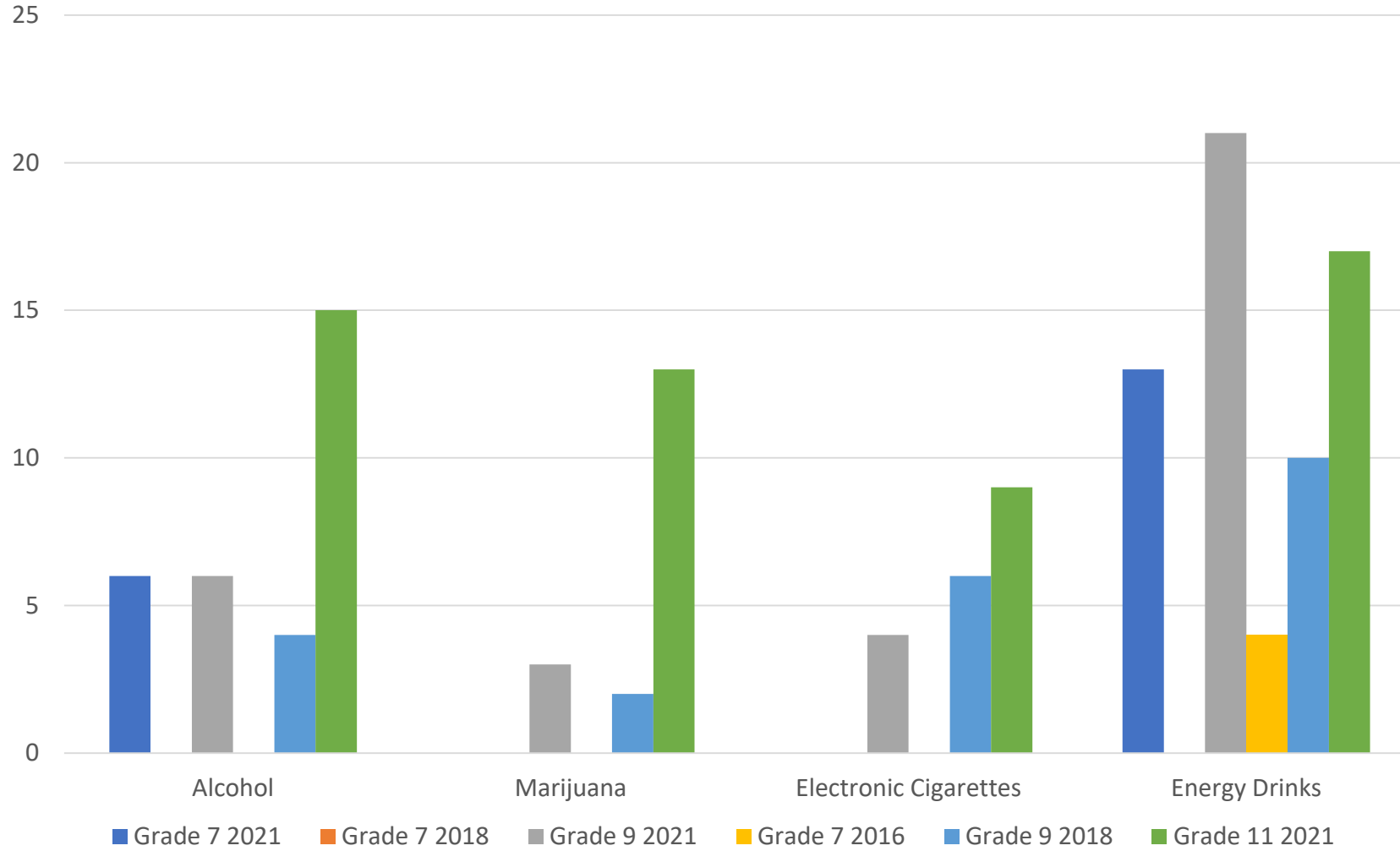
Grades 7, 9 & 11, n=924

Data from Amity Youth Survey 2021

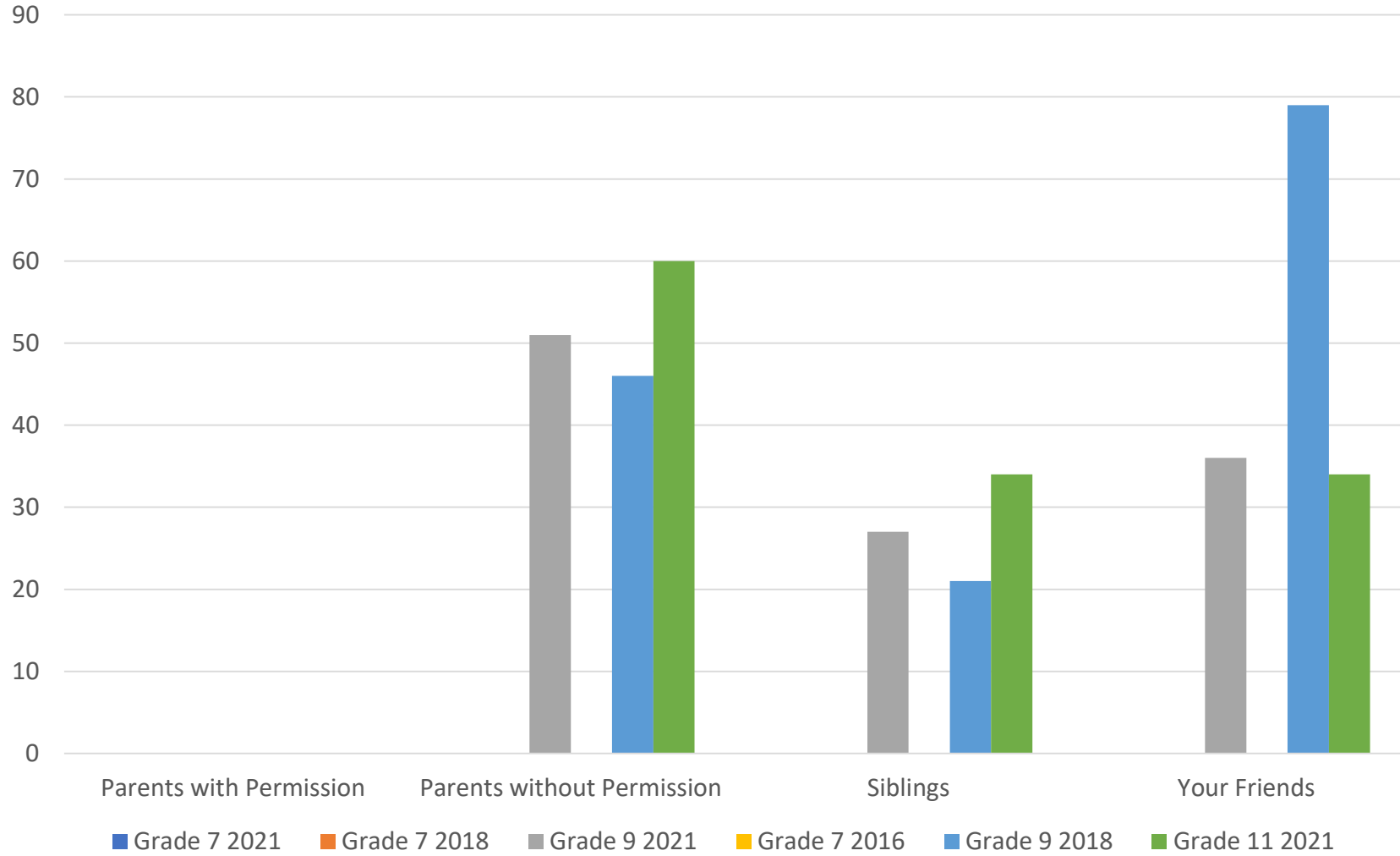
Demographic Overview

- Overall, 924 students responded to the survey, almost equally divided among 7, 9 and 11th graders
 - 7th grade: 298 students (32.3%)
 - 9th grade: 327 students (35.4%)
 - 11th grade: 299 students (32.4%)
- Gender Distribution
 - Male: 456 (49.4%)
 - Female: 424 (45.9%)
 - Non-Binary: 18 (1.9%)
 - Prefer not to answer: 26 (2.8%)
- Race/Ethnicity
 - White or Caucasian: 707 (70.6%)
 - Asian or Asian American: 137 (14.8%)
 - Hispanic or Latino: 77 (8.3%)
 - Black or African American: 55 (6.0%)
 - Other Race/Prefer not to answer: 55 (6.0%)

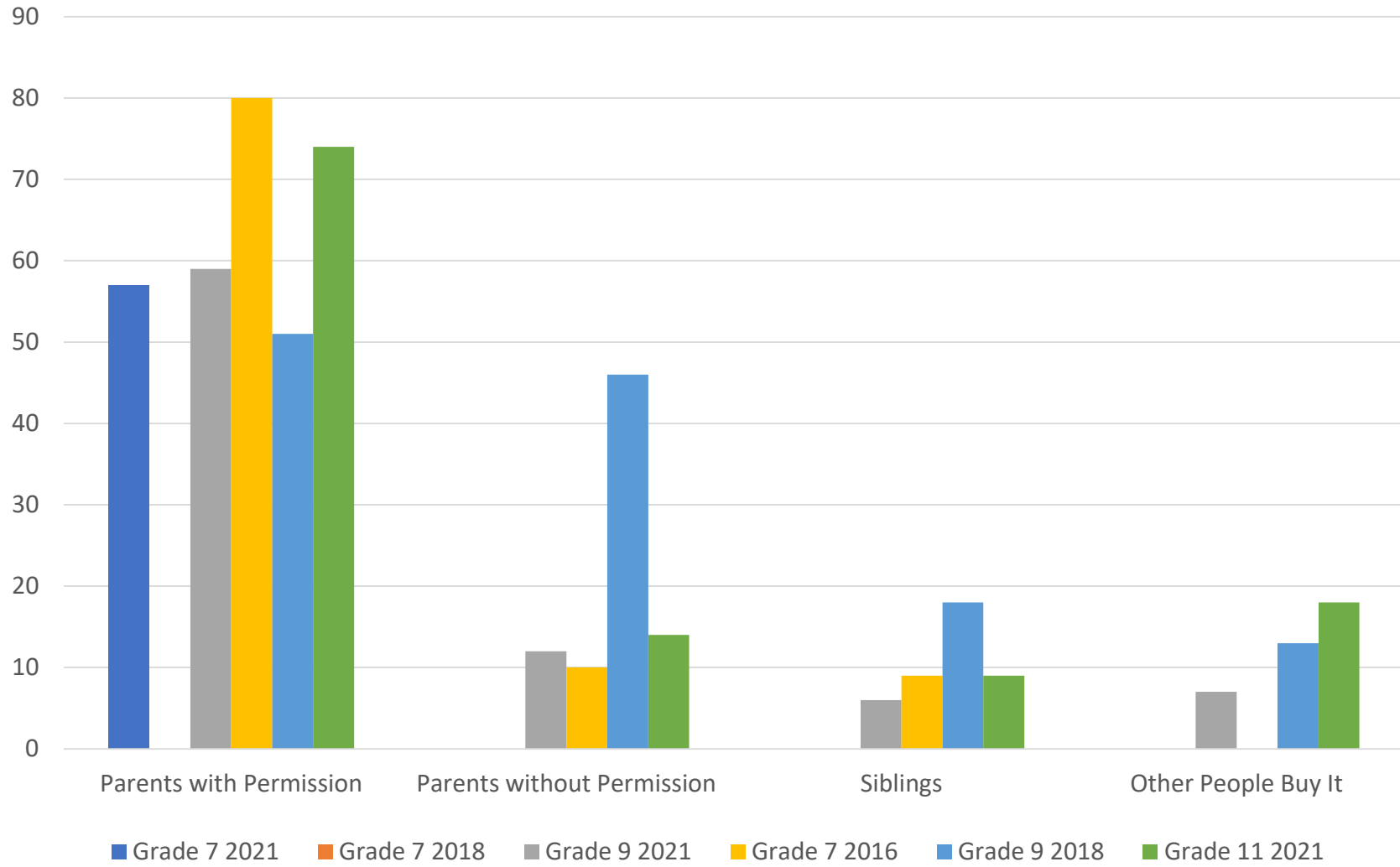
Past 30 Day Use



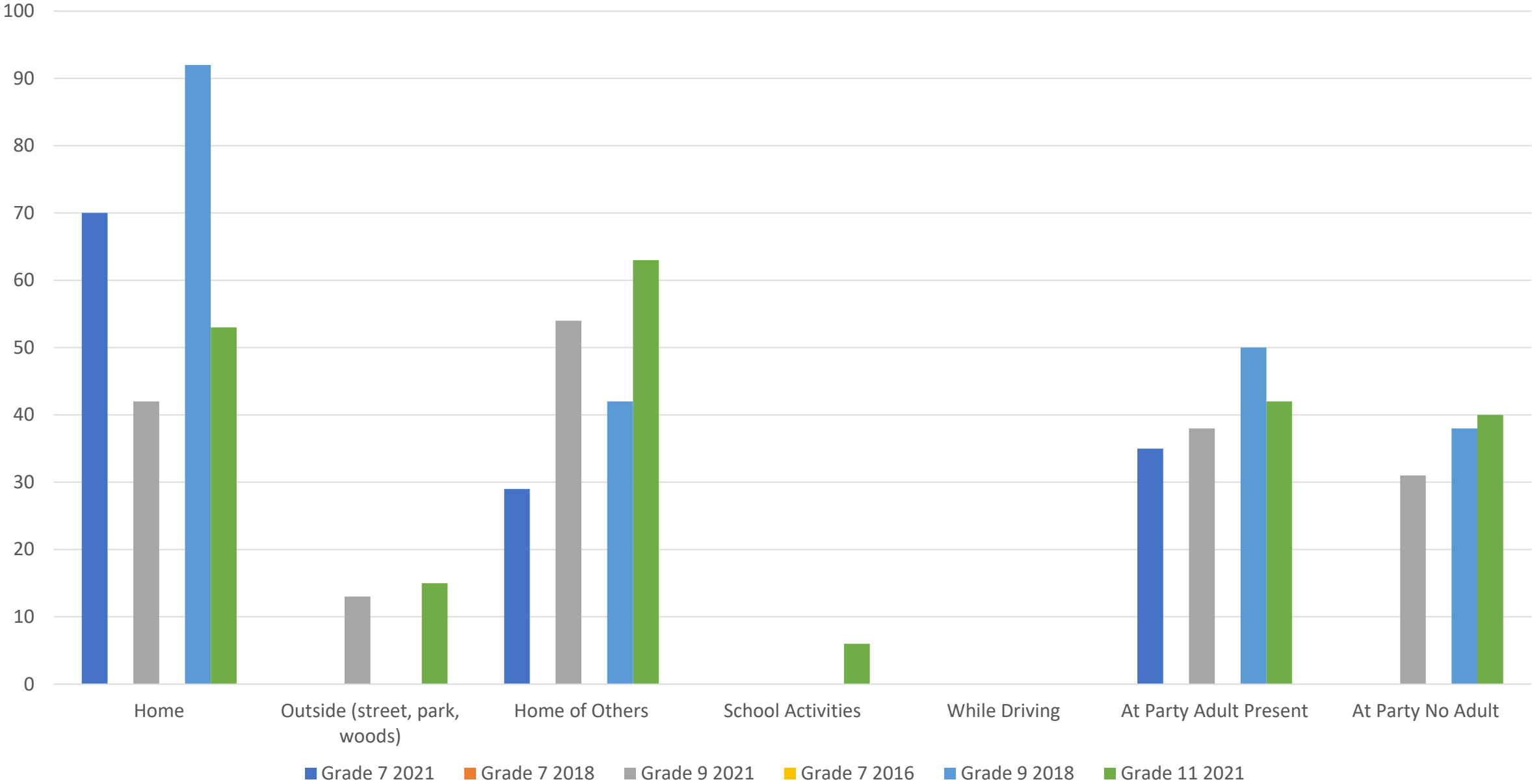
Sources of Marijuana



Sources of Alcohol

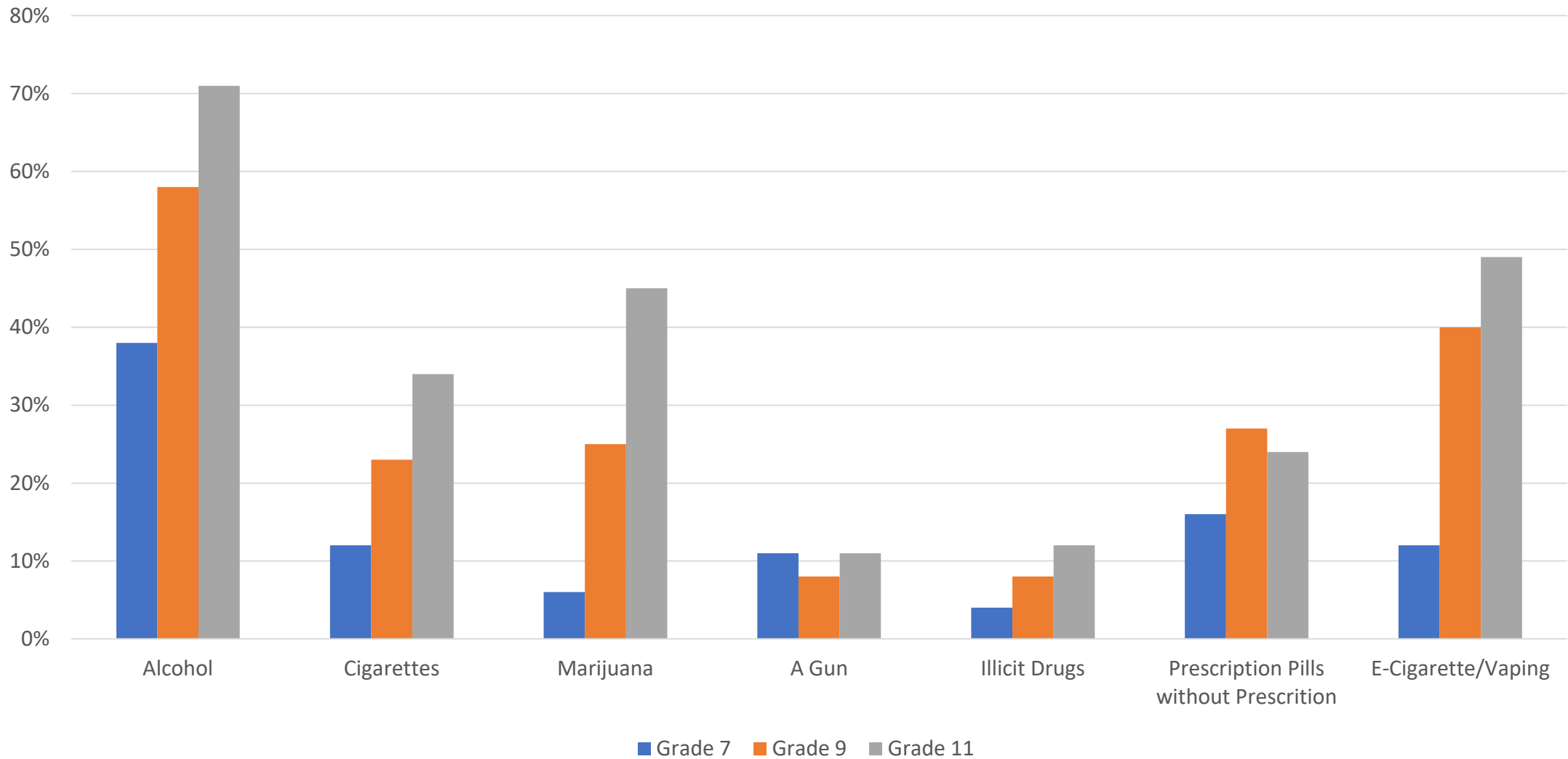


Location of Use: Alcohol/Past 30 Days



Perceived Availability

Percentage of Students Reporting (2021) 'Very Easy' & 'Sort of Easy'



Anti-Social Behavior

Percentage of Students Responding Yes

	Baseline	Cohort 1		Cohort 2		
Grade	7 2021	7 2018	9 2021	7 2016	9 2018	11 2021
Steal something worth less than \$100	9%	6%	15%	8%	13%	13%
Cheat on a test at school	26%	19%	48%	10%	40%	48%
Sell illegal drugs	<5	<5	<5	.6%	<5	3%
Bring knife, gun or weapon to school	2%	<5	0%	.6%	<5	2%
Bully someone with the idea of hurting their feelings	7%	8%	11%	3%	8%	10%
Gamble (scratch tickets, online, sports, casino)	10%	8%	13%	9%	12%	13%

Self Concept

Percentage of Students Reporting Agree or Strongly Agree

	Baseline	Cohort 1		Cohort 2		
Grade	7 2021	7 2018	9 2021	7 2016	9 2018	11 2021
I believe that my life is going in a positive direction	85%	94%	88%	93%	79%	83%
I have a number of good qualities	84%	90%	90%	92%	81%	85%
I stand up for what I believe in	87%	91%	87%	89%	87%	87%
I am good at making decisions	77%	85%	74%	87%	75%	74%

Self Concept

Percentage of Students Responding Agree and Strongly Agree

	Baseline	Cohort 1		Cohort 2		
Grade	7 2021	7 2018	9 2021	7 2016	9 2018	11 2021
I feel lonely	30%	18%	38%	17%	34%	41%
I feel sad most of the time	22%	13%	25%	14%	28%	32%
I have trouble concentrating	49%	46%	51%	37%	57%	62%
I have so much energy I don't know what to do with it	34%	37%	28%	37%	28%	29%

Anxiety

Percentage of Students Reporting Often and Always (2021)

Grade	7	9	11
Feeling nervous, anxious or on edge	35%	49%	57%
Not being able to stop worrying	29%	43%	35%
Worrying too much about different things	37%	49%	55%
Having trouble relaxing	26%	37%	44%
Feeling irritable or getting annoyed easily	40%	49%	54%
Feeling like something awful might happen	26%	34%	37%

School Domain

Percentage of Students Reporting Mostly True and Definitely True

	Baseline	Cohort 1		Cohort 2		
Grade	7 2021	7 2018	9 2021	7 2016	9 2018	11 2021
I try hard to do good work in school	96%	98%	94%	97%	95%	91%
I feel safe at school	89%	92%	88%	94%	85%	90%
Teachers/Staff encourage and support me to do my best	91%	95%	87%	93%	86%	82%

If you have a problem bothering you, how often do you do the following?

Percentage of Students Reporting Always and Almost Always

	Baseline	Cohort 1		Cohort 2		
Grade	7 2021	7 2018	9 2021	7 2016	9 2018	11 2021
Talk with parents/guardians	43%	27%	38%	31%	15%	39%
Talk with teacher	6%	3%	2%	3%	2%	6%
Talk to friend	47%	27%	51%	29%	28%	51%
Keep it to myself	35%	21%	61%	21%	25%	66%

Online Safety

Percentage of Students Responding Yes

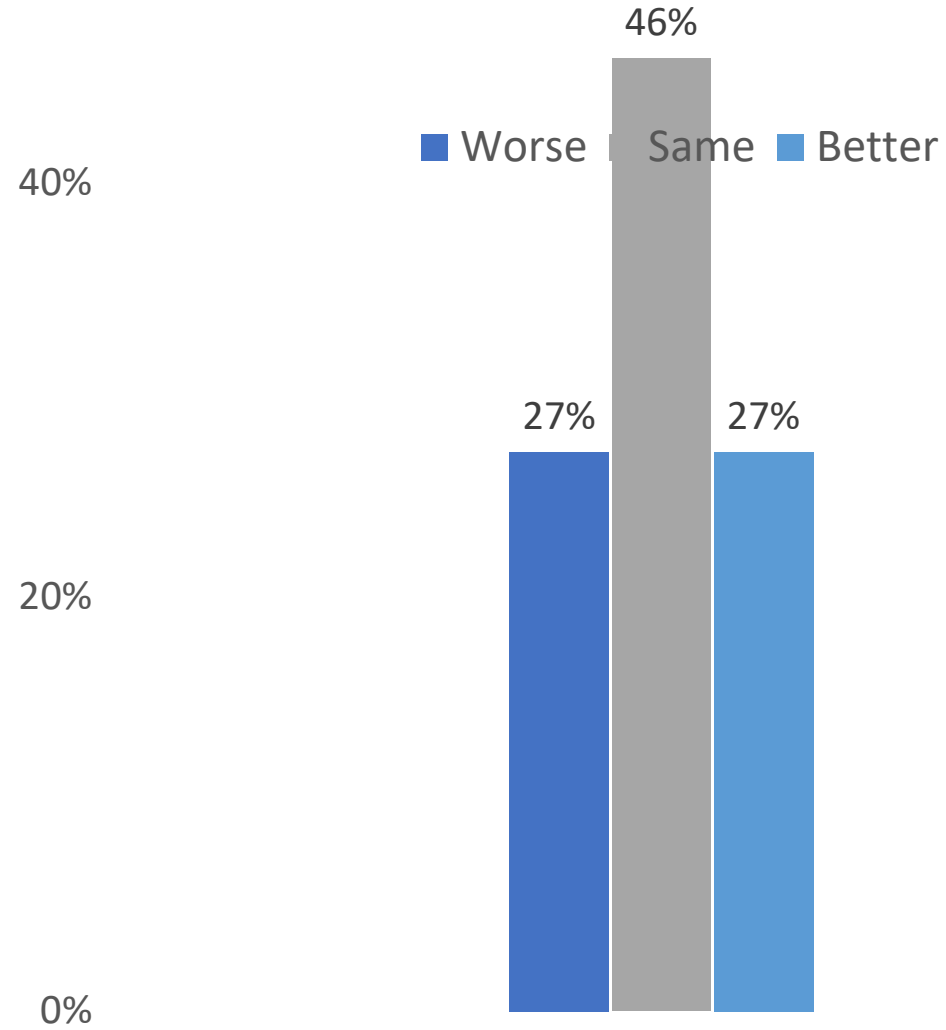
	Baseline	Cohort 1		Cohort 2		
Grade	7 2021	7 2018	9 2021	7 2016	9 2018	11 2021
Online conversation with someone you did not know	56%	39%	79%	25%	60%	65%
Sent pictures to someone you had only met online	15%	5%	29%	3%	21%	28%
Sent a pictures showing a body part to another person	4%	0	5%	0	6%	6%
Received a picture showing a body part from another person	12%	5%	30%	5%	25%	53%
Received inappropriate pictures from someone you had only met online/over technology	10%	<5	24%	4%	17%	23%
Considered meeting someone you had only met online	12%	6%	22%	4%	15%	17%
Actually met someone you had only met online	8%	3%	12%	4%	7%	10%
Invited someone you had only met online to come to your house	1%	<5	4%	.3%	<5	5%

COVID-19

Students were asked questions related to the impact of the current pandemic as an addition to the standard questionnaire



54% of Youth report changes in their grades during the pandemic

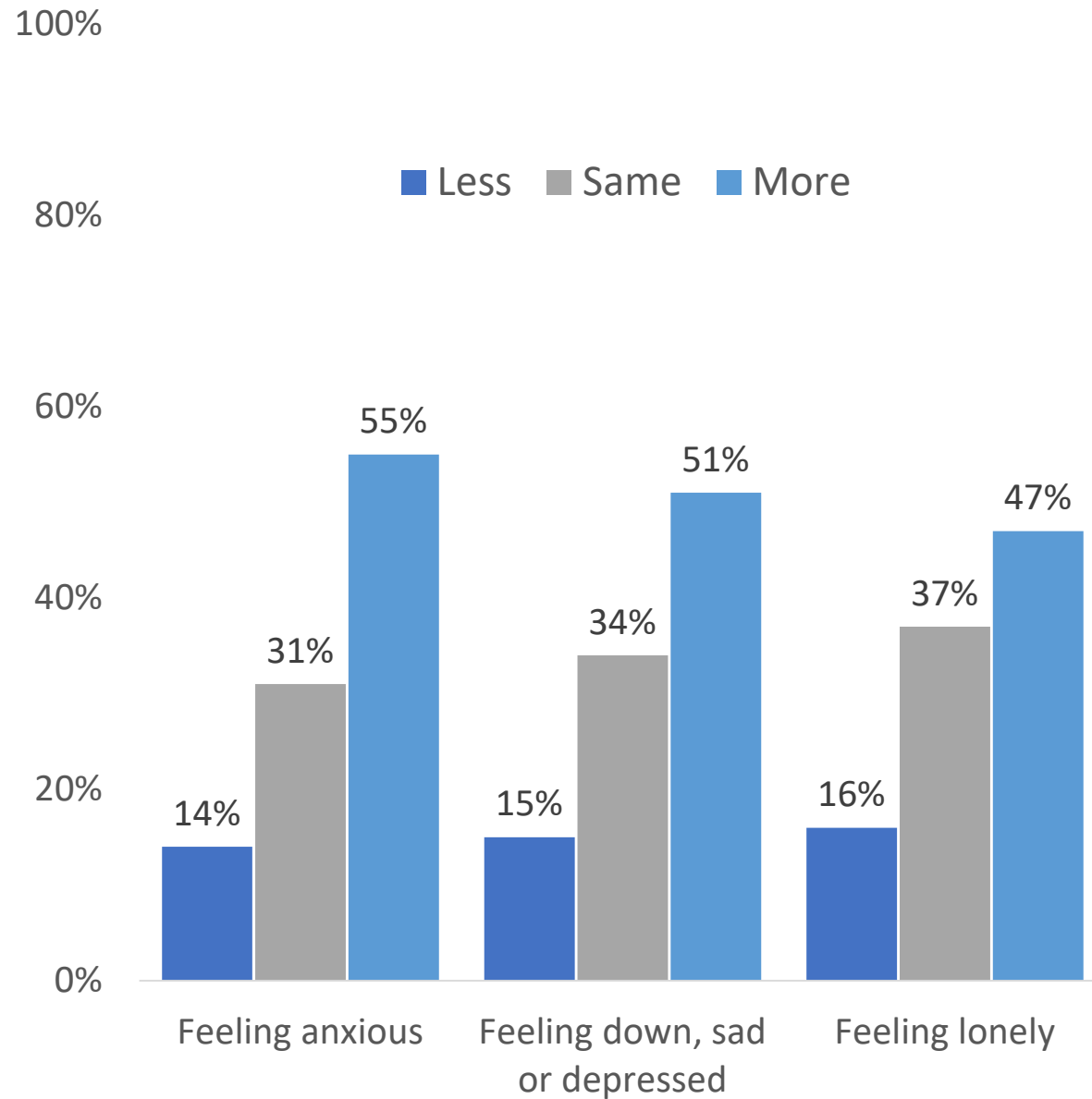


Grades 7, 9 & 11, n= 924

Amity Youth Survey 2021



Youth report feeling more anxious, down, and lonely during the pandemic.



During the past 12 months of the current pandemic how stressful have -

❖ Restrictions on leaving home been for you?

Increased Stress – 73%

❖ Changes in social contacts been for you?

Increased Stress - 77%

Questions?