



School Board Work Session
Monday, February 14, 2022; 5:00 PM
ECC Room 348

- I. Determination of Quorum and Call to Order**
- II. Discussion/Report**
 - A. Mid-year COVID Update
 - Description:** As part of our ongoing monitoring of COVID management the administration is providing a situational update and mitigation recommendation.
 - Presenter(s):** Dr. Stacie Stanley, Superintendent; and Dr. Randy Smasal, Assistant Superintendent
- III. Board Chair Updates**
- IV. Superintendent Updates**
- V. Adjournment**



Board Meeting Date: 2/14/2022

TITLE: Mid-Year COVID update and mitigation recommendation

TYPE: Discussion

PRESENTER(S): Dr. Stacie Stanley, Superintendent; and Dr. Randy Smasal, Assistant Superintendent

BACKGROUND: As part of our ongoing monitoring of COVID management the administration is providing a situational update and mitigation recommendation.

RECOMMENDATION: Receive the report and consider the mitigation recommendations

Desired Outcomes from the Board: Thoroughly review the written overview and slidedeck to ensure there is a common knowledge and background on the topic. Have questions prepared for the administration.

ATTACHMENTS:

Overview narrative

Slidedeck



2021-2022 Mid Year Return to school plan review and update

OVERVIEW

Background

In August 2021, Edina Public Schools made the commitment to ensure students learned in-person 5 days per week and with limited learning disruptions. At the time that the original return to school plan was developed, the delta variant was prominent and quite virulent. Vaccinations were only available to students ages 12-18; 73% of EHS students were fully vaccinated and 60% of 12 years were vaccinated. The MN Department of Health strongly recommended masks, and informed school districts that if students/adults were wearing masks and had a close contact they would not need to quarantine. With this in mind, Edina Public Schools implemented a universal masking model to limit the need for quarantine. Edina Public Schools hosted several vaccination clinics to increase vaccination rates for staff and students. In addition, EPS increased access to testing on site, which helped minimize the need for whole class quarantine at the elementary level. EPS administration has provided several COVID status updates. During the month of January the omicron variant surge impacted the city of Edina and Edina Public Schools. The administrative team created a COVID surge plan that was designed to prevent the need to transition the entire district to virtual learning. Edina Public Schools indeed weathered the surge and remained open throughout the month of January. Most recently, COVID case rates have dropped significantly throughout the district for both students and staff.

Student Vaccination and COVID infection

Vaccines are now available for students ages 5-11. Our current student vaccination rates are listed in the chart below.

Students fully vaccinated as of 2.4.22

Grade Band	Fully Vaccinated
K-5	50.64%
6-8	74.58%
9-12	83.78%

In January 2022, the omicron variant was prominent in the City of Edina and Edina public schools. During this time several students who were not fully vaccinated contracted COVID. The chart below outlines the percentage of EPS students who are not fully vaccinated and who reported testing positive for COVID since January 4, 2022.

Students not fully vaccinated who have contracted COVID

Grade Band	Percentage of Students not fully vaccinated who contracted COVID since January 4, 2022
K-5	26.65%
6-8	12.20%
9-12	4.37%

When considering the percentage of students who are fully vaccinated and the percentage of students who have had COVID since January 4, 2022, we've reached 79.48% of our K-5 students that have **natural or vaccinated protection, 87.49% of our 6-8 students that have **natural or vaccinated protection, and 88.53% of our 9-12 students that have **natural or vaccinated protection. **Note: Natural vaccination is only considered as protective against severe illness for 90 days.

Staff Vaccination or Test Resolution

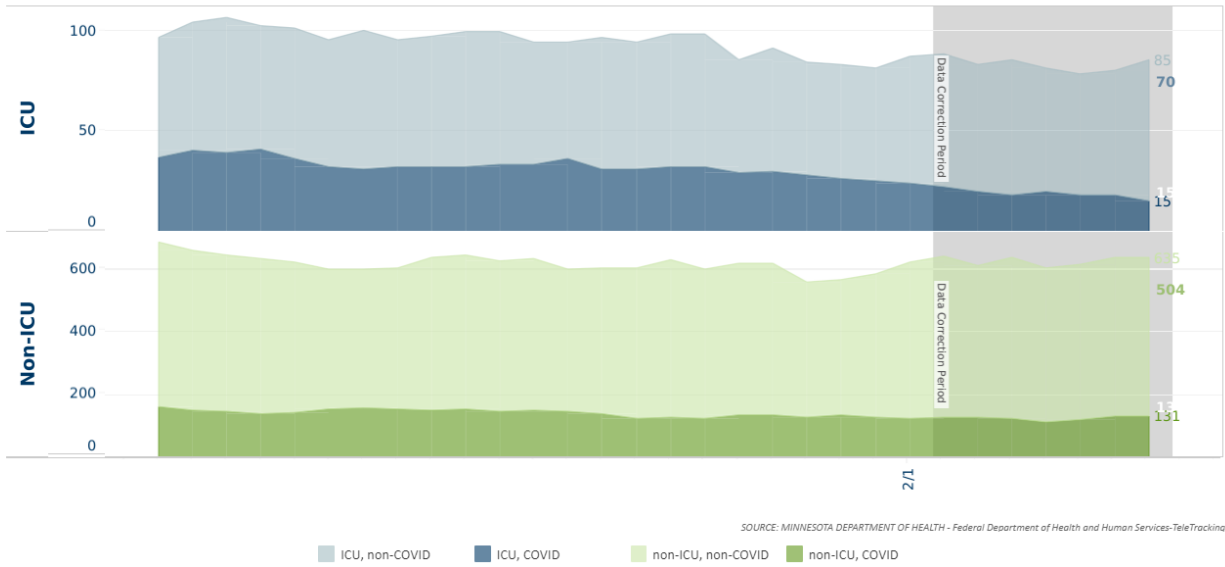
The Edina School Board approved the resolution to require employees to submit proof of vaccination status or provide weekly proof of negative tests. This process launched on January 17, 2022. To date, 1415/1603 or 88.27% of staff members have submitted proof of vaccination. The other staff members are expected to complete a lab analyzed test each week. To support schedules, Edina Public Schools provides staff with 4 tests each month, collects the testing vials and sends them to a lab for testing. Staff may also use another lab for the testing process. Some staff have reported that they have completed their first vaccination in the series since the implementation of the resolution began.

Hospital Capacity

Beds in Use (Retrieved 020922 from <https://mn.gov/covid19/data/response-prep/response-capacity.jsp>)

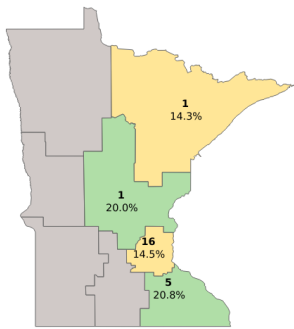
ICU AND NON-ICU BEDS IN USE (Adult and Pediatric Patients)

COVID & non-COVID | 1/10 to 2/8 | Central

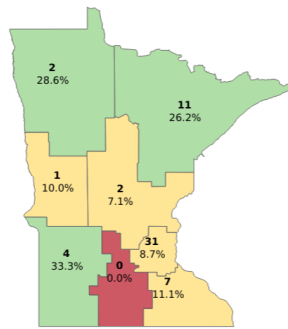


Staffed Pediatric Bed Availability (Retrieved 020922 from <https://mn.gov/covid19/data/response-prep/response-capacity.jsp>)

STAFFED PEDIATRIC ICU BED AVAILABILITY
AVAILABLE TODAY | % OF REGIONAL BEDS AVAILABLE



STAFFED PEDIATRICS NON-ICU BED AVAILABILITY
AVAILABLE TODAY | % OF REGIONAL BEDS AVAILABLE



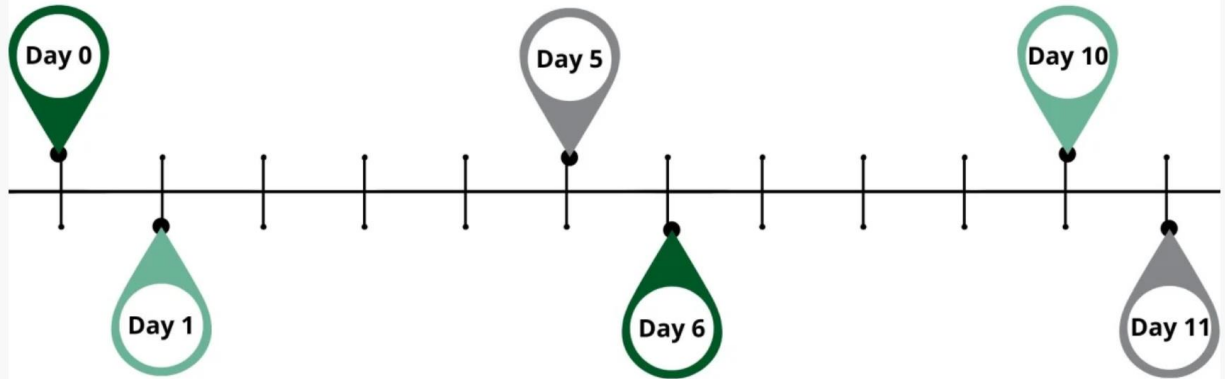
Centers for Disease Control and Prevention (CDC) Updated Quarantine & Isolation Protocol

Edina Public Schools adopted the updated CDC quarantine & Isolation protocol on January 10, 2022. The protocol currently remains in place.



5-DAY TIMELINE

CDC Guidelines for Quarantine and Isolation



Recommendation

1. Modify Universal Masking Resolution to reflect the following:
 - a. Masking expectations for students and staff in grades E-12 will downgrade to strongly recommended effective February 23, 2022.
2. Use the recommended student absence protocol to determine if/when a school needs to return to universal masking (see below).

School Name	Cornelia Elementary School				School Name	South View Middle School			
Attendance Date	01/05/2022	01/12/2022	01/19/2022	02/02/2022	Attendance Date	01/05/2022	01/12/2022	01/19/2022	02/02/2022
2022 Percent Absent	7	21	25	21	2022 Percent Absent	7.9	4.4	5.3	5
Average Percent Absent from 2018 & 2019	4.7	4.15	3.85	3	Average Percent Absent from 2018 & 2019	3.95	5.4	4.5	4.9
Mask Recommendation	Masks Recommended	Masks Recommended	Masks Recommended	Masks Recommended	Mask Recommendation	Masks Required	Masks Recommended	Masks Recommended	Masks Recommended
School Name	Countryside Elementary School				School Name	Valley View Middle School			
Attendance Date	01/05/2022	01/12/2022	01/19/2022	02/02/2022	Attendance Date	01/05/2022	01/12/2022	01/19/2022	02/02/2022
2022 Percent Absent	9.4	3.4	4.1	1.4	2022 Percent Absent	7.4	4.9	3.4	4.9
Average Percent Absent from 2018 & 2019	3.95	3.75	3	5.3	Average Percent Absent from 2018 & 2019	3.7	4.75	3.85	4.2
Mask Recommendation	Masks Recommended	Masks Recommended	Masks Recommended	Masks Recommended	Mask Recommendation	Masks Required	Masks Recommended	Masks Recommended	Masks Recommended
School Name	Creek Valley Elementary School								
Attendance Date	01/05/2022	01/12/2022	01/19/2022	02/02/2022					
2022 Percent Absent	5.1	3.9	5.1	2.5					
Average Percent Absent from 2018 & 2019	3.3	3.65	4.4	4.4					
Mask Recommendation	Masks Required	Masks Recommended	Masks Recommended	Masks Recommended					
School Name	Highlands Elementary School								
Attendance Date	01/05/2022	01/12/2022	01/19/2022	02/02/2022					
2022 Percent Absent	6.2	2.9	5.4	5.7					
Average Percent Absent from 2018 & 2019	3.75	3.5	4.95	3.55					
Mask Recommendation	Masks Recommended	Masks Recommended	Masks Recommended	Masks Recommended					
School Name	Normandale Elementary School								
Attendance Date	01/05/2022	01/12/2022	01/19/2022	02/02/2022					
2022 Percent Absent	5.1	2.1	4.6	3.9					
Average Percent Absent from 2018 & 2019	3.15	3.7	4.2	4.15					
Mask Recommendation	Masks Recommended	Masks Recommended	Masks Recommended	Masks Recommended					

Rather than use the Hennepin county case rates, we believe monitoring of student attendance rates will provide a more accurate determination of community spread in our classrooms, schools, or districts.

- Historical absence average data for 2018 and 2019
- Average absences for Tuesday - Thursday, and for each week of the school year.
- If/when absences reach a level of 2x that of the calculated 2-year average, universal masking will be applied
- Determination will be determined by school and district.
- **Red = Universal Masking**
- **Yellow = Strongly Recommend Masks**

COVID Mitigation: The following layered mitigation efforts will continue to support our Pre-K-12 in person each day learning model.

COVID Mitigation

- Masks are still strongly recommended
- MDH contact tracing protocol will continue
- CDC quarantine or isolation protocols will continue
- Physical distancing will continue
- HEPA Filters will continue to run throughout school day
- Due to federal regulations, all students and staff must wear masks on bus

Student Support Services

Social Emotional Learning & Mental Health Focus

The wellness of students and staff has been a key priority for EPS since the beginning of the school year. A strong emphasis has been placed on re-establishing connections and supporting students' sense of belonging within their school and classroom community. EPS will again administer the Panorama survey in early spring 2022. Use of this tool allows us to measure year to year student growth and monitor student development of social and emotional learning skills.

Media & Technology Services

Student Devices

The DMTS expanded access to district owned devices for K-2 students. iPads were purchased for all students so that K-2 classrooms are now at a 1:1 ratio. Students in grades 3-8 are 1:1 with district chromebooks. Grades 9-12 will continue with the BYOD model. Note: Students in grades (9-12) will have the option to bring a personal device from home, purchase a device from the Best Buy online web store or use a district-owned Chromebook.

To help manage a potential quarantine, all students in grades 3-5 will have a device checked out to them. This device will remain in the classroom on a cart until it is needed for quarantine. It is best practice for students to use the same Chromebook throughout the entire school year.

During a quarantine, students in grades 9-12 will continue to utilize their devices per the BYOD program. Students in grades 6-8 will continue to utilize their district-owned devices. Students in grades K-2 and 3-5 are able to take home their classroom assigned iPad or Chromebook respectively. A charger will be checked out to the student. These devices are checked out to students through the duration of quarantine. Following quarantine, the standard student device process has been followed.

Internet access

DMTS will continue to work with families to provide a hotspot for at-home internet access. We encourage families without internet to explore the Comcast Internet Essentials program which provides low-cost internet service in most areas.

Tech Support In School (Students)

Students will continue to request technology support by visiting the technology para located in their respective media center.

Tech Support for Quarantined Students

Students who need technology support during a quarantine should fill out a Helpdesk ticket via the Omni Portal or call 952-848-4915.

Tech Support (Staff)

Staff should request tech support in the following three ways: 1.) Submit a support ticket via the portal or by emailing, 2.) Connecting with a building tech para in the media center, or 3.) By calling 952-848-4915.

Human Resources

In addition to the use of premier reserve substitutes, EPS increased the allocation to support hiring of short call substitutes.

Safety, Health & Wellness -

Facilities

EPS follows the MDH recommended regimen using Environmental Protection Agency-approved disinfectant and green seal certified cleaning agents. Classroom surfaces are cleaned using Suprox, a green-certified hydrogen peroxide-based cleaner, daily and as needed.

Ventilation

Edina Public Schools air and ventilation systems meet or exceed Minnesota Department of Health and Centers for Disease Control standards. Mechanical systems are set to maximize fresh air intake, with increased run times. Building air filters are set for maximum filtration. HEPA filters are in place in the following locations: all elementary and secondary full classrooms, lunch rooms and other educational spaces; all Health Services Offices.

General

Hand sanitizer dispensers are located in building vestibules and in classrooms. Information is provided via signage for staff, students and visitors encouraging the use of these dispensers.

Transportation

Masking protocol:

Transportation continues to follow the current federal CDC requirements for the driver and students to wear masks while on the school bus, whether or not you have been vaccinated or contracted COVID.

Ventilation & Cleaning:

Ventilation: Buses have increased ventilation by having several windows open a few inches each. All high touch areas of the bus are wiped down after every run.

Distancing on the bus: Currently the front 4 seats are blocked to keep a distance of 6 feet from the driver. No other restrictions in place for students at this time.

Transportation Building: Hand sanitizer dispensers are located in the building at the main entrance, bathrooms, and break rooms.

Athletics and Activities

All students and staff must wear masks when riding EPS transportation.

Masks **are NOT required** for students, coaches, and spectators at outdoor practices, activities or competitions.

Masks **are NOT required** to be worn when indoor sports or personal wellness participants are actively practicing or competing.

Communication

A variety of communication tools have been used throughout the 2021-2022 school year, including an updated COVID dashboard, and recorded or written updates from the superintendent. In addition, several print resources were added to the COVID family information page. A waterfall communication plan will be implemented if/when final approval has been received by the school board. This includes superintendent communication to Edina Public Schools families and staff, website updates, Family Dashboard update, school newsletters and social media outlets.

Edina Public Schools COVID-19 Mitigation Update

February 14, 2022

Overview:

- Background
- Vaccination & COVID Infection Rates
- Hospital Capacity
- Less Virulent Variants
- Updated Length of Quarantine & Isolation

EPS Student Vaccination Rates

Fully Vaccinated Rates as of February 4, 2022

Grades 9-12: 83.78 %

Grades 6-8: 74.58%

Grades K-5: 50.64%

**Unvaccinated Students
with reported
COVID Infection since
January 1, 2022**

Unvaccinated Students with reported COVID infection

Grades 9-12: 4.37%

Grades 6-8: 12.20%

Grades K-5: 26.65%

Vaccination or Testing Resolution

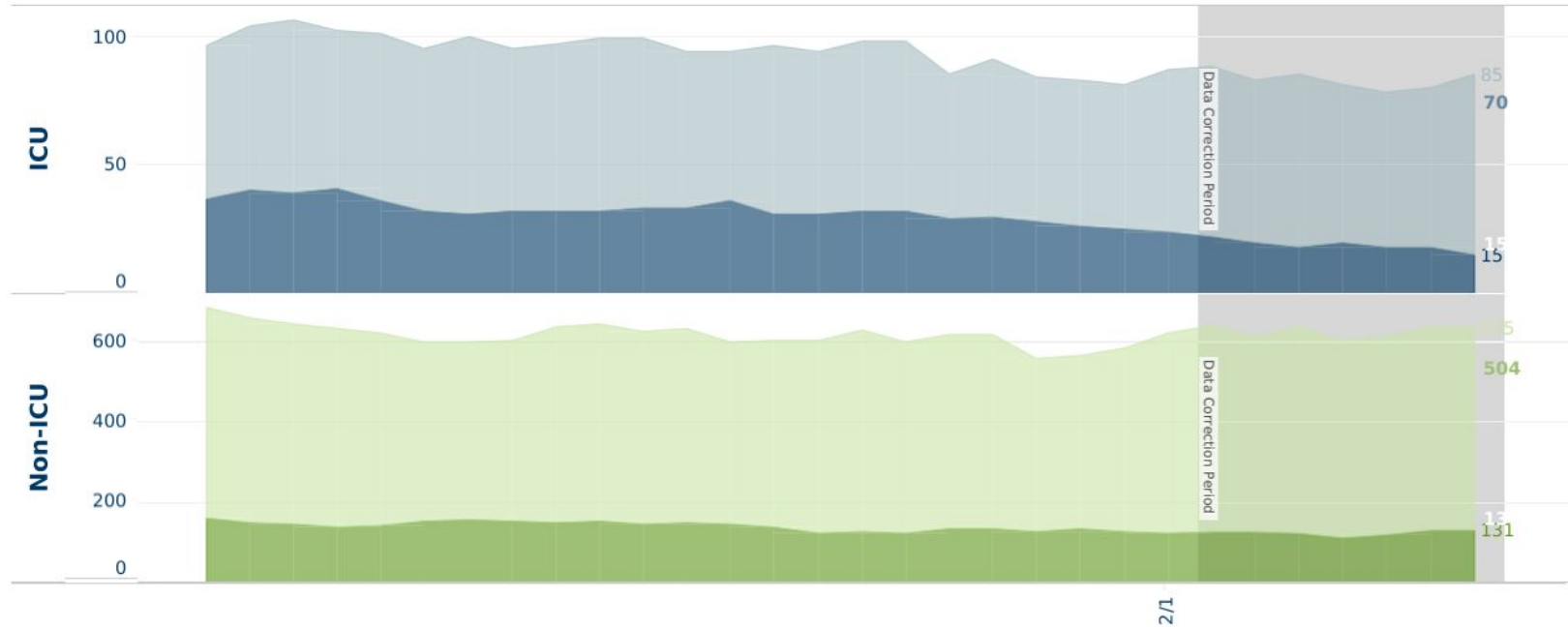
Staff Vaccination or Testing

- 1603 staff members
- 88.27% (1415) Submitted Proof of Vaccination
- Testing requirement began week of January 17th
- Tests provided if needed
- Oversight through Human Resources Department

Hospital Capacity

ICU AND NON-ICU BEDS IN USE (Adult and Pediatric Patients)

COVID & non-COVID | 1/10 to 2/8 | Central



SOURCE: MINNESOTA DEPARTMENT OF HEALTH - Federal Department of Health and Human Services-TeleTracking

ICU, non-COVID

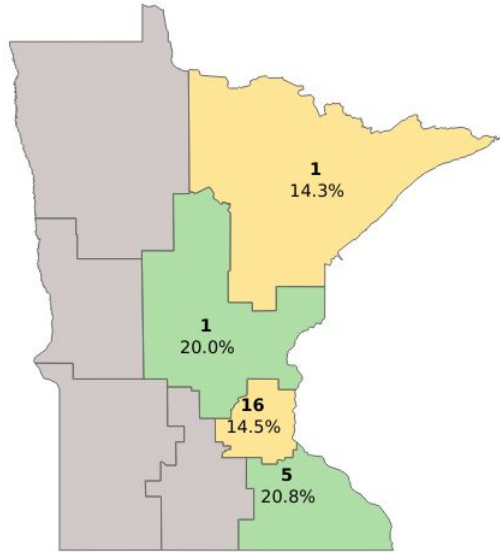
ICU, COVID

non-ICU, non-COVID

non-ICU, COVID

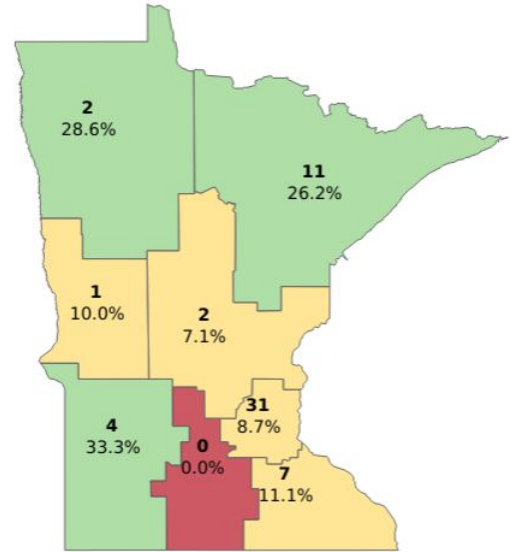
STAFFED PEDIATRIC ICU BED AVAILABILITY

AVAILABLE TODAY | % OF REGIONAL BEDS AVAILABLE



STAFFED PEDIATRICS NON-ICU BED AVAILABILITY

AVAILABLE TODAY | % OF REGIONAL BEDS AVAILABLE

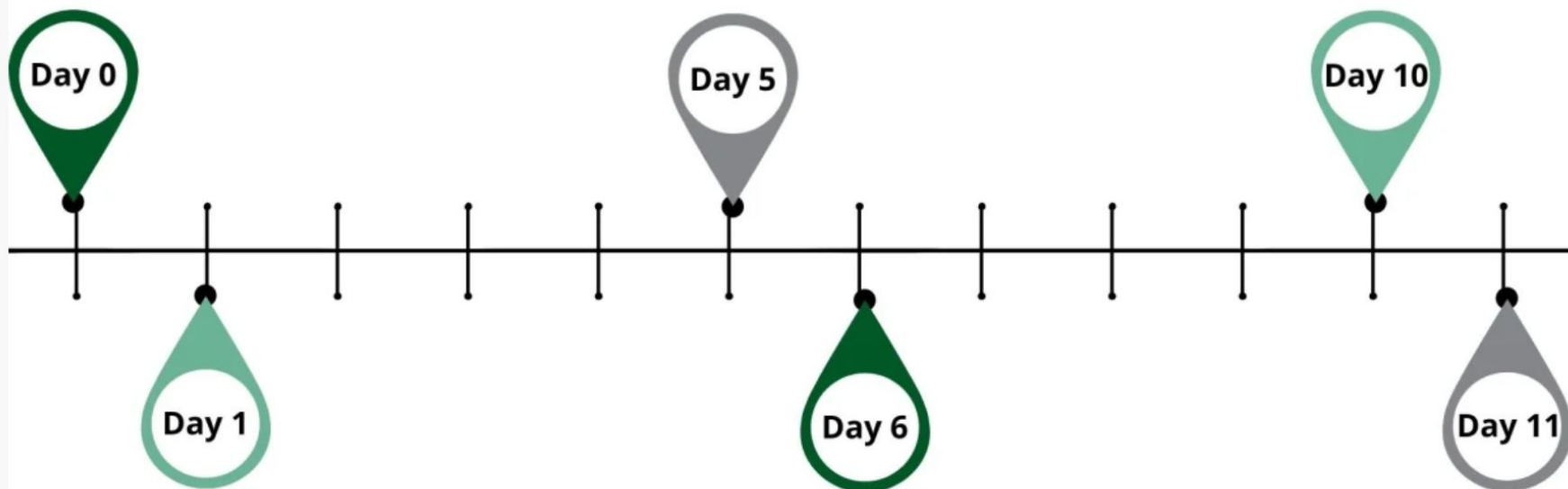


Centers for Disease Control and Prevention

Quarantine & Isolation



5-DAY TIMELINE CDC Guidelines for Quarantine and Isolation



Recommendations

Masking Recommendations

Downgrade masking expectations to strongly recommended for E-12 students and staff effective Wednesday, February 23, 2022.

Transition Details

The need to return to universal masking may arise. Edina Public Schools will monitor student absence rates by school and program to make decisions about universal masking.

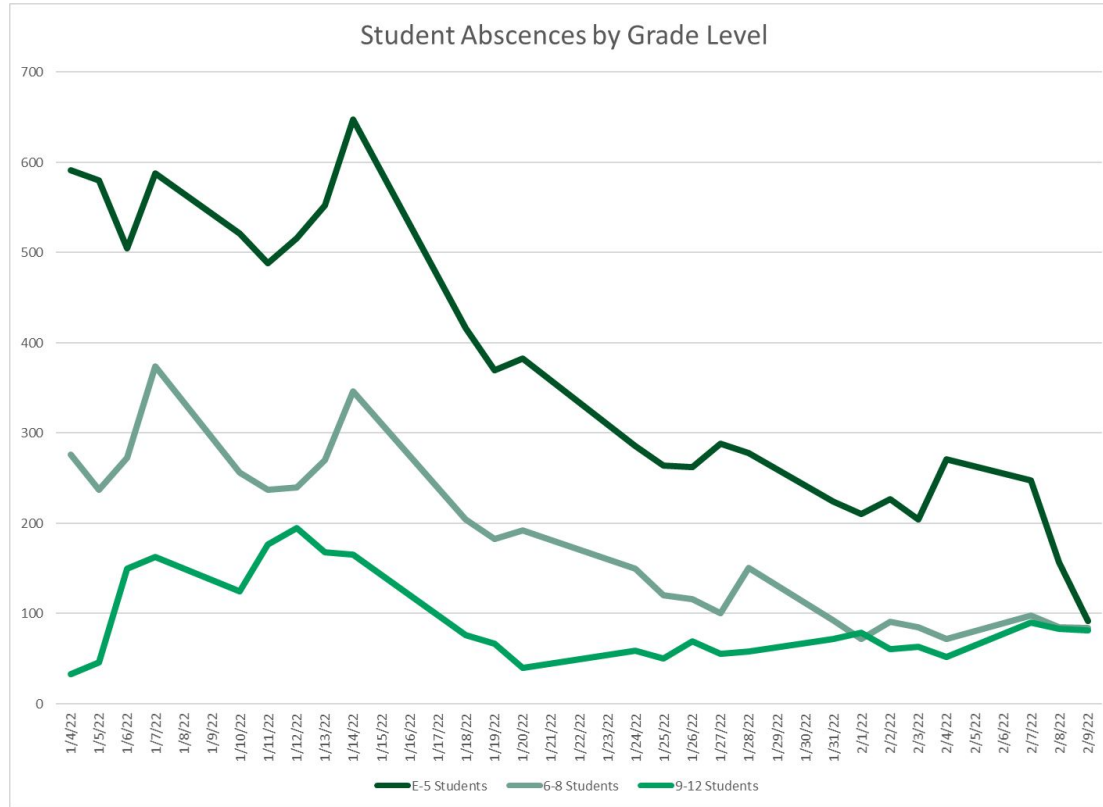
- Historical absence average data for 2018 and 2019
- Average absences for Tuesday - Thursday, and for each week of the school year.
- Specific data points for stakeholder clarity

Transition Details

Rather than use the Hennepin county case rates, we believe monitoring of student attendance rates will provide a more accurate determination of community spread in our schools or district.

- Historical absence average data for 2018 and 2019
- Average absences for Tuesday - Thursday, and for each week of the school year.
- If/when absences reach a level of 2x that of the calculated 2-year average, universal masking will be applied until absence rates return the 2 yr average or below).

Student absence and Edina City COVID cases



Although the Edina City case rate per 100,000 continues to be high, we see that the student absence rate has tapered since the height of the surge

Transition Details

- Focus on culture and climate and adjusting to new environment.
- Online Learning Options
 - K-6 (Edina Elementary Virtual Pathway)
 - 7-12 (For students with *specific health* needs that prevent them from learning in a non-universally masked environment)

Mitigation Recommendations

- Masks are still strongly recommended
- MDH contact tracing protocol will continue
- CDC quarantine or isolation protocols will continue
- Physical distancing will continue
- HEPA Filters will still run throughout school day
- Due to federal regulations, students & staff must wear masks on bus

Questions