Water Pollution Control Authority Meeting
February 10, 2022 @ 6:30 PM

Town of Putnam is inviting you to a scheduled Zoom meeting.

Join Zoom Meeting
https://zoom.us/j/97885426754

Meeting ID: 978 8542 6754
+1 646 558 8656 US (New York)

AGENDA

---

1. Call to Order by Presiding Officer
2. Pledge of Allegiance
3. Public Comment – 3 Minute Maximum per person
4. Approval of the Minutes

   A. January 20, 2022 Special WPCA Meeting Minutes
5. Petitions and Communications
6. Staff Reports

   A. Finance Director

   B. WPCA Superintendent
7. Unfinished Business
8. Policy & Procedure Considerations
9. New Business

   A. First draft of FY 2022/2023 WPCA Budget
10. Public Comment – 3 Minute Maximum per person
11. Adjournment

To Be Approved
TOWN OF PUTNAM
Special WATER POLLUTION CONTROL AUTHORITY MEETING
January 20, 2022 @ 6:30 PM
Zoom Meeting ID# 957 8402 2515

| TOPIC | | | DISCUSSION |
|---|---|---|---|
| PRESENT: | | | Chairman Paquin, Vice Chairman Perron, Member Greene, Alternate Maynard |
| ABSENT: | | | Member Dionne, Alternate Hanlon and Alternate Higginson |
| | | | |
| 1. | CALL TO ORDER | | Chairman Paquin called the meeting to order at 6:37 PM |
| | | | |
| 2. | PUBLIC COMMENT | | Chairman Paquin welcomed Alternate Maynard to the WPCA.<br><br>Vice Chairman Perron made a motion to make Alternate Maynard a voting member for this evening's meeting. The motion was seconded by Member Greene and passed unanimously. |
| | | | |
| 3. | APPROVAL OF THE MINUTES | A. | December 9, 2021 WPCA Meeting<br><br>Vice Chairman Perron made a motion to approve the minutes of the December 9, 2021 WPCA Meeting as presented. The motion was seconded by Member Greene and passed unanimously. |
| 4. | PETITIONS & COMMUNICATIONS | | Superintendent Lynch included the RFQ for Engineering Services in the packet as information. |
| | | | |
| 5. | STAFF REPORTS | A. | Finance Director.<br>Finance Director Benway shared her report with the Authority Members..<br><br>Chairman Paquin thanked Finance Director Benway for a clean audit. |
| | | B. | WPCA Superintendent |

| | | | |
|---|---|---|---|
| | | | Superintendent Lynch shared his report with the Authority Members. |
| | | | |
| 6. | UNFINISHED BUSINESS | | None |
| | | | |
| 7. | Policy & Procedure Considerations | | None |
| | | | |
| 9. | New Business | | Superintendent Lynch stated he will have the first draft of the FY 23 Budget in next month's packet.<br><br>Superintendent Lynch stated rate increases are in the process of being reviewed. |
| | | | |
| 10. | Public Comment | | None |
| | | | |
| 11. | Adjournment | | Vice Chairman Perron made a motion to adjourn at 7:03 PM. The motion was seconded by Member Greene and passed unanimously. |
| | | | |

# WPCA Finance Report
Thursday, February 10, 2022

## FY 21-22

| REVENUE | | |
|---|---|---|
| | Budgeted | Collected/Billed |
| Total Water | $ 2,828,000.00 | $ 1,528,584.98 |
| Total Sewer | $ 2,930,500.00 | $ 1,488,382.01 |
| | $ 5,758,500.00 | $ 3,016,966.99 |
| | | |
| Expenses - Water | | |
| | Budgeted | Expended |
| Total Water | $ 2,828,000.00 | $ 1,558,209.58 |
| | YTD Remaining | $ 1,269,790.42 |
| Encumbrance | | $ 505,067.59 |
| | | |
| | Remaining after encumbrance | $ 764,722.83 |
| | | |
| Expenses - Sewer | | |
| | Budgeted | Expended |
| Total Sewer | $ 2,930,500.00 | $ 1,558,282.82 |
| | YTD Remaining | $ 1,372,217.18 |
| Encumbrance | | $ 565,312.39 |
| | | |
| | Remaining after encumbrance | $ 806,904.79 |

Water encumbrance remaining of $764,722.83, $211,209.83 is earmarked for the remaining bond payments. So the remaining balance after encumbrances is then $553,513.00.
Sewer encumbrance remaining of $806,904.79, $397,263 is earmarked for the remaining bond payments. So the remaining balance after encumbrances is then $409,641.79.
There is 5 months remaining in this FY.

Total Combined $ 5,758,500.00
Water & Sewer Budget
Attached are copies of the Water & Sewer Budgets
There will be a upcoming bond payment (91-28) of $79,691.25 on February 28th .

Also, I have now encumbered the anticipated payroll for the remaining year. This will allow for a more accurate bottom line of the budget. Once Union contracts are negotiated the anticipated payroll may change.

# Water Pollution Control Authority

## FY 22 Water Expenditure

From Date: 7/1/2021 To Date: 6/30/2022

**Fiscal Year: 2021-2022**

☐ Subtotal by Collapse Mask ☐ Include pre encumbrance ☐ Print accounts with zero balance ☑ Filter Encumbrance Detail by Date Range

☐ Exclude Inactive Accounts with zero balance

| Account Number | Description | GL Budget | Range To Date | YTD | Balance | Encumbrance | Budget Balance | % Bud |
|---|---|---|---|---|---|---|---|---|
| 3600.49.4900.56904.00000 | Cap. Proj. expense | $200,000.00 | $42,833.00 | $42,833.00 | $157,167.00 | $7,715.71 | $149,451.29 | 74.73% |
| DEPARTMENT: | Capital Water Project - Water Plant - 4900 | $200,000.00 | $42,833.00 | $42,833.00 | $157,167.00 | $7,715.71 | $149,451.29 | 74.73% |
| 6000.00.0000.58311.00000 | USDA 91-22 $1.2 MIL | $57,611.89 | $57,611.89 | $57,611.89 | $0.00 | $0.00 | $0.00 | 0.00% |
| 6000.00.0000.58312.00000 | USDA 91-31 $9.1 MIL | $381,062.50 | $381,062.50 | $381,062.50 | $0.00 | $0.00 | $0.00 | 0.00% |
| 6000.00.0000.58313.00000 | USDA 91-30 $1.5 MIL | $73,921.88 | $73,921.87 | $73,921.87 | $0.01 | $0.00 | $0.01 | 0.00% |
| 6000.00.0000.58314.00000 | 91-28 Manganese $1.58 MIL | $79,691.25 | $0.00 | $0.00 | $79,691.25 | $0.00 | $79,691.25 | 100.00% |
| 6000.00.0000.58315.00000 | 91-34 Manganese $1.1 MIL | $53,861.25 | $0.00 | $0.00 | $53,861.25 | $0.00 | $53,861.25 | 100.00% |
| 6000.00.0000.58316.00000 | 91-35 Manganese $1.27 MIL | $50,439.56 | $0.00 | $0.00 | $50,439.56 | $0.00 | $50,439.56 | 100.00% |
| 6000.00.0000.58317.00000 | CCWF $1 MIL | $64,411.67 | $0.00 | $0.00 | $64,411.67 | $0.00 | $64,411.67 | 100.00% |
| 6000.00.0000.58320.00000 | Water Bond Notes | $0.00 | $37,345.83 | $37,345.83 | ($37,345.83) | $27,217.77 | ($64,563.60) | 0.00% |
| 6000.00.0000.58340.00000 | Bank fees | $0.00 | $2,797.95 | $2,797.95 | ($2,797.95) | $0.00 | ($2,797.95) | 0.00% |
| 6000.80.0000.52600.00000 | Unemployment Compensation | $1,000.00 | $693.32 | $693.32 | $306.68 | $0.00 | $306.68 | 30.67% |
| | DEPARTMENT: Undesignated - 0000 | $762,000.00 | $553,433.36 | $553,433.36 | $208,566.64 | $27,217.77 | $181,348.87 | 23.80% |
| 6000.80.8001.53070.00000 | LabTesting | $15,000.00 | $10,550.33 | $10,550.33 | $4,449.67 | $4,369.00 | $80.67 | 0.54% |
| 6000.80.8001.54111.00000 | CT Water | $100,000.00 | $75,015.91 | $75,015.91 | $24,984.09 | $27,057.67 | ($2,073.58) | -2.07% |
| 6000.80.8001.56220.00000 | Water Electricity | $200,000.00 | $79,150.01 | $79,150.01 | $120,849.99 | $0.00 | $120,849.99 | 60.42% |
| 6000.80.8001.56221.00000 | Fuel / Heating/ Propane | $19,000.00 | $19,350.68 | $19,350.68 | ($350.68) | $8,647.81 | ($8,998.49) | -47.36% |
| 6000.80.8001.56290.00000 | Lab Supplies | $10,000.00 | $3,428.90 | $3,428.90 | $6,571.10 | $2,110.00 | $4,461.10 | 44.61% |
| | DEPARTMENT: Source of Supply - 8001 | $344,000.00 | $187,495.83 | $187,495.83 | $156,504.17 | $42,184.48 | $114,319.69 | 33.23% |
| 6000.80.8005.56100.00000 | Chemicals Supply | $200,000.00 | $93,932.42 | $93,932.42 | $106,067.58 | $38,943.34 | $67,124.24 | 33.56% |
| | DEPARTMENT: Treatment Expenses - 8005 | $200,000.00 | $93,932.42 | $93,932.42 | $106,067.58 | $38,943.34 | $67,124.24 | 33.56% |
| 6000.80.8007.51610.00000 | Water Regular | $470,000.00 | $259,273.63 | $259,273.63 | $210,726.37 | $211,691.31 | ($964.94) | -0.21% |
| 6000.80.8007.51630.00000 | Water OT | $50,000.00 | $24,044.43 | $24,044.43 | $25,955.57 | $0.00 | $25,955.57 | 51.91% |
| 6000.80.8007.54300.00000 | Repairs and Maintenance | $273,700.00 | $133,994.54 | $133,994.54 | $139,705.46 | $21,128.08 | $118,577.38 | 43.32% |
| 6000.80.8007.56260.00000 | Gasoline & Diesel | $5,000.00 | $2,365.89 | $2,365.89 | $2,634.11 | $1,200.00 | $1,434.11 | 28.68% |
| | DEPARTMENT: Transmission & Distribution - 8007 | $798,700.00 | $419,678.49 | $419,678.49 | $379,021.51 | $234,019.39 | $145,002.12 | 18.15% |
| 6000.80.8009.53100.00000 | Audit - Water | $8,000.00 | $4,250.00 | $4,250.00 | $3,750.00 | $0.00 | $3,750.00 | 46.88% |
| 6000.80.8009.55310.00000 | Recording Fees | $7,000.00 | $140.00 | $140.00 | $6,860.00 | $0.00 | $6,860.00 | 98.00% |
| | DEPARTMENT: Accounting & Collections - 8009 | $15,000.00 | $4,390.00 | $4,390.00 | $10,610.00 | $0.00 | $10,610.00 | 70.73% |
| 6000.80.8011.51640.00000 | Cell Phone Stipend | $350.00 | $200.00 | $200.00 | $150.00 | $100.00 | $50.00 | 14.29% |
| 6000.80.8011.52100.00000 | Group Insurance | $1,800.00 | $838.50 | $838.50 | $961.50 | $0.00 | $961.50 | 53.42% |
| 6000.80.8011.53011.00000 | Professional Services | $45,000.00 | $12,732.25 | $12,732.25 | $32,267.75 | $2,175.00 | $30,092.75 | 66.87% |
| 6000.80.8011.53020.00000 | Legal Services | $10,000.00 | $9.25 | $9.25 | $9,990.75 | $0.00 | $9,990.75 | 99.91% |
| 6000.80.8011.53100.00000 | Town Services/Engineer | $9,000.00 | $9,895.22 | $9,895.22 | ($895.22) | $29,685.65 | ($30,580.87) | -339.79% |
| 6000.80.8011.53101.00000 | Training/Conferences | $10,000.00 | $551.00 | $551.00 | $9,449.00 | $0.00 | $9,449.00 | 94.49% |
| 6000.80.8011.53300.00000 | Architects/Engineers | $10,000.00 | $8,921.01 | $8,921.01 | $1,078.99 | $51,820.49 | ($50,741.50) | -507.42% |
| 6000.80.8011.53500.00000 | Tech Support | $50,000.00 | $11,233.82 | $11,233.82 | $38,766.18 | $1,022.84 | $37,743.34 | 75.49% |
| 6000.80.8011.54410.00000 | Rents | $7,000.00 | $7,987.50 | $7,987.50 | ($987.50) | $2,475.00 | ($3,462.50) | -49.46% |
| 6000.80.8011.55200.00000 | LAP Insurance | $35,000.00 | $29,566.31 | $29,566.31 | $5,433.69 | $0.00 | $5,433.69 | 15.52% |
| 6000.80.8011.55201.00000 | Workers" Compensation Ins. | $17,000.00 | $15,123.59 | $15,123.59 | $1,876.41 | $0.00 | $1,876.41 | 11.04% |
| 6000.80.8011.55300.00000 | Utilities -phone/internet | $14,000.00 | $5,910.37 | $5,910.37 | $8,089.63 | $2,222.81 | $5,866.82 | 41.91% |
| 6000.80.8011.55301.00000 | Postage | $5,000.00 | $46.68 | $46.68 | $4,953.32 | $161.23 | $4,792.09 | 95.84% |
| 6000.80.8011.55500.00000 | Printing & Publication | $6,000.00 | $678.50 | $678.50 | $5,321.50 | $0.00 | $5,321.50 | 88.69% |
| 6000.80.8011.56010.00000 | Office Supply | $7,000.00 | $4,242.89 | $4,242.89 | $2,757.11 | $1,011.25 | $1,745.86 | 24.94% |
| 6000.80.8011.56011.00000 | Saftety Supplies | $3,000.00 | $2,120.00 | $2,120.00 | $880.00 | $395.23 | $484.77 | 16.16% |

# FY 22 Water Expenditure

From Date: 7/1/2021 To Date: 6/30/2022

**Fiscal Year: 2021-2022**

☐ Subtotal by Collapse Mask ☐ Include pre encumbrance ☐ Print accounts with zero balance ☑ Filter Encumbrance Detail by Date Range

☐ Exclude Inactive Accounts with zero balance

| Account Number | Description | GL Budget | Range To Date | YTD | Balance | Encumbrance | Budget Balance | % Bud |
|---|---|---|---|---|---|---|---|---|
| 6000.80.8011.56900.00000 | Custodial Supplies | $2,000.00 | $174.90 | $174.90 | $1,825.10 | $227.92 | $1,597.18 | 79.86% |
| 6000.80.8011.56903.00000 | Contingency | $42,000.00 | $15,997.34 | $15,997.34 | $26,002.66 | $0.00 | $26,002.66 | 61.91% |
| | DEPARTMENT: Admin & General Ex - 8011 | $274,150.00 | $126,229.13 | $126,229.13 | $147,920.87 | $91,297.42 | $56,623.45 | 20.65% |
| 6000.80.8013.52200.00000 | Social Secrurity | $45,900.00 | $22,105.55 | $22,105.55 | $23,794.45 | $15,766.80 | $8,027.65 | 17.49% |
| 6000.80.8013.52300.00000 | Retirement Contributions | $10,000.00 | $10,498.45 | $10,498.45 | ($498.45) | $0.00 | ($498.45) | -4.98% |
| 6000.80.8013.52400.00000 | Health Savings Contributions | $12,000.00 | $12,000.00 | $12,000.00 | $0.00 | $8,000.00 | ($8,000.00) | -66.67% |
| 6000.80.8013.52800.00000 | Health Insurance | $108,000.00 | $61,294.93 | $61,294.93 | $46,705.07 | $36,648.36 | $10,056.71 | 9.31% |
| 6000.80.8013.52801.00000 | Insurance Buyout | $3,250.00 | $5,250.00 | $5,250.00 | ($2,000.00) | $1,750.00 | ($3,750.00) | -115.38% |
| 6000.80.8013.52850.00000 | Dental Insurance | $4,000.00 | $1,295.56 | $1,295.56 | $2,704.44 | $924.32 | $1,780.12 | 44.50% |
| | DEPARTMENT: Employee Benefits - 8013 | $183,150.00 | $112,444.49 | $112,444.49 | $70,705.51 | $63,089.48 | $7,616.03 | 4.16% |
| 6000.80.8015.54302.00000 | Vehicle Maint. & Repair | $5,000.00 | $2,172.86 | $2,172.86 | $2,827.14 | $300.00 | $2,527.14 | 50.54% |
| 6000.80.8015.55800.00000 | Travel Reimb. | $900.00 | $600.00 | $600.00 | $300.00 | $300.00 | $0.00 | 0.00% |
| 6000.80.8015.56300.00000 | Meals | $100.00 | $0.00 | $0.00 | $100.00 | $0.00 | $100.00 | 100.00% |
| 6000.80.8015.57010.00000 | Property Taxes | $10,000.00 | $0.00 | $0.00 | $10,000.00 | $0.00 | $10,000.00 | 100.00% |
| 6000.80.8015.58100.00000 | Diversion Permits | $35,000.00 | $15,000.00 | $15,000.00 | $20,000.00 | $0.00 | $20,000.00 | 57.14% |
| | DEPARTMENT: Non-operating Expenses - 8015 | $51,000.00 | $17,772.86 | $17,772.86 | $33,227.14 | $600.00 | $32,627.14 | 63.97% |
| | **Grand Total:** | $2,828,000.00 | $1,558,209.58 | $1,558,209.58 | $1,269,790.42 | $505,067.59 | $764,722.83 | 27.04% |

**End of Report**

# Water Pollution Control Authority

## FY 22 Water Revenue

From Date: 7/1/2021 To Date: 6/30/2022

**Fiscal Year: 2021-2022**

☐ Subtotal by Collapse Mask ☐ Include pre encumbrance ☐ Print accounts with zero balance ☑ Filter Encumbrance Detail by Date Range

☐ Exclude Inactive Accounts with zero balance

| Account Number | Description | GL Budget | Range To Date | YTD | Balance | Encumbrance | Budget Balance | % Bud |
|---|---|---|---|---|---|---|---|---|
| 6000.00.0000.46101.00000 | Water Interest Earned STIF | ($1,000.00) | ($1,576.01) | ($1,576.01) | $576.01 | $0.00 | $576.01 | -57.60% |
| | DEPARTMENT: Undesignated - 0000 | ($1,000.00) | ($1,576.01) | ($1,576.01) | $576.01 | $0.00 | $576.01 | -57.60% |
| 6000.80.8009.41109.00000 | Water Penalties/Liens | $0.00 | ($23,048.65) | ($23,048.65) | $23,048.65 | $0.00 | $23,048.65 | 0.00% |
| 6000.80.8009.44010.00000 | Water Opr. Rev | ($2,723,000.00) | ($1,401,751.66) | ($1,401,751.66) | ($1,321,248.34) | $0.00 | ($1,321,248.34) | 48.52% |
| 6000.80.8009.44011.00000 | Misc water Hydrants/Sprinkler | ($90,000.00) | ($89,917.13) | ($89,917.13) | ($82.87) | $0.00 | ($82.87) | 0.09% |
| 6000.80.8009.46101.00000 | Interest earned | $0.00 | ($339.60) | ($339.60) | $339.60 | $0.00 | $339.60 | 0.00% |
| 6000.80.8009.47203.00000 | Antenna Lease | ($14,000.00) | ($7,110.55) | ($7,110.55) | ($6,889.45) | $0.00 | ($6,889.45) | 49.21% |
| 6000.80.8009.48990.00000 | Misc Revenues | $0.00 | ($4,841.38) | ($4,841.38) | $4,841.38 | $0.00 | $4,841.38 | 0.00% |
| | DEPARTMENT: Accounting & Collections - 8009 | ($2,827,000.00) | ($1,527,008.97) | ($1,527,008.97) | ($1,299,991.03) | $0.00 | ($1,299,991.03) | 45.98% |
| | **Grand Total:** | ($2,828,000.00) | ($1,528,584.98) | ($1,528,584.98) | ($1,299,415.02) | $0.00 | ($1,299,415.02) | 45.95% |

**End of Report**

# Water Pollution Control Authority

## FY 22 Sewer Expenditure

From Date: 7/1/2021 To Date: 6/30/2022

**Fiscal Year: 2021-2022**

☐ Subtotal by Collapse Mask ☐ Include pre encumbrance ☐ Print accounts with zero balance ☑ Filter Encumbrance Detail by Date Range

☐ Exclude Inactive Accounts with zero balance

| Account Number | Description | GL Budget | Range To Date | YTD | Balance | Encumbrance | Budget Balance | % Bud |
|---|---|---|---|---|---|---|---|---|
| 3601.49.4901.56904.00000 | Capital Projects | $170,000.00 | $15,550.00 | $15,550.00 | $154,450.00 | $7,715.71 | $146,734.29 | 86.31% |
| 3601.49.4901.57300.00000 | Camera System | $35,650.00 | $35,648.93 | $35,648.93 | $1.07 | $0.00 | $1.07 | 0.00% |
| | DEPARTMENT: Capital Sewer Project - Sewer Plant - 4901 | $205,650.00 | $51,198.93 | $51,198.93 | $154,451.07 | $7,715.71 | $146,735.36 | 71.35% |
| 6001.00.0000.58305.00000 | USDA 92-26 $2.97 MIL | $103,891.00 | $0.00 | $0.00 | $103,891.00 | $0.00 | $103,891.00 | 100.00% |
| 6001.00.0000.58306.00000 | USDA 92-25 $711K | $28,327.00 | $28,327.00 | $28,327.00 | $0.00 | $0.00 | $0.00 | 0.00% |
| 6001.00.0000.58307.00000 | USDA 92-23 $6.8 MIL | $282,472.00 | $0.00 | $0.00 | $282,472.00 | $0.00 | $282,472.00 | 100.00% |
| 6001.00.0000.58308.00000 | USDA 92-20 $3.8 MIL | $202,010.00 | $201,836.22 | $201,836.22 | $173.78 | $0.00 | $173.78 | 0.09% |
| 6001.00.0000.58309.00000 | USDA 92-06 $300K | $10,900.00 | $0.00 | $0.00 | $10,900.00 | $0.00 | $10,900.00 | 100.00% |
| | DEPARTMENT: Undesignated - 0000 | $627,600.00 | $230,163.22 | $230,163.22 | $397,436.78 | $0.00 | $397,436.78 | 63.33% |
| 6001.82.8009.53100.00000 | Audit - Sewer | $8,000.00 | $4,250.00 | $4,250.00 | $3,750.00 | $0.00 | $3,750.00 | 46.88% |
| | DEPARTMENT: Accounting & Collections - 8009 | $8,000.00 | $4,250.00 | $4,250.00 | $3,750.00 | $0.00 | $3,750.00 | 46.88% |
| 6001.82.8201.51610.00000 | Sewer Regular | $590,000.00 | $334,796.60 | $334,796.60 | $255,203.40 | $226,664.62 | $28,538.78 | 4.84% |
| 6001.82.8201.51630.00000 | Sewer OT | $40,000.00 | $20,862.33 | $20,862.33 | $19,137.67 | $0.00 | $19,137.67 | 47.84% |
| 6001.82.8201.53070.00000 | LabTesting | $50,000.00 | $20,536.00 | $20,536.00 | $29,464.00 | $6,187.00 | $23,277.00 | 46.55% |
| 6001.82.8201.56100.00000 | Chemicals Supply | $70,000.00 | $72,504.58 | $72,504.58 | ($2,504.58) | $0.00 | ($2,504.58) | -3.58% |
| 6001.82.8201.56220.00000 | Wastewater Electricity | $210,000.00 | $89,016.63 | $89,016.63 | $120,983.37 | $0.00 | $120,983.37 | 57.61% |
| 6001.82.8201.56221.00000 | Fuel / Heating/ Propane | $15,000.00 | $15,558.05 | $15,558.05 | ($558.05) | $3,622.96 | ($4,181.01) | -27.87% |
| 6001.82.8201.56290.00000 | Lab Supplies | $8,000.00 | $4,706.46 | $4,706.46 | $3,293.54 | $797.29 | $2,496.25 | 31.20% |
| | DEPARTMENT: Wastewater General Treatment - 8201 | $983,000.00 | $557,980.65 | $557,980.65 | $425,019.35 | $237,271.87 | $187,747.48 | 19.10% |
| 6001.82.8207.54300.00000 | Repairs & Maint. - Above Groun | $185,800.00 | $258,922.16 | $258,922.16 | ($73,122.16) | $88,447.21 | ($161,569.37) | -86.96% |
| 6001.82.8207.54302.00000 | Scada Maint. & Repair | $30,000.00 | $3,378.05 | $3,378.05 | $26,621.95 | $0.00 | $26,621.95 | 88.74% |
| 6001.82.8207.56260.00000 | Gasoline & Diesel | $5,000.00 | $2,049.20 | $2,049.20 | $2,950.80 | $1,500.02 | $1,450.78 | 29.02% |
| | DEPARTMENT: Collection System - 8207 | $220,800.00 | $264,349.41 | $264,349.41 | ($43,549.41) | $89,947.23 | ($133,496.64) | -60.46% |
| 6001.82.8211.51640.00000 | Cell Phone Stipend | $1,000.00 | $600.00 | $600.00 | $400.00 | $300.00 | $100.00 | 10.00% |
| 6001.82.8211.52100.00000 | Group Insurance | $1,700.00 | $877.50 | $877.50 | $822.50 | $0.00 | $822.50 | 48.38% |
| 6001.82.8211.53011.00000 | Professional Services | $17,000.00 | $3,000.00 | $3,000.00 | $14,000.00 | $4,716.70 | $9,283.30 | 54.61% |
| 6001.82.8211.53020.00000 | Legal Services | $10,000.00 | $175.75 | $175.75 | $9,824.25 | $0.00 | $9,824.25 | 98.24% |
| 6001.82.8211.53100.00000 | Town Services | $9,000.00 | $9,895.21 | $9,895.21 | ($895.21) | $29,685.65 | ($30,580.86) | -339.79% |
| 6001.82.8211.53101.00000 | Training & Conferences | $12,000.00 | $641.99 | $641.99 | $11,358.01 | $0.00 | $11,358.01 | 94.65% |
| 6001.82.8211.53300.00000 | Architects/Engineers | $15,000.00 | $24,732.74 | $24,732.74 | ($9,732.74) | $21,817.26 | ($31,550.00) | -210.33% |
| 6001.82.8211.53500.00000 | Tech Support | $30,000.00 | $11,233.81 | $11,233.81 | $18,766.19 | $1,022.84 | $17,743.35 | 59.14% |
| 6001.82.8211.54410.00000 | Rents | $7,000.00 | $7,987.50 | $7,987.50 | ($987.50) | $2,475.00 | ($3,462.50) | -49.46% |
| 6001.82.8211.55200.00000 | LAP Insurance | $35,000.00 | $29,566.30 | $29,566.30 | $5,433.70 | $0.00 | $5,433.70 | 15.52% |
| 6001.82.8211.55201.00000 | Workers" Compensation Ins. | $17,000.00 | $15,123.58 | $15,123.58 | $1,876.42 | $0.00 | $1,876.42 | 11.04% |
| 6001.82.8211.55300.00000 | Communications | $8,000.00 | $4,412.85 | $4,412.85 | $3,587.15 | $2,084.38 | $1,502.77 | 18.78% |
| 6001.82.8211.55301.00000 | Postage | $5,000.00 | $72.80 | $72.80 | $4,927.20 | $161.23 | $4,765.97 | 95.32% |
| 6001.82.8211.55310.00000 | Recording Fees | $6,000.00 | $180.00 | $180.00 | $5,820.00 | $0.00 | $5,820.00 | 97.00% |
| 6001.82.8211.55500.00000 | Printing & Publication | $1,000.00 | $78.05 | $78.05 | $921.95 | $0.00 | $921.95 | 92.20% |
| 6001.82.8211.56010.00000 | Office Supply | $6,000.00 | $5,152.62 | $5,152.62 | $847.38 | $1,063.23 | ($215.85) | -3.60% |
| 6001.82.8211.56011.00000 | Saftety Supplies | $2,000.00 | $2,137.47 | $2,137.47 | ($137.47) | $210.24 | ($347.71) | -17.39% |
| 6001.82.8211.56900.00000 | Custodial Supplies | $2,000.00 | $696.43 | $696.43 | $1,303.57 | $564.24 | $739.33 | 36.97% |
| 6001.82.8211.56903.00000 | Contingency | $36,000.00 | $2,623.40 | $2,623.40 | $33,376.60 | $0.00 | $33,376.60 | 92.71% |
| | DEPARTMENT: Admin & General Expenses - 8211 | $220,700.00 | $119,188.00 | $119,188.00 | $101,512.00 | $64,100.77 | $37,411.23 | 16.95% |
| 6001.82.8213.52200.00000 | Social Security | $46,000.00 | $27,414.89 | $27,414.89 | $18,585.11 | $12,587.80 | $5,997.31 | 13.04% |
| 6001.82.8213.52300.00000 | Retirement Contributions | $10,000.00 | $10,498.44 | $10,498.44 | ($498.44) | $0.00 | ($498.44) | -4.98% |

## FY 22 Sewer Expenditure

From Date: 7/1/2021 To Date: 6/30/2022

**Fiscal Year: 2021-2022**

☐ Subtotal by Collapse Mask ☐ Include pre encumbrance ☐ Print accounts with zero balance ☑ Filter Encumbrance Detail by Date Range

☐ Exclude Inactive Accounts with zero balance

| Account Number | Description | GL Budget | Range To Date | YTD | Balance | Encumbrance | Budget Balance | % Bud |
|---|---|---|---|---|---|---|---|---|
| 6001.82.8213.52400.00000 | Health Savings Contributions | $14,000.00 | $12,666.70 | $12,666.70 | $1,333.30 | $10,200.00 | ($8,866.70) | -63.33% |
| 6001.82.8213.52401.00000 | Insurance Buyout | $3,250.00 | $0.00 | $0.00 | $3,250.00 | $0.00 | $3,250.00 | 100.00% |
| 6001.82.8213.52600.00000 | Unemployment Compensation | $1,000.00 | $693.31 | $693.31 | $306.69 | $0.00 | $306.69 | 30.67% |
| 6001.82.8213.52800.00000 | Health Insurance | $178,000.00 | $102,970.26 | $102,970.26 | $75,029.74 | $46,110.34 | $28,919.40 | 16.25% |
| 6001.82.8213.52850.00000 | Dental Insurance | $3,800.00 | $1,328.44 | $1,328.44 | $2,471.56 | $768.28 | $1,703.28 | 44.82% |
| | DEPARTMENT: Employee Benefits - 8213 | $256,050.00 | $155,572.04 | $155,572.04 | $100,477.96 | $69,666.42 | $30,811.54 | 12.03% |
| 6001.82.8215.53900.00000 | Sludge Removal | $400,000.00 | $171,254.30 | $171,254.30 | $228,745.70 | $94,910.39 | $133,835.31 | 33.46% |
| 6001.82.8215.54302.00000 | Vehicle Maint. & Repair | $6,000.00 | $2,526.27 | $2,526.27 | $3,473.73 | $800.00 | $2,673.73 | 44.56% |
| 6001.82.8215.55800.00000 | Travel Reimb. | $2,700.00 | $1,800.00 | $1,800.00 | $900.00 | $900.00 | $0.00 | 0.00% |
| | DEPARTMENT: Non-Operating Expenses - 8215 | $408,700.00 | $175,580.57 | $175,580.57 | $233,119.43 | $96,610.39 | $136,509.04 | 33.40% |
| | **Grand Total:** | $2,930,500.00 | $1,558,282.82 | $1,558,282.82 | $1,372,217.18 | $565,312.39 | $806,904.79 | 27.53% |

**End of Report**

# Water Pollution Control Authority

## FY 22 Sewer Revenue

From Date: 7/1/2021 To Date: 6/30/2022

**Fiscal Year: 2021-2022**

☐ Subtotal by Collapse Mask ☐ Include pre encumbrance ☐ Print accounts with zero balance ☑ Filter Encumbrance Detail by Date Range

☐ Exclude Inactive Accounts with zero balance

| Account Number | Description | GL Budget | Range To Date | YTD | Balance | Encumbrance | Budget Balance | % Bud |
|---|---|---|---|---|---|---|---|---|
| 6001.00.0000.46101.00000 | Sewer Interest Earned STIF | $0.00 | ($1,141.25) | ($1,141.25) | $1,141.25 | $0.00 | $1,141.25 | 0.00% |
| | DEPARTMENT: Undesignated - 0000 | $0.00 | ($1,141.25) | ($1,141.25) | $1,141.25 | $0.00 | $1,141.25 | 0.00% |
| 6001.82.8209.41109.00000 | Sewer Penalties/Liens | $0.00 | ($13,986.97) | ($13,986.97) | $13,986.97 | $0.00 | $13,986.97 | 0.00% |
| 6001.82.8209.44010.00000 | Sewer Opr Rev | ($1,817,500.00) | ($857,622.22) | ($857,622.22) | ($959,877.78) | $0.00 | ($959,877.78) | 52.81% |
| 6001.82.8209.44011.00000 | Septage Revenue | ($340,000.00) | ($199,633.42) | ($199,633.42) | ($140,366.58) | $0.00 | ($140,366.58) | 41.28% |
| 6001.82.8209.44012.00000 | Pomfret Sewer | ($202,000.00) | ($163,271.59) | ($163,271.59) | ($38,728.41) | $0.00 | ($38,728.41) | 19.17% |
| 6001.82.8209.44013.00000 | Industrial Sewer | ($320,000.00) | ($178,124.24) | ($178,124.24) | ($141,875.76) | $0.00 | ($141,875.76) | 44.34% |
| 6001.82.8209.44015.00000 | Pomfret Sewer Operation Contra | ($24,000.00) | ($12,000.00) | ($12,000.00) | ($12,000.00) | $0.00 | ($12,000.00) | 50.00% |
| 6001.82.8209.46101.00000 | Interest earned | $0.00 | ($339.61) | ($339.61) | $339.61 | $0.00 | $339.61 | 0.00% |
| 6001.82.8209.48990.00000 | Misc Revenues | ($3,000.00) | ($15,998.69) | ($15,998.69) | $12,998.69 | $0.00 | $12,998.69 | -433.29% |
| 6001.82.8209.49010.00000 | Other Finance Source | ($224,000.00) | $0.00 | $0.00 | ($224,000.00) | $0.00 | ($224,000.00) | 100.00% |
| | DEPARTMENT: Accounting & Collection - 8209 | ($2,930,500.00) | ($1,440,976.74) | ($1,440,976.74) | ($1,489,523.26) | $0.00 | ($1,489,523.26) | 50.83% |
| | **Grand Total:** | ($2,930,500.00) | ($1,442,117.99) | ($1,442,117.99) | ($1,488,382.01) | $0.00 | ($1,488,382.01) | 50.79% |

**End of Report**

# Town of Putnam WPCA

## Aging Report

Bill Date from: 10/01/2021 Aging as of date: 02/07/2022 Account: To: ZZZZZZZZZZZZZZZZZZZZ
To: 02/07/2022 Activity through date: 02/07/2022 Customer: 0 To: 9.99999999E8 ROUTE: To: ZZZZZZ
District: To: ZZ

| Account | Customer | Name | Location | Route | District |
|---|---|---|---|---|---|
| | Current | 1 - 30 | 31 - 60 | 61 - 90 | 91 - 120 | Over 120 | Interest | Total Due |
| 001800 | MULTICAPITAL INVESTMENTS LLC | | | | | | 05 | |
| | 0.00 | 0.00 | 0.00 | 0.00 | 3,745.13 | 0.00 | 0.00 | 3,745.13 PT |
| 002000 | SABIN 3 LLC | | | | | | 06 | |
| | 0.00 | 0.00 | 0.00 | 0.00 | 341.10 | 0.00 | 0.00 | 341.10 PT |
| 003100 | MACDONALD, MEGAN MARIE | | | | | | 04 | |
| | 0.00 | 0.00 | 0.00 | 0.00 | 1,104.57 | 0.00 | 0.00 | 1,104.57 PT |
| 005600 | CHESTNUT HILL INSURANCE GROUP LLC | | | | | | 04 | |
| | 0.00 | 0.00 | 0.00 | 0.00 | 697.94 | 0.00 | 0.00 | 697.94 PT |
| 005800 | GOFF, MATTHEW J | | | | | | 05 | |
| | 0.00 | 0.00 | 0.00 | 0.00 | 472.76 | 0.00 | 0.00 | 472.76 PT |
| 006100 | PROVOST, BRIAN PAUL | | | | | | 05 | |
| | 0.00 | 0.00 | 0.00 | 0.00 | 440.04 | 0.00 | 0.00 | 440.04 PT |
| 007200 | GIFFORD, CHRISTINE Y | | | | | | 06 | |
| | 0.00 | 0.00 | 0.00 | 0.00 | 15.06 | 0.00 | 0.00 | 15.06 PT |
| 008300 | SKEBOS, NICHOLAS | | | | | | 04 | |
| | 0.00 | 0.00 | 0.00 | 0.00 | 781.70 | 0.00 | 0.00 | 781.70 PT |
| 008400 | KOSTOVSKI, MARK | | | | | | 08 | |
| | 0.00 | 0.00 | 0.00 | 0.00 | 25.28 | 0.00 | 0.00 | 25.28 PT |
| 009400 | ALARIE, RICHARD | | | | | | 06 | |

# Town of Putnam WPCA

## Aging Report

Bill Date from: 10/01/2021 Aging as of date: 02/07/2022 Account: To: ZZZZZZZZZZZZZZZZZZZZ
To: 02/07/2022 Activity through date: 02/07/2022 Customer: 0 To: 9.99999999E8 ROUTE: To: ZZZZZZ
District: To: ZZ

| Account | Customer | Name | Location | Route | District |
|---|---|---|---|---|---|
| | Current | 1 - 30 | 31 - 60 | 61 - 90 | 91 - 120 | Over 120 | Interest | Total Due |
| | 0.00 | 0.00 | 0.00 | 0.00 | 331.31 | 0.00 | 0.00 | 331.31 | PT |
| 010400 | | | LIS PROPERTIES LLC | | | | 04 | |
| | 0.00 | 0.00 | 0.00 | 0.00 | 2,042.43 | 0.00 | 0.00 | 2,042.43 | PT |
| 013900 | | | MEIRELES BUSINESS SOLUTIONS LLC | | | | 06 | |
| | 0.00 | 0.00 | 0.00 | 0.00 | 1,040.24 | 0.00 | 0.00 | 1,040.24 | PT |
| 014900 | | | BEDARD JR, BERNARD G | | | | 07 | |
| | 0.00 | 0.00 | 0.00 | 0.00 | 2,007.90 | 0.00 | 0.00 | 2,007.90 | PT |
| 015100 | | | BEAUDREAULT, GARY L | | | | 07 | |
| | 0.00 | 0.00 | 0.00 | 0.00 | 445.59 | 0.00 | 0.00 | 445.59 | PT |
| 015400 | | | SWEDE LLC | | | | 07 | |
| | 0.00 | 0.00 | 0.00 | 0.00 | 185.15 | 0.00 | 0.00 | 185.15 | PT |
| 015700 | | | BEAUCHESNE, SHAUN T | | | | 08 | |
| | 0.00 | 0.00 | 0.00 | 0.00 | 81.95 | 0.00 | 0.00 | 81.95 | PT |
| 017000 | | | O BRIEN, DAVID F | | | | 07 | |
| | 0.00 | 0.00 | 0.00 | 0.00 | 1,011.94 | 0.00 | 0.00 | 1,011.94 | PT |
| 017100 | | | LIS PROPERTIES LLC | | 2-12 LYON ST (5 UNITS) | | 08 | |
| | 0.00 | 0.00 | 0.00 | 0.00 | 1,177.66 | 0.00 | 0.00 | 1,177.66 | PT |
| 017400 | | | KUPIEC JUSTIN A & CHRISTINE M | | 60-62 MARSHALL ST | | 05 | |
| | 0.00 | 0.00 | 0.00 | 0.00 | 1,450.12 | 0.00 | 0.00 | 1,450.12 | PT |

# Town of Putnam WPCA

## Aging Report

Bill Date from: 10/01/2021 Aging as of date: 02/07/2022 Account: To: ZZZZZZZZZZZZZZZZZZZZ
To: 02/07/2022 Activity through date: 02/07/2022 Customer: 0 To: 9.99999999E8 ROUTE: To: ZZZZZZ
District: To: ZZ

| Account | Customer | Name | Location | Route | District |
|---|---|---|---|---|---|
| | Current | 1 - 30 | 31 - 60 | 61 - 90 | 91 - 120 | Over 120 | Interest | Total Due | |
| 017700 | LE, VAN V | 5-23 GROVE ST | 06 | | | | | | |
| | 0.00 | 0.00 | 0.00 | 0.00 | 3,408.23 | 0.00 | 0.00 | 3,408.23 | PT |
| 018000 | JB PROPERTY GROUP LLC | 3-5 PROVIDENCE ST | 05 | | | | | | |
| | 0.00 | 0.00 | 0.00 | 0.00 | 496.61 | 0.00 | 0.00 | 496.61 | PT |
| 018500 | ROY, JACOB P | 01 | | | | | | | |
| | 0.00 | 0.00 | 0.00 | 0.00 | 599.61 | 0.00 | 0.00 | 599.61 | PT |
| 020000 | BRITT, CHRISTOPHER G | 08 | | | | | | | |
| | 0.00 | 0.00 | 0.00 | 0.00 | 754.87 | 0.00 | 0.00 | 754.87 | PT |
| 024000 | DAVID WOOD LLC | 07 | | | | | | | |
| | 0.00 | 0.00 | 0.00 | 0.00 | 959.35 | 0.00 | 0.00 | 959.35 | PT |
| 025000 | BENOIT, DANIEL J | 08 | | | | | | | |
| | 0.00 | 0.00 | 0.00 | 0.00 | 205.82 | 0.00 | 0.00 | 205.82 | PT |
| 026000 | MEIRELES, HANS | 06 | | | | | | | |
| | 0.00 | 0.00 | 0.00 | 0.00 | 1,351.65 | 0.00 | 0.00 | 1,351.65 | PT |
| 027100 | TELLEZ-ARELLANO, LUZ M | 07 | | | | | | | |
| | 0.00 | 0.00 | 0.00 | 0.00 | 283.67 | 0.00 | 0.00 | 283.67 | PT |
| 028000 | THIBAULT, WILLIAM E | 07 | | | | | | | |
| | 0.00 | 0.00 | 0.00 | 0.00 | 777.92 | 0.00 | 0.00 | 777.92 | PT |
| 028400 | SANDBERG, ROBERT E JR | 04 | | | | | | | |

# Town of Putnam WPCA

## Aging Report

Bill Date from: 10/01/2021 Aging as of date: 02/07/2022 Account: To: ZZZZZZZZZZZZZZZZZZZZ
To: 02/07/2022 Activity through date: 02/07/2022 Customer: 0 To: 9.99999999E8 ROUTE: To: ZZZZZZ
District: To: ZZ

| Account | Current | Customer 1 - 30 | Name 31 - 60 | 61 - 90 | Location 91 - 120 | Over 120 | Route Interest | Total Due | District |
|---|---|---|---|---|---|---|---|---|---|
| | 0.00 | 0.00 | 0.00 | 0.00 | 979.42 | 0.00 | 0.00 | 979.42 | PT |
| 030000 | | | VANDAL, RAYMOND R SR | | 9-11 BATTEY ST | | 05 | | |
| | 0.00 | 0.00 | 0.00 | 0.00 | 369.98 | 0.00 | 0.00 | 369.98 | PT |
| 030100 | | | KENNEDY, JODY | | | | 03 | | |
| | 0.00 | 0.00 | 0.00 | 0.00 | 5,440.93 | 0.00 | 0.00 | 5,440.93 | PT |
| 030200 | | | PLASSE, ALBAN A | | | | 07 | | |
| | 0.00 | 0.00 | 0.00 | 0.00 | 669.68 | 0.00 | 0.00 | 669.68 | PT |
| 030700 | | | GIOURELIS, NICKALIS I | | | | 03 | | |
| | 0.00 | 0.00 | 0.00 | 0.00 | 420.36 | 0.00 | 0.00 | 420.36 | PT |
| 031500 | | | FRONT STREET COMMONS LLC | | 93-95 FRONT ST | | 05 | | |
| | 0.00 | 0.00 | 0.00 | 0.00 | 788.81 | 0.00 | 0.00 | 788.81 | PT |
| 031600 | | | ISABEL INTERCONTINENTAL LLC | | | | 09 | | |
| | 0.00 | 0.00 | 0.00 | 0.00 | 271.10 | 0.00 | 0.00 | 271.10 | PT |
| 033000 | | | LYCHACK, ALICE O | | | | 03 | | |
| | 0.00 | 0.00 | 0.00 | 0.00 | 196.89 | 0.00 | 0.00 | 196.89 | PT |
| 034700 | | | POSTLE, PAMELA E | | | | 06 | | |
| | 0.00 | 0.00 | 0.00 | 0.00 | 296.14 | 0.00 | 0.00 | 296.14 | PT |
| 035300 | | | PLANTE, MATTHEW | | 21-23 GEORGE ST | | 07 | | |
| | 0.00 | 0.00 | 0.00 | 0.00 | 501.64 | 0.00 | 0.00 | 501.64 | PT |

# Town of Putnam WPCA

## Aging Report

Bill Date from: 10/01/2021 Aging as of date: 02/07/2022 Account: To: ZZZZZZZZZZZZZZZZZZZZ
To: 02/07/2022 Activity through date: 02/07/2022 Customer: 0 To: 9.99999999E8 ROUTE: To: ZZZZZZ
District: To: ZZ

| Account | Customer | Name | Location | Route | District |
|---|---|---|---|---|---|
| | Current | 1 - 30 | 31 - 60 | 61 - 90 | 91 - 120 | Over 120 | Interest | Total Due | |
| 035500 | BAVARO, DAVID L | 03 | | | | | | | |
| | 0.00 | 0.00 | 0.00 | 0.00 | 470.73 | 0.00 | 0.00 | 470.73 | PT |
| 036400 | PORCIC, JASMIN | 04 | | | | | | | |
| | 0.00 | 0.00 | 0.00 | 0.00 | 608.75 | 0.00 | 0.00 | 608.75 | PT |
| 036900 | CARVALHO, JOSEPH | 07 | | | | | | | |
| | 0.00 | 0.00 | 0.00 | 0.00 | 875.36 | 0.00 | 0.00 | 875.36 | PT |
| 037800 | CARPENTER & JAMES WEAGLE, BRIAN | 05 | | | | | | | |
| | 0.00 | 0.00 | 0.00 | 0.00 | 853.63 | 0.00 | 0.00 | 853.63 | PT |
| 039300 | ISABEL INTERCONTINENTAL LLC | 04 | | | | | | | |
| | 0.00 | 0.00 | 0.00 | 0.00 | 252.47 | 0.00 | 0.00 | 252.47 | PT |
| 040000 | REYES, VINICIO A | 06 | | | | | | | |
| | 0.00 | 0.00 | 0.00 | 0.00 | 905.22 | 0.00 | 0.00 | 905.22 | PT |
| 040900 | SIMPSON, ROBERT | 07 | | | | | | | |
| | 0.00 | 0.00 | 0.00 | 0.00 | 556.36 | 0.00 | 0.00 | 556.36 | PT |
| 041200 | AYAU, DAVID K | 07 | | | | | | | |
| | 0.00 | 0.00 | 0.00 | 0.00 | 1,533.98 | 0.00 | 0.00 | 1,533.98 | PT |
| 042100 | WILLIAMS, JAMES H JR | 07 | | | | | | | |
| | 0.00 | 0.00 | 0.00 | 0.00 | 1,700.31 | 0.00 | 0.00 | 1,700.31 | PT |
| 042400 | KELLY JR & BEN J TRUST & K BAKER, ERIKA | 06 | | | | | | | |

# Town of Putnam WPCA

## Aging Report

Bill Date from: 10/01/2021 Aging as of date: 02/07/2022 Account: To: ZZZZZZZZZZZZZZZZZZZZ
To: 02/07/2022 Activity through date: 02/07/2022 Customer: 0 To: 9.99999999E8 ROUTE: To: ZZZZZZ
District: To: ZZ

| Account | Customer | Name | Location | Route | District |
|---|---|---|---|---|---|
| | Current | 1 - 30 | 31 - 60 | 61 - 90 | 91 - 120 | Over 120 | Interest | Total Due |
| | 0.00 | 0.00 | 0.00 | 0.00 | 776.30 | 0.00 | 0.00 | 776.30 | PT |
| 043610 | | | GELINAS & VICTORIA W BURKE, AARON M | | | | 07 | | |
| | 0.00 | 0.00 | 0.00 | 0.00 | 2,341.60 | 0.00 | 0.00 | 2,341.60 | PT |
| 044500 | | | TUCKER, KIRK A | | | | 06 | | |
| | 0.00 | 0.00 | 0.00 | 0.00 | 534.62 | 0.00 | 0.00 | 534.62 | PT |
| 045400 | | | SACHARKIEWICZ, DANIEL | | | | 05 | | |
| | 0.00 | 0.00 | 0.00 | 0.00 | 233.79 | 0.00 | 0.00 | 233.79 | PT |
| 045900 | | | FERREIRA, CARLOS ROBERTO | | | | 01 | | |
| | 0.00 | 0.00 | 0.00 | 0.00 | 1,201.32 | 0.00 | 0.00 | 1,201.32 | PT |
| 046100 | | | NEELAND, TYLER | | | | 07 | | |
| | 0.00 | 0.00 | 0.00 | 0.00 | 491.32 | 0.00 | 0.00 | 491.32 | PT |
| 046200 | | | ISABEL INTERCONTINENTAL LLC | | | | 04 | | |
| | 0.00 | 0.00 | 0.00 | 0.00 | 403.89 | 0.00 | 0.00 | 403.89 | PT |
| 048400 | | | JEZIERSKI PROPERTIES LLC | | 107-111 SMITH ST | | 05 | | |
| | 0.00 | 0.00 | 0.00 | 0.00 | 32.39 | 0.00 | 0.00 | 32.39 | PT |
| 048500 | | | DIQUATTRO, BETSY D | | | | 08 | | |
| | 0.00 | 0.00 | 0.00 | 0.00 | 313.82 | 0.00 | 0.00 | 313.82 | PT |
| 049600 | | | LAMBERT, CYNTHIA S | | | | 05 | | |
| | 0.00 | 0.00 | 0.00 | 0.00 | 228.30 | 0.00 | 0.00 | 228.30 | PT |

# Town of Putnam WPCA

## Aging Report

Bill Date from: 10/01/2021 Aging as of date: 02/07/2022 Account: To: ZZZZZZZZZZZZZZZZZZZZ
To: 02/07/2022 Activity through date: 02/07/2022 Customer: 0 To: 9.99999999E8 ROUTE: To: ZZZZZZ
District: To: ZZ

| Account | Customer | Name | Location | Route | District |
|---|---|---|---|---|---|
| | Current | 1 - 30 | 31 - 60 | 61 - 90 | 91 - 120 | Over 120 | Interest | Total Due |
| 049700 | MESSIER, JEREMIE | | | | | | 05 | |
| | 0.00 | 0.00 | 0.00 | 0.00 | 1,787.67 | 0.00 | 0.00 | 1,787.67 | PT |
| 050500 | BANK OF NEW YORK MELLON | 48-50 WOODSTOCK AVE | | | | | 03 | |
| | 0.00 | 0.00 | 0.00 | 0.00 | 12,729.50 | 0.00 | 0.00 | 12,729.50 | PT |
| 052800 | DESAULNIER, DANIEL | | | | | | 04 | |
| | 0.00 | 0.00 | 0.00 | 0.00 | 1,453.55 | 0.00 | 0.00 | 1,453.55 | PT |
| 052900 | SAMBITSKY, RAYMOND R | | | | | | 04 | |
| | 0.00 | 0.00 | 0.00 | 0.00 | 2,288.02 | 0.00 | 0.00 | 2,288.02 | PT |
| 053500 | DION, ROBERT J | | | | | | 04 | |
| | 0.00 | 0.00 | 0.00 | 0.00 | 393.09 | 0.00 | 0.00 | 393.09 | PT |
| 053800 | VANDERVALK, KENDRA | | | | | | 07 | |
| | 0.00 | 0.00 | 0.00 | 0.00 | 271.19 | 0.00 | 0.00 | 271.19 | PT |
| 054000 | LAROCQUE, BRIAN E | | | | | | 07 | |
| | 0.00 | 0.00 | 0.00 | 0.00 | 1,098.59 | 0.00 | 0.00 | 1,098.59 | PT |
| 055400 | SWIFT, PAUL | | | | | | 06 | |
| | 0.00 | 0.00 | 0.00 | 0.00 | 190.74 | 0.00 | 0.00 | 190.74 | PT |
| 055700 | BRETON, RONALD G JR | | | | | | 07 | |
| | 0.00 | 0.00 | 0.00 | 0.00 | 803.02 | 0.00 | 0.00 | 803.02 | PT |
| 056400 | LUNDWALL, JENNIFER R | | | | | | 07 | |

# Town of Putnam WPCA

## Aging Report

Bill Date from: 10/01/2021 Aging as of date: 02/07/2022 Account: To: ZZZZZZZZZZZZZZZZZZZZ
To: 02/07/2022 Activity through date: 02/07/2022 Customer: 0 To: 9.99999999E8 ROUTE: To: ZZZZZZ
District: To: ZZ

| Account | Customer | Name | Location | Route | District |
|---|---|---|---|---|---|
| | Current | 1 - 30 | 31 - 60 | 61 - 90 | 91 - 120 | Over 120 | Interest | Total Due | |
| | 0.00 | 0.00 | 0.00 | 0.00 | 128.71 | 0.00 | 0.00 | 128.71 | PT |
| 056700 | | | VANDAL SR, GAIL M | | | | 05 | | |
| | 0.00 | 0.00 | 0.00 | 0.00 | 229.22 | 0.00 | 0.00 | 229.22 | PT |
| 057400 | | | ISABEL INTERCONTINENTAL LLC | | | | 04 | | |
| | 0.00 | 0.00 | 0.00 | 0.00 | 531.08 | 0.00 | 0.00 | 531.08 | PT |
| 057500 | | | SELMECKI, SCOTT E | | | | 04 | | |
| | 0.00 | 0.00 | 0.00 | 0.00 | 1,238.22 | 0.00 | 0.00 | 1,238.22 | PT |
| 057900 | | | WOLFE, JESSICA | | | | 05 | | |
| | 0.00 | 0.00 | 0.00 | 0.00 | 18.74 | 0.00 | 0.00 | 18.74 | PT |
| 058800 | | | BELANGER, KERRI A | | | | 06 | | |
| | 0.00 | 0.00 | 0.00 | 0.00 | 4,360.16 | 0.00 | 0.00 | 4,360.16 | PT |
| 059100 | | | ANDERSON, ROBERT B | | | | 01 | | |
| | 0.00 | 0.00 | 0.00 | 0.00 | 1,246.89 | 0.00 | 0.00 | 1,246.89 | PT |
| 059810 | | | POLONI, JAEDSON | | | | 06 | | |
| | 0.00 | 0.00 | 0.00 | 0.00 | 25.68 | 0.00 | 0.00 | 25.68 | PT |
| 062600 | | | KUNZ, KAI WESLEY | | 86-88 WILKINSON ST | | 08 | | |
| | 0.00 | 0.00 | 0.00 | 0.00 | 2,171.89 | 0.00 | 0.00 | 2,171.89 | PT |
| 062700 | | | BURGOS, RUTH | | | | 05 | | |
| | 0.00 | 0.00 | 0.00 | 0.00 | 215.34 | 0.00 | 0.00 | 215.34 | PT |

# Town of Putnam WPCA

## Aging Report

Bill Date from: 10/01/2021 Aging as of date: 02/07/2022 Account: To: ZZZZZZZZZZZZZZZZZZZZ
To: 02/07/2022 Activity through date: 02/07/2022 Customer: 0 To: 9.99999999E8 ROUTE: To: ZZZZZZ
District: To: ZZ

| Account | Current | Customer 1 - 30 | Name 31 - 60 | 61 - 90 | Location 91 - 120 | Over 120 | Route Interest | Total Due | District |
|---|---|---|---|---|---|---|---|---|---|
| 063200 | | | MADASKI, TRACY S | | | | 01 | | |
| | 0.00 | 0.00 | 0.00 | 0.00 | 378.18 | 0.00 | 0.00 | 378.18 | PT |
| 063400 | | | COREY JR, ARTHUR E | | | | 03 | | |
| | 0.00 | 0.00 | 0.00 | 0.00 | 415.15 | 0.00 | 0.00 | 415.15 | PT |
| 064100 | | | SLIWOSKI, PAUL | | | | 05 | | |
| | 0.00 | 0.00 | 0.00 | 0.00 | 1,847.45 | 0.00 | 0.00 | 1,847.45 | PT |
| 065100 | | | SALONY, NICHOLAS ARTHUR | | | | 04 | | |
| | 0.00 | 0.00 | 0.00 | 0.00 | 847.16 | 0.00 | 0.00 | 847.16 | PT |
| 066500 | | | YOUNGBLOOD, JUANITA E & WILLIAM P | | 63-65 MECHANICS ST | | 05 | | |
| | 0.00 | 0.00 | 0.00 | 0.00 | 447.57 | 0.00 | 0.00 | 447.57 | PT |
| 068800 | | | LAFORTUNE, JANET Y | | | | 07 | | |
| | 0.00 | 0.00 | 0.00 | 0.00 | 9.56 | 0.00 | 0.00 | 9.56 | PT |
| 069700 | | | VARNER, ANDREW | | 54-56 MILL ST | | 04 | | |
| | 0.00 | 0.00 | 0.00 | 0.00 | 17.03 | 0.00 | 0.00 | 17.03 | PT |
| 070000 | | | BLANCHARD, MICHAEL | | 67-69 MILL ST | | 04 | | |
| | 0.00 | 0.00 | 0.00 | 0.00 | 403.89 | 0.00 | 0.00 | 403.89 | PT |
| 070800 | | | JOHNSON, MATTHEW | | 210-212 CHURCH ST | | 01 | | |
| | 0.00 | 0.00 | 0.00 | 0.00 | 824.07 | 0.00 | 0.00 | 824.07 | PT |
| 071200 | | | BROWN, EMILY J | | | | 01 | | |

# Town of Putnam WPCA

## Aging Report

Bill Date from: 10/01/2021 Aging as of date: 02/07/2022 Account: To: ZZZZZZZZZZZZZZZZZZZZ
To: 02/07/2022 Activity through date: 02/07/2022 Customer: 0 To: 9.99999999E8 ROUTE: To: ZZZZZZ
District: To: ZZ

| Account | Customer | Name | Location | Route | District |
|---|---|---|---|---|---|
| | Current | 1 - 30 | 31 - 60 | 61 - 90 | 91 - 120 | Over 120 | Interest | Total Due |
| | 0.00 | 0.00 | 0.00 | 0.00 | 367.17 | 0.00 | 0.00 | 367.17 | PT |
| 071600 | | | PIPKIN, SHARROD A | | | | 02 | | |
| | 0.00 | 0.00 | 0.00 | 0.00 | 2,406.71 | 0.00 | 0.00 | 2,406.71 | PT |
| 073340 | | | MORGANS, RUSS | | | | 05 | | |
| | 0.00 | 0.00 | 0.00 | 0.00 | 375.88 | 0.00 | 0.00 | 375.88 | PT |
| 074200 | | | DOUCETTE, JOSEPH E | | | | 10 | | |
| | 0.00 | 0.00 | 0.00 | 0.00 | 233.78 | 0.00 | 0.00 | 233.78 | PT |
| 075900 | | | BARRETT & TAMARA MURRAY, ODEAN | | | | 05 | | |
| | 0.00 | 0.00 | 0.00 | 0.00 | 6,367.87 | 0.00 | 0.00 | 6,367.87 | PT |
| 077100 | | | D AND G PROPERTIES LLC | | | | 03 | | |
| | 0.00 | 0.00 | 0.00 | 0.00 | 2,565.43 | 0.00 | 0.00 | 2,565.43 | PT |
| 077200 | | | NAVEDO, JENNIFER A | | | | 03 | | |
| | 0.00 | 0.00 | 0.00 | 0.00 | 282.39 | 0.00 | 0.00 | 282.39 | PT |
| 077600 | | | LIS PROPERTIES LLC | | 2-12 LYON ST (1 UNIT) | | 08 | | |
| | 0.00 | 0.00 | 0.00 | 0.00 | 12.03 | 0.00 | 0.00 | 12.03 | PT |
| 077800 | | | BAKER, DENNIS W | | | | 08 | | |
| | 0.00 | 0.00 | 0.00 | 0.00 | 2,339.30 | 0.00 | 0.00 | 2,339.30 | PT |
| 078200 | | | 84 FRONT ST LLC | | | | 05 | | |
| | 0.00 | 0.00 | 0.00 | 0.00 | 836.48 | 0.00 | 0.00 | 836.48 | PT |

# Town of Putnam WPCA

## Aging Report

Bill Date from: 10/01/2021 Aging as of date: 02/07/2022 Account: To: ZZZZZZZZZZZZZZZZZZZZ
To: 02/07/2022 Activity through date: 02/07/2022 Customer: 0 To: 9.99999999E8 ROUTE: To: ZZZZZZ
District: To: ZZ

| Account | Customer | Name | Location | Route | District |
|---|---|---|---|---|---|
| | Current | 1 - 30 | 31 - 60 | 61 - 90 | 91 - 120 | Over 120 | Interest | Total Due | |
| 078400 | LE, VAN | 5-23 GROVE ST | 06 | | | | | | |
| | 0.00 | 0.00 | 0.00 | 0.00 | 4,271.27 | 0.00 | 0.00 | 4,271.27 | PT |
| 078500 | BUTLER, KEVIN P | 02 | | | | | | | |
| | 0.00 | 0.00 | 0.00 | 0.00 | 203.04 | 0.00 | 0.00 | 203.04 | PT |
| 079200 | BOURGAULT, NICOLLE | 14-18 SMITH ST | 05 | | | | | | |
| | 0.00 | 0.00 | 0.00 | 0.00 | 829.01 | 0.00 | 0.00 | 829.01 | PT |
| 080200 | GOULD, JAMES A | 04 | | | | | | | |
| | 0.00 | 0.00 | 0.00 | 0.00 | 1,511.96 | 0.00 | 0.00 | 1,511.96 | PT |
| 080700 | PLACE, RYAN | 06 | | | | | | | |
| | 0.00 | 0.00 | 0.00 | 0.00 | 515.63 | 0.00 | 0.00 | 515.63 | PT |
| 082000 | SANDBERG, VALERIE A | 07 | | | | | | | |
| | 0.00 | 0.00 | 0.00 | 0.00 | 572.87 | 0.00 | 0.00 | 572.87 | PT |
| 083000 | PAWLOWSKI, JASON | 448-450 WOODSTOCK AVE | 03 | | | | | | |
| | 0.00 | 0.00 | 0.00 | 0.00 | 403.89 | 0.00 | 0.00 | 403.89 | PT |
| 083100 | LEO, VITO J | 04 | | | | | | | |
| | 0.00 | 0.00 | 0.00 | 0.00 | 246.24 | 0.00 | 0.00 | 246.24 | PT |
| 083400 | COELHO, DAIANE | 07 | | | | | | | |
| | 0.00 | 0.00 | 0.00 | 0.00 | 3,084.90 | 0.00 | 0.00 | 3,084.90 | PT |
| 085600 | MEIRELES, HANS | 02 | | | | | | | |

# Town of Putnam WPCA

## Aging Report

Bill Date from: 10/01/2021 Aging as of date: 02/07/2022 Account: To: ZZZZZZZZZZZZZZZZZZZZ
To: 02/07/2022 Activity through date: 02/07/2022 Customer: 0 To: 9.99999999E8 ROUTE: To: ZZZZZZ
District: To: ZZ

| Account | Customer | Name | Location | Route | District |
|---|---|---|---|---|---|
| | Current | 1 - 30 | 31 - 60 | 61 - 90 | 91 - 120 | Over 120 | Interest | Total Due |
| | 0.00 | 0.00 | 0.00 | 0.00 | 423.77 | 0.00 | 0.00 | 423.77 | PT |
| 085700 | | | PACHECO, MICHAEL P | | | | 02 | | |
| | 0.00 | 0.00 | 0.00 | 0.00 | 2,082.34 | 0.00 | 0.00 | 2,082.34 | PT |
| 085800 | | | RENSHAW ESTATE OF GREG A | | | | 02 | | |
| | 0.00 | 0.00 | 0.00 | 0.00 | 9,504.18 | 0.00 | 0.00 | 9,504.18 | PT |
| 086100 | | | SILVEIRA, SIDINEI | | 61-63 POMFRET ST (61) | | 02 | | |
| | 0.00 | 0.00 | 0.00 | 0.00 | 389.02 | 0.00 | 0.00 | 389.02 | PT |
| 086300 | | | SILVEIRA, SIDINEI | | 69-71 POMFRET ST | | 02 | | |
| | 0.00 | 0.00 | 0.00 | 0.00 | 544.03 | 0.00 | 0.00 | 544.03 | PT |
| 087300 | | | RIENDEAU, CHRISTOPHER W | | | | 05 | | |
| | 0.00 | 0.00 | 0.00 | 0.00 | 283.67 | 0.00 | 0.00 | 283.67 | PT |
| 087500 | | | RZESZUTKO, JAMES J | | | | 05 | | |
| | 0.00 | 0.00 | 0.00 | 0.00 | 769.00 | 0.00 | 0.00 | 769.00 | PT |
| 088900 | | | JODOIN SR JAMES W & MELINDA A | | | | 04 | | |
| | 0.00 | 0.00 | 0.00 | 0.00 | 7.68 | 0.00 | 0.00 | 7.68 | PT |
| 089310 | | | PACKARD, CASSANDRA | | | | 04 | | |
| | 0.00 | 0.00 | 0.00 | 0.00 | 246.24 | 0.00 | 0.00 | 246.24 | PT |
| 090500 | | | LEON, BRIAN S | | | | 05 | | |
| | 0.00 | 0.00 | 0.00 | 0.00 | 255.02 | 0.00 | 0.00 | 255.02 | PT |

# Town of Putnam WPCA

## Aging Report

Bill Date from: 10/01/2021 Aging as of date: 02/07/2022 Account: To: ZZZZZZZZZZZZZZZZZZZZ
To: 02/07/2022 Activity through date: 02/07/2022 Customer: 0 To: 9.99999999E8 ROUTE: To: ZZZZZZ
District: To: ZZ

| Account | Customer | Name | Location | Route | District |
|---|---|---|---|---|---|
| | Current | 1 - 30 | 31 - 60 | 61 - 90 | 91 - 120 | Over 120 | Interest | Total Due | |
| 091400 | ROBITAILLE, JENNIFER L | 06 | | | | | | | |
| | 0.00 | 0.00 | 0.00 | 0.00 | 252.47 | 0.00 | 0.00 | 252.47 | PT |
| 093100 | CINQUE JR, LOUIS J | 01 | | | | | | | |
| | 0.00 | 0.00 | 0.00 | 0.00 | 354.22 | 0.00 | 0.00 | 354.22 | PT |
| 094500 | MCCULLOCH, GLORIA M | 08 | | | | | | | |
| | 0.00 | 0.00 | 0.00 | 0.00 | 113.67 | 0.00 | 0.00 | 113.67 | PT |
| 096710 | LEDUC, RICHARD D | 05 | | | | | | | |
| | 0.00 | 0.00 | 0.00 | 0.00 | 483.63 | 0.00 | 0.00 | 483.63 | PT |
| 096900 | ASAL JR & TIMOTHY P FORD, JAMES | 01 | | | | | | | |
| | 0.00 | 0.00 | 0.00 | 0.00 | 1,378.71 | 0.00 | 0.00 | 1,378.71 | PT |
| 097900 | CARPENTER, JANE K | 07 | | | | | | | |
| | 0.00 | 0.00 | 0.00 | 0.00 | 401.20 | 0.00 | 0.00 | 401.20 | PT |
| 098300 | TEW, STEVEN | 07 | | | | | | | |
| | 0.00 | 0.00 | 0.00 | 0.00 | 232.81 | 0.00 | 0.00 | 232.81 | PT |
| 099800 | MILLER, DAVID | 08 | | | | | | | |
| | 0.00 | 0.00 | 0.00 | 0.00 | 455.40 | 0.00 | 0.00 | 455.40 | PT |
| 100500 | FULLER, CHRISTOPHER J | 01 | | | | | | | |
| | 0.00 | 0.00 | 0.00 | 0.00 | 444.92 | 0.00 | 0.00 | 444.92 | PT |
| 101000 | MARTINEZ, SALVADOR JR | 05 | | | | | | | |

# Town of Putnam WPCA

## Aging Report

Bill Date from: 10/01/2021 Aging as of date: 02/07/2022 Account: To: ZZZZZZZZZZZZZZZZZZZZ
To: 02/07/2022 Activity through date: 02/07/2022 Customer: 0 To: 9.99999999E8 ROUTE: To: ZZZZZZ
District: To: ZZ

| Account | Customer | Name | Location | Route | District |
|---|---|---|---|---|---|
| | Current | 1 - 30 | 31 - 60 | 61 - 90 | 91 - 120 | Over 120 | Interest | Total Due | |
| | 0.00 | 0.00 | 0.00 | 0.00 | 2,339.62 | 0.00 | 0.00 | 2,339.62 | PT |
| 101200 | | | OCONNOR, LUKE B | | | | 03 | | |
| | 0.00 | 0.00 | 0.00 | 0.00 | 258.71 | 0.00 | 0.00 | 258.71 | PT |
| 102900 | | | LANGMAN, SUSAN | | | | 06 | | |
| | 0.00 | 0.00 | 0.00 | 0.00 | 8,974.67 | 0.00 | 0.00 | 8,974.67 | PT |
| 103000 | | | DEARY JR, DENNIS A | | | | 05 | | |
| | 0.00 | 0.00 | 0.00 | 0.00 | 9.23 | 0.00 | 0.00 | 9.23 | PT |
| 103510 | | | CHERENFANT, GUY | | | | 05 | | |
| | 0.00 | 0.00 | 0.00 | 0.00 | 1,435.26 | 0.00 | 0.00 | 1,435.26 | PT |
| 103900 | | | PARQUETTE, JULIE | | | | 08 | | |
| | 0.00 | 0.00 | 0.00 | 0.00 | 776.45 | 0.00 | 0.00 | 776.45 | PT |
| 104400 | | | VERGONI, RICHARD A JR | | | | 08 | | |
| | 0.00 | 0.00 | 0.00 | 0.00 | 283.48 | 0.00 | 0.00 | 283.48 | PT |
| 105500 | | | SMITH, RONALD D | | | | 01 | | |
| | 0.00 | 0.00 | 0.00 | 0.00 | 770.42 | 0.00 | 0.00 | 770.42 | PT |
| 105600 | | | NY INVESTOR GROUP OF US LLC | | | | 06 | | |
| | 0.00 | 0.00 | 0.00 | 0.00 | 550.63 | 0.00 | 0.00 | 550.63 | PT |
| 106000 | | | WALKER, MARGARET M | | | | 05 | | |
| | 0.00 | 0.00 | 0.00 | 0.00 | 2,066.98 | 0.00 | 0.00 | 2,066.98 | PT |

# Town of Putnam WPCA

## Aging Report

Bill Date from: 10/01/2021 Aging as of date: 02/07/2022 Account: To: ZZZZZZZZZZZZZZZZZZZZ
To: 02/07/2022 Activity through date: 02/07/2022 Customer: 0 To: 9.99999999E8 ROUTE: To: ZZZZZZ
District: To: ZZ

| Account | Current | Customer 1 - 30 | Name 31 - 60 | 61 - 90 | Location 91 - 120 | Over 120 | Route Interest | Total Due | District |
|---|---|---|---|---|---|---|---|---|---|
| 106100 | | | HSBC BANK USA NAT ASSOC | | | | 07 | | |
| | 0.00 | 0.00 | 0.00 | 0.00 | 1,730.71 | 0.00 | 0.00 | 1,730.71 | PT |
| 106300 | | | BOCASH, CHRISTOPHER | | | | 06 | | |
| | 0.00 | 0.00 | 0.00 | 0.00 | 676.23 | 0.00 | 0.00 | 676.23 | PT |
| 106900 | | | BAKER, MATHIEU R | | | | 06 | | |
| | 0.00 | 0.00 | 0.00 | 0.00 | 1,009.64 | 0.00 | 0.00 | 1,009.64 | PT |
| 107500 | | | DEMPSEY, SEAN P | | | | 05 | | |
| | 0.00 | 0.00 | 0.00 | 0.00 | 435.09 | 0.00 | 0.00 | 435.09 | PT |
| 108300 | | | LIVINGSTON, ERIC A | | | | 05 | | |
| | 0.00 | 0.00 | 0.00 | 0.00 | 539.52 | 0.00 | 0.00 | 539.52 | PT |
| 111000 | | | DA SILVA ELIANDRO M & FICHER ANA K | | 28-32 FRANKLIN ST | | 08 | | |
| | 0.00 | 0.00 | 0.00 | 0.00 | 550.51 | 0.00 | 0.00 | 550.51 | PT |
| 111400 | | | HEATH DEBRA J & HEATH JAMIE J, SHERMAN J | | | | 05 | | |
| | 0.00 | 0.00 | 0.00 | 0.00 | 639.09 | 0.00 | 0.00 | 639.09 | PT |
| 112500 | | | WYATT, DAWN C | | | | 07 | | |
| | 0.00 | 0.00 | 0.00 | 0.00 | 433.28 | 0.00 | 0.00 | 433.28 | PT |
| 114700 | | | LONG HERBERT E II & WENDY E | | | | 03 | | |
| | 0.00 | 0.00 | 0.00 | 0.00 | 244.33 | 0.00 | 0.00 | 244.33 | PT |
| 116900 | | | BOULET, GINA MARIE | | | | 03 | | |

# Town of Putnam WPCA

## Aging Report

Bill Date from: 10/01/2021 Aging as of date: 02/07/2022 Account: To: ZZZZZZZZZZZZZZZZZZZZ
To: 02/07/2022 Activity through date: 02/07/2022 Customer: 0 To: 9.99999999E8 ROUTE: To: ZZZZZZ
District: To: ZZ

| Account | Customer | Name | Location | Route | District |
|---|---|---|---|---|---|
| | Current | 1 - 30 | 31 - 60 | 61 - 90 | 91 - 120 | Over 120 | Interest | Total Due | |
| | 0.00 | 0.00 | 0.00 | 0.00 | 380.47 | 0.00 | 0.00 | 380.47 | PT |
| 119700 | | | SALCE, SUSAN G | | | | 01 | | |
| | 0.00 | 0.00 | 0.00 | 0.00 | 211.21 | 0.00 | 0.00 | 211.21 | PT |
| 120600 | | | VEZINA, SHAINA A | | | | 03 | | |
| | 0.00 | 0.00 | 0.00 | 0.00 | 671.38 | 0.00 | 0.00 | 671.38 | PT |
| 123700 | | | PROVOST, DENIS A | | | | 01 | | |
| | 0.00 | 0.00 | 0.00 | 0.00 | 2.83 | 0.00 | 0.00 | 2.83 | PT |
| 123900 | | | KENNEWAY STEPHANIE M & LEWIS TREVOR | | | | 05 | | |
| | 0.00 | 0.00 | 0.00 | 0.00 | 233.79 | 0.00 | 0.00 | 233.79 | PT |
| 125000 | | | JAQUEZ & COURTNEY MERCHANT, JOSE | | | | 06 | | |
| | 0.00 | 0.00 | 0.00 | 0.00 | 252.47 | 0.00 | 0.00 | 252.47 | PT |
| 125400 | | | ISABEL INTERCONTINENTAL LLC | | | | 03 | | |
| | 0.00 | 0.00 | 0.00 | 0.00 | 178.45 | 0.00 | 0.00 | 178.45 | PT |
| 127100 | | | BECKER, MICHAEL F | | | | 01 | | |
| | 0.00 | 0.00 | 0.00 | 0.00 | 56.48 | 0.00 | 0.00 | 56.48 | PT |
| 127400 | | | BABBITT III, LEWIS C | | | | 07 | | |
| | 0.00 | 0.00 | 0.00 | 0.00 | 328.30 | 0.00 | 0.00 | 328.30 | PT |
| 127900 | | | DEBOLD, BRIAN A | | | | 01 | | |
| | 0.00 | 0.00 | 0.00 | 0.00 | 711.59 | 0.00 | 0.00 | 711.59 | PT |

# Town of Putnam WPCA

## Aging Report

Bill Date from: 10/01/2021 Aging as of date: 02/07/2022 Account: To: ZZZZZZZZZZZZZZZZZZZZ
To: 02/07/2022 Activity through date: 02/07/2022 Customer: 0 To: 9.99999999E8 ROUTE: To: ZZZZZZ
District: To: ZZ

| Account | Customer | Name | Location | Route | District |
|---|---|---|---|---|---|
| | Current | 1 - 30 | 31 - 60 | 61 - 90 | 91 - 120 | Over 120 | Interest | Total Due | |
| 130200 | | | BERNIER & ROCKY KRASNECKY, GERALDINE | | | | 08 | | |
| | 0.00 | 0.00 | 0.00 | 0.00 | 96.61 | 0.00 | 0.00 | 96.61 | PT |
| 131100 | | | DASHNAW, CHAD M | | | | 03 | | |
| | 0.00 | 0.00 | 0.00 | 0.00 | 1,152.18 | 0.00 | 0.00 | 1,152.18 | PT |
| 131500 | | | REMILLARD, RONALD A SR | | | | 04 | | |
| | 0.00 | 0.00 | 0.00 | 0.00 | 296.38 | 0.00 | 0.00 | 296.38 | PT |
| 131700 | | | JOHNSON, DYLAN | | | | 04 | | |
| | 0.00 | 0.00 | 0.00 | 0.00 | 572.60 | 0.00 | 0.00 | 572.60 | PT |
| 132300 | | | BEMIS, ERIC C | | | | 04 | | |
| | 0.00 | 0.00 | 0.00 | 0.00 | 94.13 | 0.00 | 0.00 | 94.13 | PT |
| 133100 | | | BAILEY & COREY N MARIER, STEPHANIE A | | | | 01 | | |
| | 0.00 | 0.00 | 0.00 | 0.00 | 439.35 | 0.00 | 0.00 | 439.35 | PT |
| 133400 | | | VADENAIS, NANCY | | | | 01 | | |
| | 0.00 | 0.00 | 0.00 | 0.00 | 217.40 | 0.00 | 0.00 | 217.40 | PT |
| 133510 | | | RATCLIFFE, EARL JUANITA I | | | | 01 | | |
| | 0.00 | 0.00 | 0.00 | 0.00 | 700.65 | 0.00 | 0.00 | 700.65 | PT |
| 133910 | | | CNG HOLDINGS LLC | | | | 03 | | |
| | 0.00 | 0.00 | 0.00 | 0.00 | 1,293.25 | 0.00 | 0.00 | 1,293.25 | PT |
| 134000 | | | JAMES JR, RONALD G | | | | 05 | | |

# Town of Putnam WPCA

## Aging Report

Bill Date from: 10/01/2021 Aging as of date: 02/07/2022 Account: To: ZZZZZZZZZZZZZZZZZZZZ
To: 02/07/2022 Activity through date: 02/07/2022 Customer: 0 To: 9.99999999E8 ROUTE: To: ZZZZZZ
District: To: ZZ

| Account | Customer | Name | Location | Route | District |
|---|---|---|---|---|---|
| | Current | 1 - 30 | 31 - 60 | 61 - 90 | 91 - 120 | Over 120 | Interest | Total Due | |
| | 0.00 | 0.00 | 0.00 | 0.00 | 308.86 | 0.00 | 0.00 | 308.86 | PT |
| 134200 | | | KARPENSKI, MARGUERITA | | | | 08 | | |
| | 0.00 | 0.00 | 0.00 | 0.00 | 6.28 | 0.00 | 0.00 | 6.28 | PT |
| 135000 | | | KLINGENSMITH, TREVER | | | | 01 | | |
| | 0.00 | 0.00 | 0.00 | 0.00 | 536.16 | 0.00 | 0.00 | 536.16 | PT |
| 136700 | | | COLLINS, CHRISTOPHER | | | | 05 | | |
| | 0.00 | 0.00 | 0.00 | 0.00 | 688.15 | 0.00 | 0.00 | 688.15 | PT |
| 136910 | | | JENSEN, PATRICIA | | | | 06 | | |
| | 0.00 | 0.00 | 0.00 | 0.00 | 118.49 | 0.00 | 0.00 | 118.49 | PT |
| 137600 | | | ELLIS JR, JEROME E | | | | 01 | | |
| | 0.00 | 0.00 | 0.00 | 0.00 | 2,898.82 | 0.00 | 0.00 | 2,898.82 | PT |
| 137800 | | | RICHARDSON, PATRICK E TR | | | | 03 | | |
| | 0.00 | 0.00 | 0.00 | 0.00 | 2,057.79 | 0.00 | 0.00 | 2,057.79 | PT |
| 138000 | | | THE ELTA REALTY CORP | | | | 02 | | |
| | 0.00 | 0.00 | 0.00 | 0.00 | 602.27 | 0.00 | 0.00 | 602.27 | PT |
| 139600 | | | BEMBENEK, LAURA J | | | | 03 | | |
| | 0.00 | 0.00 | 0.00 | 0.00 | 277.43 | 0.00 | 0.00 | 277.43 | PT |
| 143900 | | | LAMOUREUX, ROGER | | | | 08 | | |
| | 0.00 | 0.00 | 0.00 | 0.00 | 1,002.73 | 0.00 | 0.00 | 1,002.73 | PT |

# Town of Putnam WPCA

## Aging Report

Bill Date from: 10/01/2021 Aging as of date: 02/07/2022 Account: To: ZZZZZZZZZZZZZZZZZZZZ
To: 02/07/2022 Activity through date: 02/07/2022 Customer: 0 To: 9.99999999E8 ROUTE: To: ZZZZZZ
District: To: ZZ

| Account | Customer | Name | Location | Route | District |
|---|---|---|---|---|---|
| | Current | 1 - 30 | 31 - 60 | 61 - 90 | 91 - 120 | Over 120 | Interest | Total Due | |
| 144100 | | | ST HILAIRE JR, WILLIAM | | | | 01 | | |
| | 0.00 | 0.00 | 0.00 | 0.00 | 258.71 | 0.00 | 0.00 | 258.71 | PT |
| 144500 | | | MARION, RENE E | | | | 01 | | |
| | 0.00 | 0.00 | 0.00 | 0.00 | 174.58 | 0.00 | 0.00 | 174.58 | PT |
| 145000 | | | HAGGERTY, JOANNE L | | | | 03 | | |
| | 0.00 | 0.00 | 0.00 | 0.00 | 302.38 | 0.00 | 0.00 | 302.38 | PT |
| 146100 | | | POIRIER, NEIL R | | | | 03 | | |
| | 0.00 | 0.00 | 0.00 | 0.00 | 2,142.34 | 0.00 | 0.00 | 2,142.34 | PT |
| 147200 | | | DALPE RICHARD & AARON | | | | 01 | | |
| | 0.00 | 0.00 | 0.00 | 0.00 | 3,352.00 | 0.00 | 0.00 | 3,352.00 | PT |
| 147300 | | | JACKSON, FRANCIS W | | | | 04 | | |
| | 0.00 | 0.00 | 0.00 | 0.00 | 1,020.89 | 0.00 | 0.00 | 1,020.89 | PT |
| 147700 | | | GOSSELIN, MICHAEL A | | | | 03 | | |
| | 0.00 | 0.00 | 0.00 | 0.00 | 264.67 | 0.00 | 0.00 | 264.67 | PT |
| 148000 | | | GRAY, SEAN M | | | | 03 | | |
| | 0.00 | 0.00 | 0.00 | 0.00 | 573.13 | 0.00 | 0.00 | 573.13 | PT |
| 148200 | | | SANTERRE, JARID K | | | | 07 | | |
| | 0.00 | 0.00 | 0.00 | 0.00 | 312.84 | 0.00 | 0.00 | 312.84 | PT |
| 149900 | | | HAVERS, SHAWN | | | | 04 | | |

# Town of Putnam WPCA

## Aging Report

Bill Date from: 10/01/2021 Aging as of date: 02/07/2022 Account: To: ZZZZZZZZZZZZZZZZZZZZ
To: 02/07/2022 Activity through date: 02/07/2022 Customer: 0 To: 9.99999999E8 ROUTE: To: ZZZZZZ
District: To: ZZ

| Account | Customer | Name | Location | Route | District |
|---|---|---|---|---|---|
| | Current | 1 - 30 | 31 - 60 | 61 - 90 | 91 - 120 | Over 120 | Interest | Total Due | |
| | 0.00 | 0.00 | 0.00 | 0.00 | 666.08 | 0.00 | 0.00 | 666.08 | PT |
| 150510 | | | POIRIER, BRIAN J | | | | 06 | | |
| | 0.00 | 0.00 | 0.00 | 0.00 | 266.11 | 0.00 | 0.00 | 266.11 | PT |
| 151001 | | | PALL CORPORATION | | | | SEW | | |
| | 0.00 | 0.00 | 0.00 | 39,373.20 | 0.00 | 0.00 | 0.00 | 39,373.20 | PT |
| 151100 | | | MACNEIL, ELIZABETH M | | | | 06 | | |
| | 0.00 | 0.00 | 0.00 | 0.00 | 1,913.36 | 0.00 | 0.00 | 1,913.36 | PT |
| 152800 | | | FIELD, LAURA L | | | | 01 | | |
| | 0.00 | 0.00 | 0.00 | 0.00 | 1,087.62 | 0.00 | 0.00 | 1,087.62 | PT |
| 152900 | | | CRACCO ELIZABETH J & MORRIS MICHAEL | | | | 08 | | |
| | 0.00 | 0.00 | 0.00 | 0.00 | 496.10 | 0.00 | 0.00 | 496.10 | PT |
| 154200 | | | CHMURA, JEFFREY S | | | | 03 | | |
| | 0.00 | 0.00 | 0.00 | 0.00 | 16.25 | 0.00 | 0.00 | 16.25 | PT |
| 154500 | | | PROCHOWSKI, CURTIS B | | | | 03 | | |
| | 0.00 | 0.00 | 0.00 | 0.00 | 26.34 | 0.00 | 0.00 | 26.34 | PT |
| 158700 | | | SANDBERG, VALERIE A | | | | 07 | | |
| | 0.00 | 0.00 | 0.00 | 0.00 | 2,881.54 | 0.00 | 0.00 | 2,881.54 | PT |
| 161300 | | | ELKINS, CHARLES | | | | 04 | | |
| | 0.00 | 0.00 | 0.00 | 0.00 | 138.68 | 0.00 | 0.00 | 138.68 | WD |

# Town of Putnam WPCA

## Aging Report

Bill Date from: 10/01/2021 Aging as of date: 02/07/2022 Account: To: ZZZZZZZZZZZZZZZZZZZZ
To: 02/07/2022 Activity through date: 02/07/2022 Customer: 0 To: 9.99999999E8 ROUTE: To: ZZZZZZ
District: To: ZZ

| Account | Customer | Name | Location | Route | District |
|---|---|---|---|---|---|
| | Current | 1 - 30 | 31 - 60 | 61 - 90 | 91 - 120 | Over 120 | Interest | Total Due |
| 163500 | HOEG, JOSHUA | 01 | | | | | | |
| | 0.00 | 0.00 | 0.00 | 0.00 | 157.39 | 0.00 | 0.00 | 157.39 | TH |
| 164700 | GARDNER, JOSEPH P | 04 | | | | | | |
| | 0.00 | 0.00 | 0.00 | 0.00 | 735.67 | 0.00 | 0.00 | 735.67 | PT |
| 164900 | BALCUNAS JR, LEONARD | 07 | | | | | | |
| | 0.00 | 0.00 | 0.00 | 0.00 | 365.13 | 0.00 | 0.00 | 365.13 | PT |
| 165400 | PUTNAM DOWNTOWN LLC | 02 | | | | | | |
| | 0.00 | 0.00 | 0.00 | 0.00 | 231.76 | 0.00 | 0.00 | 231.76 | PT |
| 166600 | HILL & THOMAS JAMES HILL IV, SHAWN | 04 | | | | | | |
| | 0.00 | 0.00 | 0.00 | 0.00 | 439.17 | 0.00 | 0.00 | 439.17 | PT |
| 167500 | COURNOYER MARYSIA & VLADIMIR DEVIL, WILL | 05 | | | | | | |
| | 0.00 | 0.00 | 0.00 | 0.00 | 296.14 | 0.00 | 0.00 | 296.14 | PT |
| 171800 | NEAL, PETER | 04 | | | | | | |
| | 0.00 | 0.00 | 0.00 | 0.00 | 1,010.24 | 0.00 | 0.00 | 1,010.24 | PT |
| 174910 | FLAGG, STEVEN R SR | 01 | | | | | | |
| | 0.00 | 0.00 | 0.00 | 0.00 | 605.57 | 0.00 | 0.00 | 605.57 | PT |
| 175400 | JACKEL, JONATHAN R | 01 | | | | | | |
| | 0.00 | 0.00 | 0.00 | 0.00 | 1,440.11 | 0.00 | 0.00 | 1,440.11 | PT |
| 175600 | KUIVANEN, ANDERS | 01 | | | | | | |

# Town of Putnam WPCA

## Aging Report

Bill Date from: 10/01/2021 Aging as of date: 02/07/2022 Account: To: ZZZZZZZZZZZZZZZZZZZZ
To: 02/07/2022 Activity through date: 02/07/2022 Customer: 0 To: 9.99999999E8 ROUTE: To: ZZZZZZ
District: To: ZZ

| Account | Customer | Name | Location | Route | District |
|---|---|---|---|---|---|
| | Current | 1 - 30 | 31 - 60 | 61 - 90 | 91 - 120 | Over 120 | Interest | Total Due | |
| | 0.00 | 0.00 | 0.00 | 0.00 | 432.22 | 0.00 | 0.00 | 432.22 | PT |
| 175900 | | | SIMMONS, CASSANDRA JEAN | | | | 01 | | |
| | 0.00 | 0.00 | 0.00 | 0.00 | 43.88 | 0.00 | 0.00 | 43.88 | PT |
| 177800 | | | LAMAY, NATHAN | | | | 01 | | |
| | 0.00 | 0.00 | 0.00 | 0.00 | 367.17 | 0.00 | 0.00 | 367.17 | PT |
| 178000 | | | WETHERBEE, MARK H | | | | 01 | | |
| | 0.00 | 0.00 | 0.00 | 0.00 | 258.71 | 0.00 | 0.00 | 258.71 | PT |
| 178400 | | | COSME, ARNALDO | | | | 01 | | |
| | 0.00 | 0.00 | 0.00 | 0.00 | 576.68 | 0.00 | 0.00 | 576.68 | PT |
| 179100 | | | GIFFORD JONATHAN J & BOUCHARD KASIE | | | | 01 | | |
| | 0.00 | 0.00 | 0.00 | 0.00 | 246.24 | 0.00 | 0.00 | 246.24 | PT |
| 180300 | | | SOTO, ANTONIO | | | | 01 | | |
| | 0.00 | 0.00 | 0.00 | 0.00 | 968.30 | 0.00 | 0.00 | 968.30 | PT |
| 180700 | | | LYNCH, WENDY L | | | | 01 | | |
| | 0.00 | 0.00 | 0.00 | 0.00 | 264.95 | 0.00 | 0.00 | 264.95 | PT |
| 181510 | | | HAYES, ALEXANDRIA J | | | | 01 | | |
| | 0.00 | 0.00 | 0.00 | 0.00 | 268.77 | 0.00 | 0.00 | 268.77 | PT |
| 181800 | | | O'BRIEN, JENNIFER | | | | 01 | | |
| | 0.00 | 0.00 | 0.00 | 0.00 | 240.00 | 0.00 | 0.00 | 240.00 | PT |

# Town of Putnam WPCA

## Aging Report

Bill Date from: 10/01/2021 Aging as of date: 02/07/2022 Account: To: ZZZZZZZZZZZZZZZZZZZZ
To: 02/07/2022 Activity through date: 02/07/2022 Customer: 0 To: 9.99999999E8 ROUTE: To: ZZZZZZ
District: To: ZZ

| Account | Customer | Name | Location | Route | District |
|---|---|---|---|---|---|
| | Current | 1 - 30 | 31 - 60 | 61 - 90 | 91 - 120 | Over 120 | Interest | Total Due | |
| 182400 | TIRRELL, KARL P | 01 | | | | | | | |
| | 0.00 | 0.00 | 0.00 | 0.00 | 1,967.31 | 0.00 | 0.00 | 1,967.31 | PT |
| 183200 | HOPE COMMUNITY CHURCH | 02 | | | | | | | |
| | 0.00 | 0.00 | 0.00 | 0.00 | 197.96 | 0.00 | 0.00 | 197.96 | PT |
| 183800 | DAUPHINAIS, NEIL | 05 | | | | | | | |
| | 0.00 | 0.00 | 0.00 | 0.00 | 690.29 | 0.00 | 0.00 | 690.29 | PT |
| 184400 | GODLEY, GLENN M | 05 | | | | | | | |
| | 0.00 | 0.00 | 0.00 | 0.00 | 598.67 | 0.00 | 0.00 | 598.67 | PT |
| 184600 | BETANCOURT III, FLORENTINO | 07 | | | | | | | |
| | 0.00 | 0.00 | 0.00 | 0.00 | 676.87 | 0.00 | 0.00 | 676.87 | PT |
| 185100 | HANLON, PAULA J | 07 | | | | | | | |
| | 0.00 | 0.00 | 0.00 | 0.00 | 277.43 | 0.00 | 0.00 | 277.43 | PT |
| 185210 | S MAIN ST LLC | 06 | | | | | | | |
| | 0.00 | 0.00 | 0.00 | 0.00 | 215.34 | 0.00 | 0.00 | 215.34 | PT |
| 186100 | GARDNER ESTATE OF ANNA L | 10 | | | | | | | |
| | 0.00 | 0.00 | 0.00 | 0.00 | 1,650.73 | 0.00 | 0.00 | 1,650.73 | PT |
| 186200 | MCCUTCHEON, JANET L | 10 | | | | | | | |
| | 0.00 | 0.00 | 0.00 | 0.00 | 624.81 | 0.00 | 0.00 | 624.81 | PT |
| 186500 | CHRISTENSON & JONES GLENN JR, KRISTI | 01 | | | | | | | |

# Town of Putnam WPCA

## Aging Report

Bill Date from: 10/01/2021 Aging as of date: 02/07/2022 Account: To: ZZZZZZZZZZZZZZZZZZZZ
To: 02/07/2022 Activity through date: 02/07/2022 Customer: 0 To: 9.99999999E8 ROUTE: To: ZZZZZZ
District: To: ZZ

| Account | Customer | Name | Location | Route | District |
|---|---|---|---|---|---|
| | Current | 1 - 30 | 31 - 60 | 61 - 90 | 91 - 120 | Over 120 | Interest | Total Due | |
| | 0.00 | 0.00 | 0.00 | 0.00 | 233.79 | 0.00 | 0.00 | 233.79 | PT |
| 189500 | | | WEAVER, SEEAN P | | | | 05 | | |
| | 0.00 | 0.00 | 0.00 | 0.00 | 252.41 | 0.00 | 0.00 | 252.41 | PT |
| 191200 | | | SERGEL, JEAN A | | | | 01 | | |
| | 0.00 | 0.00 | 0.00 | 0.00 | 36.55 | 0.00 | 0.00 | 36.55 | PT |
| 191400 | | | DIGNAM, MICHELLE S | | | | 01 | | |
| | 0.00 | 0.00 | 0.00 | 0.00 | 639.49 | 0.00 | 0.00 | 639.49 | PT |
| 192100 | | | CHARRON, ALFRED H SR | | | | 01 | | |
| | 0.00 | 0.00 | 0.00 | 0.00 | 196.82 | 0.00 | 0.00 | 196.82 | PT |
| 192200 | | | DEOJAY, GABRIELLE J | | | | 01 | | |
| | 0.00 | 0.00 | 0.00 | 0.00 | 1,337.05 | 0.00 | 0.00 | 1,337.05 | PT |
| 193400 | | | ERICSON, ALAN E | | | | 10 | | |
| | 0.00 | 0.00 | 0.00 | 0.00 | 382.30 | 0.00 | 0.00 | 382.30 | PT |
| 193600 | | | LAPORTE, CHERYL L | | | | 04 | | |
| | 0.00 | 0.00 | 0.00 | 0.00 | 578.22 | 0.00 | 0.00 | 578.22 | PT |
| 196900 | | | RICHARDSON & LISA DANBURG, ASHLEY | | | | 04 | | |
| | 0.00 | 0.00 | 0.00 | 0.00 | 271.19 | 0.00 | 0.00 | 271.19 | PT |
| 197100 | | | OBNEURGYN PROPERTIES LLC | | | | 02 | | |
| | 0.00 | 0.00 | 0.00 | 0.00 | 464.60 | 0.00 | 0.00 | 464.60 | PT |

# Town of Putnam WPCA

## Aging Report

Bill Date from: 10/01/2021 Aging as of date: 02/07/2022 Account: To: ZZZZZZZZZZZZZZZZZZZZ
To: 02/07/2022 Activity through date: 02/07/2022 Customer: 0 To: 9.99999999E8 ROUTE: To: ZZZZZZ
District: To: ZZ

| Account | Customer | Name | Location | Route | District |
|---|---|---|---|---|---|
| | Current | 1 - 30 | 31 - 60 | 61 - 90 | 91 - 120 | Over 120 | Interest | Total Due |
| 199700 | PATROWICZ, STEPHANIE L | 05 | | | | | | |
| | 0.00 | 0.00 | 0.00 | 0.00 | 623.80 | 0.00 | 0.00 | 623.80 PT |
| 200000 | FAHEY, HARLEY L & KAREN J | 05 | | | | | | |
| | 0.00 | 0.00 | 0.00 | 0.00 | 334.78 | 0.00 | 0.00 | 334.78 PT |
| 200200 | COUTURE, DENISE J | 05 | | | | | | |
| | 0.00 | 0.00 | 0.00 | 0.00 | 592.64 | 0.00 | 0.00 | 592.64 PT |
| 203000 | ANAND, JESSICA S | 04 | | | | | | |
| | 0.00 | 0.00 | 0.00 | 0.00 | 6.88 | 0.00 | 0.00 | 6.88 PT |
| 203100 | COLE, KEVIN R | 04 | | | | | | |
| | 0.00 | 0.00 | 0.00 | 0.00 | 1,153.95 | 0.00 | 0.00 | 1,153.95 PT |
| 203500 | POLINSKI, DERRICK | 05 | | | | | | |
| | 0.00 | 0.00 | 0.00 | 0.00 | 830.92 | 0.00 | 0.00 | 830.92 PT |
| 204300 | WATSON, JESSICA | 10 | | | | | | |
| | 0.00 | 0.00 | 0.00 | 0.00 | 1,153.48 | 0.00 | 0.00 | 1,153.48 PT |
| 204900 | WELCH, ELAINE B | 03 | | | | | | |
| | 0.00 | 0.00 | 0.00 | 0.00 | 2.67 | 0.00 | 0.00 | 2.67 PT |
| 206200 | OATES, MATTIE C | 07 | | | | | | |
| | 0.00 | 0.00 | 0.00 | 0.00 | 73.06 | 0.00 | 0.00 | 73.06 PT |
| 206500 | DUPRE, KEVIN & MARIE A | 10 | | | | | | |

# Town of Putnam WPCA

## Aging Report

Bill Date from: 10/01/2021 Aging as of date: 02/07/2022 Account: To: ZZZZZZZZZZZZZZZZZZZZ
To: 02/07/2022 Activity through date: 02/07/2022 Customer: 0 To: 9.99999999E8 ROUTE: To: ZZZZZZ
District: To: ZZ

| Account | Customer | Name | Location | Route | District |
|---|---|---|---|---|---|
| | Current | 1 - 30 | 31 - 60 | 61 - 90 | 91 - 120 | Over 120 | Interest | Total Due | |
| | 0.00 | 0.00 | 0.00 | 0.00 | 711.02 | 0.00 | 0.00 | 711.02 | PT |
| 207500 | | | BATES, STEVEN J | | | | 01 | | |
| | 0.00 | 0.00 | 0.00 | 0.00 | 301.19 | 0.00 | 0.00 | 301.19 | PT |
| 207600 | | | RUMSEY, ERIC A | | | | 01 | | |
| | 0.00 | 0.00 | 0.00 | 0.00 | 639.49 | 0.00 | 0.00 | 639.49 | PT |
| 207800 | | | 333 POMFRET STREET LLC | | | | 02 | | |
| | 0.00 | 0.00 | 0.00 | 0.00 | 489.68 | 0.00 | 0.00 | 489.68 | PT |
| 208900 | | | CURTIS, KATHERINE | | | | 06 | | |
| | 0.00 | 0.00 | 0.00 | 0.00 | 221.49 | 0.00 | 0.00 | 221.49 | PT |
| 209600 | | | D'ERAMO, GINA | | | | 06 | | |
| | 0.00 | 0.00 | 0.00 | 0.00 | 209.19 | 0.00 | 0.00 | 209.19 | PT |
| 211000 | | | CARBONE, BENJAMIN | | | | 01 | | |
| | 0.00 | 0.00 | 0.00 | 0.00 | 383.93 | 0.00 | 0.00 | 383.93 | PT |
| 211100 | | | CRAIG, MICHAEL | | | | 02 | | |
| | 0.00 | 0.00 | 0.00 | 0.00 | 10.34 | 0.00 | 0.00 | 10.34 | PT |
| 211200 | | | COTTRELL, ROBERT E | | | | 02 | | |
| | 0.00 | 0.00 | 0.00 | 0.00 | 195.67 | 0.00 | 0.00 | 195.67 | PT |
| 211300 | | | BATES, SUSANNAH | | | | 02 | | |
| | 0.00 | 0.00 | 0.00 | 0.00 | 201.01 | 0.00 | 0.00 | 201.01 | PT |

# Town of Putnam WPCA

## Aging Report

Bill Date from: 10/01/2021 Aging as of date: 02/07/2022 Account: To: ZZZZZZZZZZZZZZZZZZZZ
To: 02/07/2022 Activity through date: 02/07/2022 Customer: 0 To: 9.99999999E8 ROUTE: To: ZZZZZZ
District: To: ZZ

| Account | Current | Customer 1 - 30 | Name 31 - 60 | 61 - 90 | Location 91 - 120 | Over 120 | Route Interest | Total Due | District |
|---|---|---|---|---|---|---|---|---|---|
| 212100 | | | COLLINS SR, PATRICK H | | | | 06 | | |
| | 0.00 | 0.00 | 0.00 | 0.00 | 566.89 | 0.00 | 0.00 | 566.89 | PT |
| 212900 | | | BOUTELLE, SARAH J | | | | 06 | | |
| | 0.00 | 0.00 | 0.00 | 0.00 | 240.00 | 0.00 | 0.00 | 240.00 | PT |
| 213800 | | | FRONT STREET COMMONS LLC | | | | 05 | | |
| | 0.00 | 0.00 | 0.00 | 0.00 | 3,666.80 | 0.00 | 0.00 | 3,666.80 | PT |
| 214000 | | | BELLEROSE, KATHARINE G | | | | 07 | | |
| | 0.00 | 0.00 | 0.00 | 0.00 | 402.62 | 0.00 | 0.00 | 402.62 | PT |
| 215100 | | | BROWN, KRISTEN L | | | | 06 | | |
| | 0.00 | 0.00 | 0.00 | 0.00 | 178.45 | 0.00 | 0.00 | 178.45 | PT |
| 215200 | | | DUMAS, JO ANN | | | | 06 | | |
| | 0.00 | 0.00 | 0.00 | 0.00 | 269.45 | 0.00 | 0.00 | 269.45 | PT |
| 215800 | | | TOZAN, ERCAN | | | | 06 | | |
| | 0.00 | 0.00 | 0.00 | 0.00 | 48.79 | 0.00 | 0.00 | 48.79 | PT |
| 220300 | | | 107 PROVIDENCE STREET ASSOC LLC | | | | 09 | | |
| | 0.00 | 0.00 | 0.00 | 0.00 | 5,315.99 | 0.00 | 0.00 | 5,315.99 | PT |
| 220900 | | | WOODRUFF, KENDRA | | | | 02 | | |
| | 0.00 | 0.00 | 0.00 | 0.00 | 252.47 | 0.00 | 0.00 | 252.47 | PT |
| 234500 | | | ISABEL INTERCONTINENTAL LLC | | | | 07 | | |

# Town of Putnam WPCA

## Aging Report

Bill Date from: 10/01/2021 Aging as of date: 02/07/2022 Account: To: ZZZZZZZZZZZZZZZZZZZZ
To: 02/07/2022 Activity through date: 02/07/2022 Customer: 0 To: 9.99999999E8 ROUTE: To: ZZZZZZ
District: To: ZZ

| Account | Customer | Name | Location | Route | District |
|---|---|---|---|---|---|
| | Current | 1 - 30 | 31 - 60 | 61 - 90 | 91 - 120 | Over 120 | Interest | Total Due | |
| | 0.00 | 0.00 | 0.00 | 0.00 | 1,282.82 | 0.00 | 0.00 | 1,282.82 | PT |
| 236200 | | | MCNULTY, ROBIN K. | | | | 03 | | |
| | 0.00 | 0.00 | 0.00 | 0.00 | 550.65 | 0.00 | 0.00 | 550.65 | PT |
| 236900 | | | VENTETUOLO JR, JOHN | | | | 07 | | |
| | 0.00 | 0.00 | 0.00 | 0.00 | 360.65 | 0.00 | 0.00 | 360.65 | PT |
| 237220 | | | STATE OF CT DOT | | | | 10 | | |
| | 0.00 | 0.00 | 0.00 | 0.00 | 0.00 | 921.78 | 0.00 | 921.78 | PT |
| 240600 | | | L & S REAL ESTATE ENTERPRISES LLC | | | | 07 | | |
| | 0.00 | 0.00 | 0.00 | 0.00 | 87.27 | 0.00 | 0.00 | 87.27 | PT |
| 241700 | | | VERASAMMY, LESTER | | | | 07 | | |
| | 0.00 | 0.00 | 0.00 | 0.00 | 96.61 | 0.00 | 0.00 | 96.61 | PT |
| 293000 | | | PROVIDENCE PIKE PARKADE LLC | | | | 07 | | |
| | 0.00 | 0.00 | 0.00 | 0.00 | 203.01 | 0.00 | 0.00 | 203.01 | PT |
| 293800 | | | SILVEIRA, SIDINEI | | 61-63 POMFRET ST (63) | | 02 | | |
| | 0.00 | 0.00 | 0.00 | 0.00 | 227.64 | 0.00 | 0.00 | 227.64 | PT |
| 296900 | | | FISCHKELTA, CHRISTOPHER J | | | | 05 | | |
| | 0.00 | 0.00 | 0.00 | 0.00 | 256.87 | 0.00 | 0.00 | 256.87 | PT |
| 313400 | | | GESUALDI, JOSEPH E | | | | 04 | | |
| | 0.00 | 0.00 | 0.00 | 0.00 | 479.76 | 0.00 | 0.00 | 479.76 | PT |

# Town of Putnam WPCA

## Aging Report

Bill Date from: 10/01/2021 Aging as of date: 02/07/2022 Account: To: ZZZZZZZZZZZZZZZZZZZZ
To: 02/07/2022 Activity through date: 02/07/2022 Customer: 0 To: 9.99999999E8 ROUTE: To: ZZZZZZ
District: To: ZZ

| Account | Customer | Name | Location | Route | District |
|---|---|---|---|---|---|
| | Current | 1 - 30 | 31 - 60 | 61 - 90 | 91 - 120 | Over 120 | Interest | Total Due | |
| 314600 | GREY, AINSLEY | 05 | | | | | | | |
| | 0.00 | 0.00 | 0.00 | 0.00 | 215.34 | 0.00 | 0.00 | 215.34 | PT |
| 316400 | JANNELLE, ROBERT D | 06 | | | | | | | |
| | 0.00 | 0.00 | 0.00 | 0.00 | 405.15 | 0.00 | 0.00 | 405.15 | PT |
| 317300 | LAVERTY AND CYNTHIA & DONALD HELIE, SHAL | 08 | | | | | | | |
| | 0.00 | 0.00 | 0.00 | 0.00 | 820.33 | 0.00 | 0.00 | 820.33 | PT |
| 321100 | ENGLAND, NOREEN D | 08 | | | | | | | |
| | 0.00 | 0.00 | 0.00 | 0.00 | 4.79 | 0.00 | 0.00 | 4.79 | PT |
| 322900 | GALLAGHER, CARLA KRISTEN | 06 | | | | | | | |
| | 0.00 | 0.00 | 0.00 | 0.00 | 289.90 | 0.00 | 0.00 | 289.90 | PT |
| 324900 | SMITH TR, ADAM D | 04 | | | | | | | |
| | 0.00 | 0.00 | 0.00 | 0.00 | 6.47 | 0.00 | 0.00 | 6.47 | PT |
| 325400 | CL & P DIST DBA EVERSOURCE ENERGY | 10 | | | | | | | |
| | 0.00 | 0.00 | 0.00 | 0.00 | 9.38 | 0.00 | 0.00 | 9.38 | PT |
| 327200 | PERRY, ROBERT H JR | 07 | | | | | | | |
| | 0.00 | 0.00 | 0.00 | 0.00 | 145.63 | 0.00 | 0.00 | 145.63 | PT |
| 328800 | PUTNAM DOWNTOWN LLC | 02 | | | | | | | |
| | 0.00 | 0.00 | 0.00 | 0.00 | 363.24 | 0.00 | 0.00 | 363.24 | PT |
| 329700 | OLSON, GEORGE & ABBY | 08 | | | | | | | |

# Town of Putnam WPCA

## Aging Report

Bill Date from: 10/01/2021 Aging as of date: 02/07/2022 Account: To: ZZZZZZZZZZZZZZZZZZZZ
To: 02/07/2022 Activity through date: 02/07/2022 Customer: 0 To: 9.99999999E8 ROUTE: To: ZZZZZZ
District: To: ZZ

| Account | Current | Customer 1 - 30 | Name 31 - 60 | 61 - 90 | Location 91 - 120 | Over 120 | Route Interest | Total Due | District |
|---|---|---|---|---|---|---|---|---|---|
| | 0.00 | 0.00 | 0.00 | 0.00 | 1,258.35 | 0.00 | 0.00 | 1,258.35 | PT |
| 329800 | | | OLSON, GEORGE & ABBY | | | | 08 | | |
| | 0.00 | 0.00 | 0.00 | 0.00 | 1,413.74 | 0.00 | 0.00 | 1,413.74 | PT |
| 330800 | | | REGULA, FRANK RENE | | | | 05 | | |
| | 0.00 | 0.00 | 0.00 | 0.00 | 409.76 | 0.00 | 0.00 | 409.76 | PT |
| 333600 | | | PUTNAM DOWNTOWN LLC | | | | 02 | | |
| | 0.00 | 0.00 | 0.00 | 0.00 | 410.27 | 0.00 | 0.00 | 410.27 | PT |
| 339500 | | | GAGNON, DERIK | | | | 04 | | |
| | 0.00 | 0.00 | 0.00 | 0.00 | 332.63 | 0.00 | 0.00 | 332.63 | PT |
| | | | | | | | | | PT |
| Totals | 0.00 | 0.00 | 0.00 | 39,373.20 | 237,854.71 | 921.78 | 0.00 | 278,149.69 | |

** End of Report - Generated by Desiree Smith **

# WPCA Administrator's Report, February 2022 Meeting

- We had another water line break last Friday. Because of the icy weather, we worked on it Saturday morning. Underwood Road is very steep, and I was concerned for the safety of our people working in the icy conditions. We went door-to-door informing the customers about the water being turned off. Several homes in that area have small water pumps that could burn out if they aren't turned off. Water was shut off at 8:30 and was back online at 10:30.

- We had 7 Firms respond to our RFQ regarding the Engineering services for the Water and Wastewater System Improvements. We reviewed and graded each packet that was submitted and chose three firms to be interviewed on February 15th. The firms chosen are CDM Smith, Beta Group, and Weston and Sampson.

- I have put a draft of the proposed 22/23 water and sewer budgets in our packet. I will review the budgets at our upcoming meeting.

# *Putnam WWTP February 2022*

## Putnam Wastewater Report for the February 2022 meeting

All results & data used is as of January 31, 2022

- All required sampling, testing, laboratory analysis, and reporting had been completed for the wastewater treatment plant.
- The wastewater facility operated in full compliance with permit limits.
- We received 239,021 Gallons of Septic Wastewater in January.
- We successfully treated 18.1 million gallons of wastewater in January
- Average effluent concentrations for BOD & TSS were 4.0 mg/L & 3.0 mg/L respectively for the January. This is well below the NPDES permit average limit of 30.0 mg/L for them.
- No odor complaints had been received.
- We had 21 Call before you dig mark outs in January.
- A total of 4,200 feet of sewer line had been jetted in January. Pall Corp, Edmond, Grove to South Main, & Florence.
- We are finishing up with our discharge permit renewal. The last step will be to employ an extensive sampling and testing protocol. This is mandated by the DEEP and will require some additional overtime. *Update:* The men collected and tested all the extra samples.
- On a similar note: We have continued working with Pall Corp and engineering on their permit renewal. Additionally, they are still working on the best methodology of treating a discharge for a new process. More to follow. *Update:* A virtual meeting is scheduled with Pall in early February.
- Some of our staff has had training to reach higher levels of certification. One of our staff failed to pass the DEEP Class IV Wastewater Treatment test. He will continue to study and seek out more related training.
- Working on the selection for the RFQ that was advertised for engineering. We will conduct meetings with the folks that show the most promise for our needs.

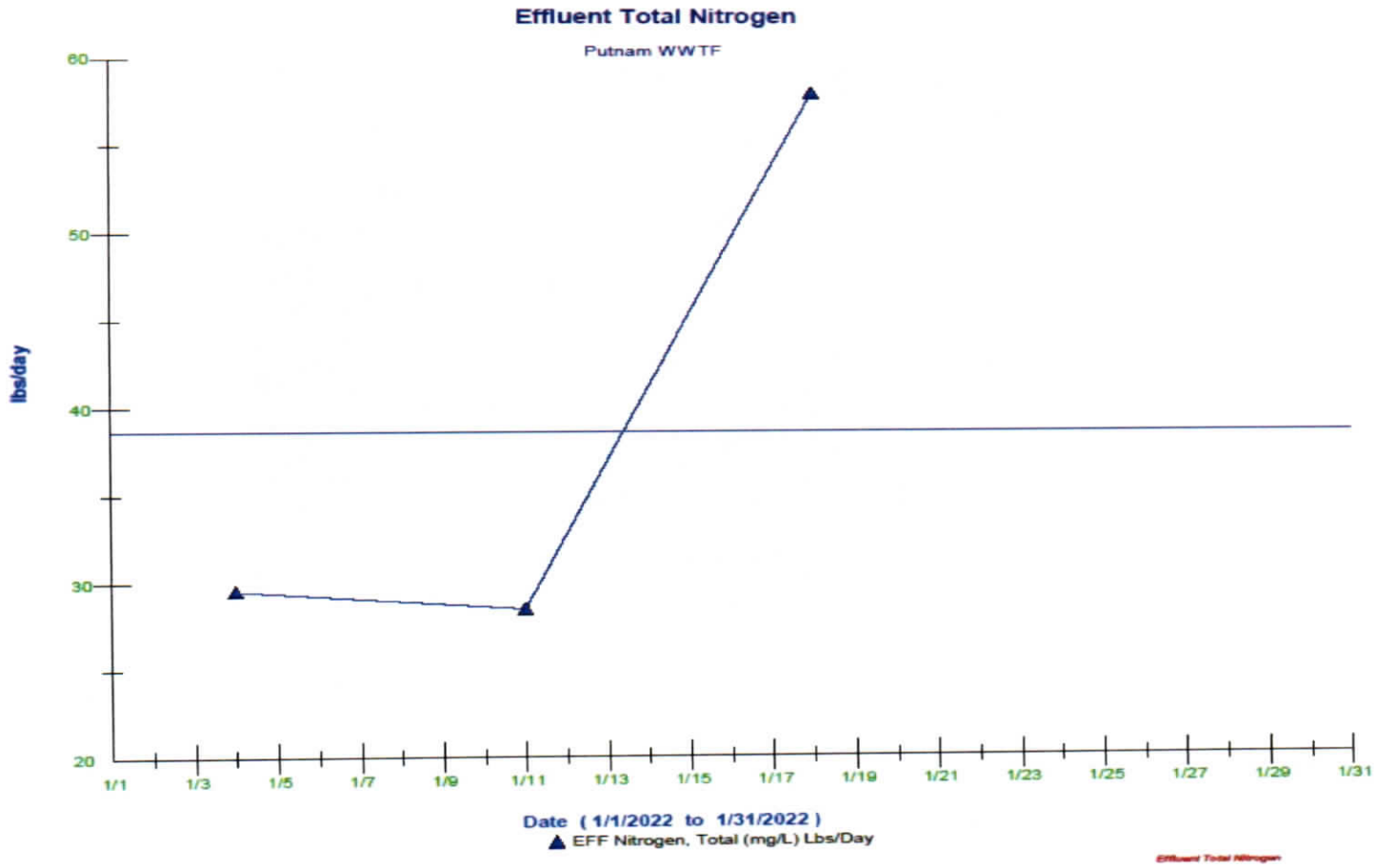
Effluent Total Nitrogen
Putnam WWTF
lbs/day
60
50
40
30
20
1/1
1/3
1/5
1/7
1/9
1/11
1/13
1/15
1/17
1/19
1/21
1/23
1/25
1/27
1/29
1/31
Date ( 1/1/2022 to 1/31/2022 )
EFF Nitrogen, Total (mg/L) Lbs/Day

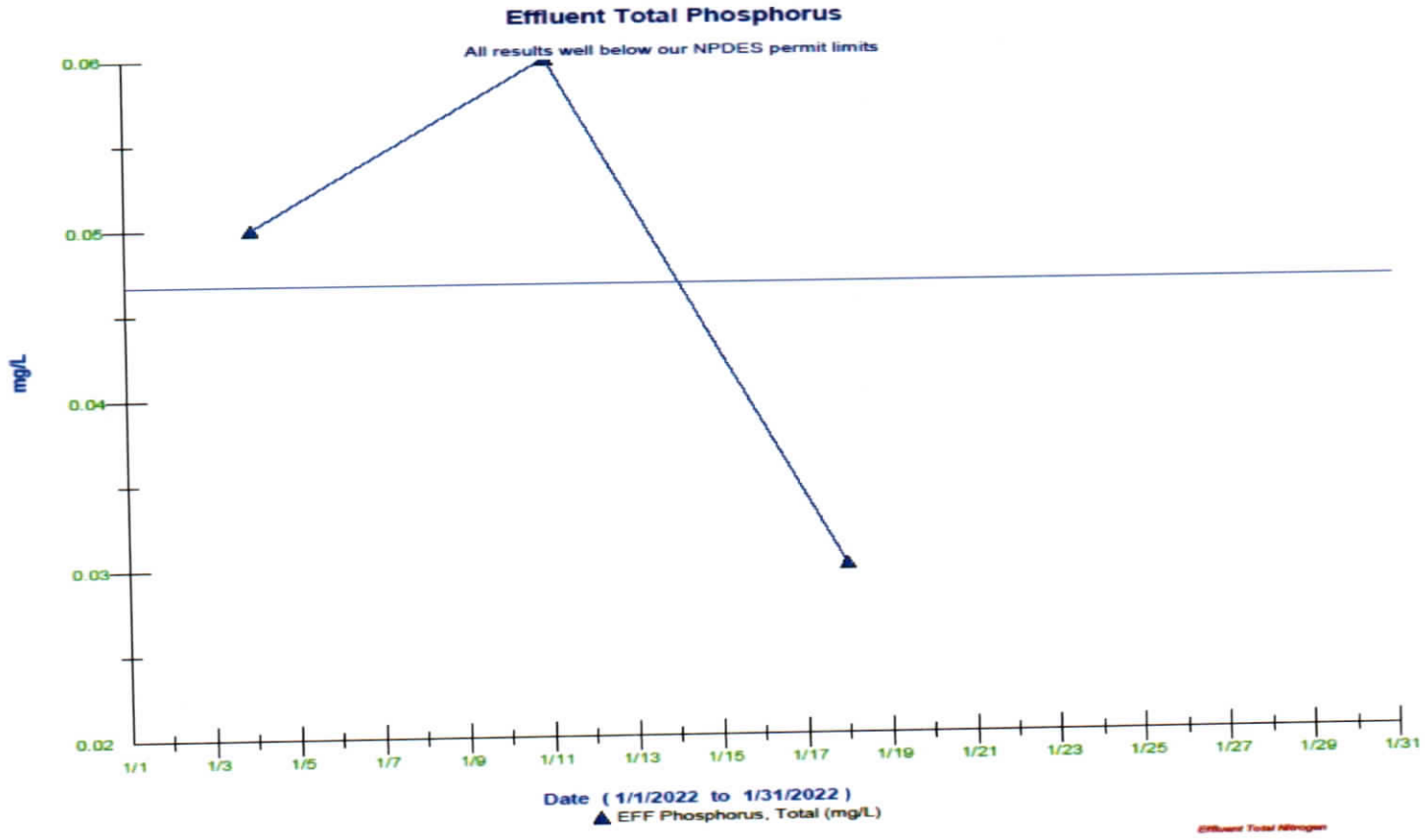
Effluent Total Phosphorus
All results well below our NPDES permit limits
mg/L
0.06
0.05
0.04
0.03
0.02
1/1
1/3
1/5
1/7
1/9
1/11
1/13
1/15
1/17
1/19
1/21
1/23
1/25
1/27
1/29
1/31
Date ( 1/1/2022 to 1/31/2022 )
EFF Phosphorus, Total (mg/L)

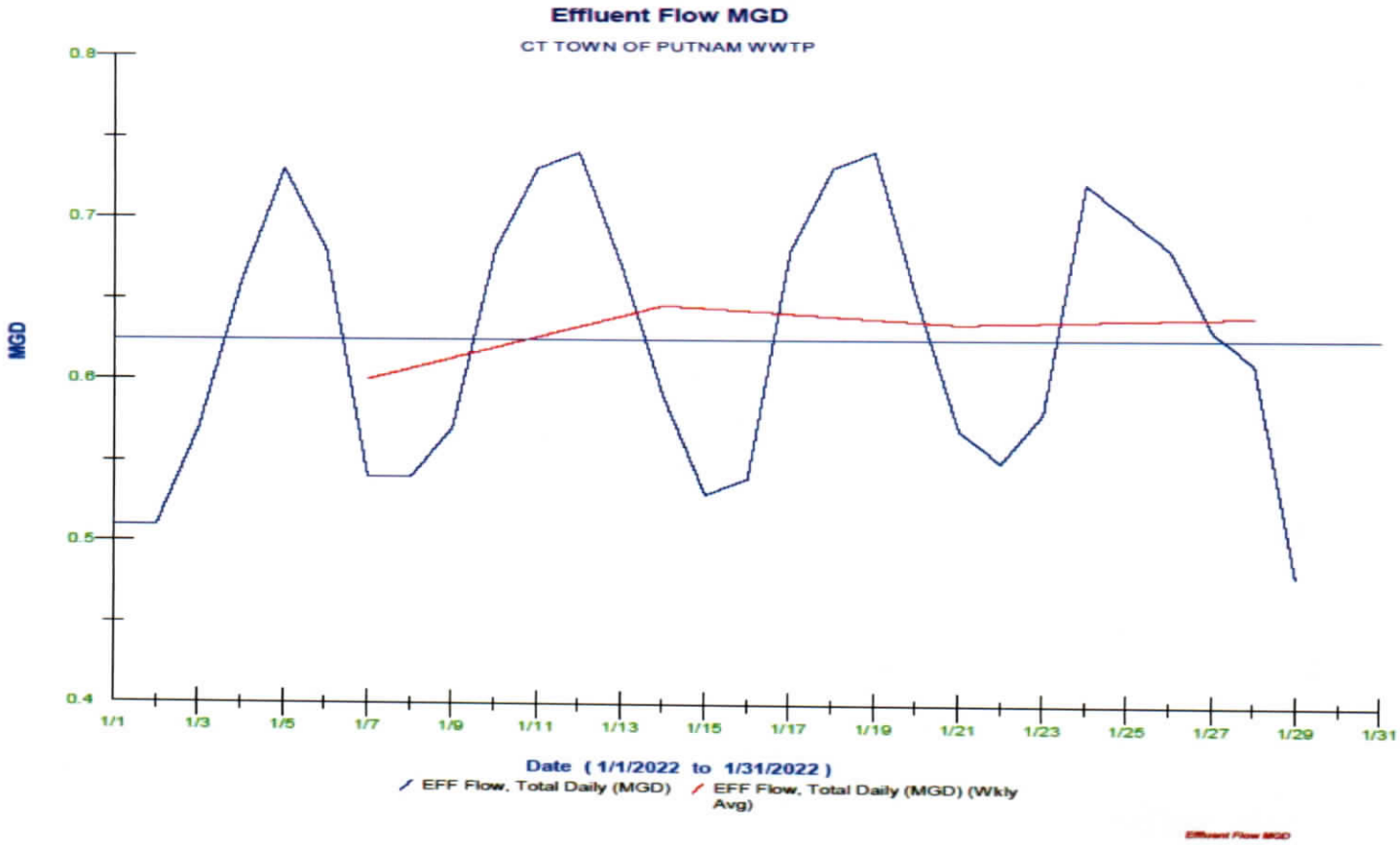


| Month | Eff Flow MG | INFLUENT BOD mg/L | INFLUENT TSS mg/L | EFFLUENT BOD mg/L | EFFLUENT TSS mg/L |
|---|---|---|---|---|---|
| Jan-22 | 18.110 | 176 | 295 | 3.6 | 3.2 |
| Feb-22 | | | | | |
| Mar-22 | | | | | |
| Apr-22 | | | | | |
| May-22 | | | | | |
| Jun-22 | | | | | |
| Jul-22 | | | | | |
| Aug-22 | | | | | |
| Sep-22 | | | | | |
| Oct-22 | | | | | |
| Nov-22 | | | | | |
| Dec-22 | | | | | |
| Total | | | | | |
| Average | 18.110 | 176 | 295 | 4 | 3 |

Water

Water

| Account | Description | 19/20 Actual | 20/21 Budget Zero'd Out | 20/21 Actual | 21/22 Budget | 21/22 YTD as of 1/20/22 | 22/23 Budget Proposal |
|---|---|---|---|---|---|---|---|
| 3600.00.0000.53010.00000 | Manganese TP expense | | | | | | |
| 6000.00.0000.58340.00000 | Bank Fees | | | | | | |
| | | | | | | | |
| 3600.49.4900.56904.00000 | Cap. Proj. expense | $ 172,902.50 | **$ 170,000.00** | $ (12,229.15) | **$ 200,000.00** | $ 42,833.00 | **$ 250,000.00** |
| | | | | | | | |
| 6000.00.0000.52301.00000 | Pension Expense | $ (8,626.44) | | $ (44,076.35) | | | |
| 6000.00.0000.57900.00000 | Depreciation Expense | $ 608,446.22 | | $ 688,066.18 | | | |
| 6000.00.0000.58320.00000 | Water Bond Notes | $ 312,654.23 | **$ 769,855.75** | $ 326,433.83 | | | |
| 6000.00.0000.58311.00000 | Loan 91-22 / $ 1,208,113 | | | | **$ 57,611.89** | $ 57,611.89 | **$ 56,781.32** |
| 6000.00.0000.58312.00000 | Loan 91-31 / $ 9,100,000 | | | | **$ 381,062.50** | $ 381,062.50 | **$ 376,796.88** |
| 6000.00.0000.58313.00000 | Loan 91-30 / $ 1,500,000 | | | | **$ 73,921.88** | $ 73,921.87 | **$ 72,937.50** |
| 6000.00.0000.58314.00000 | Loan 91-28 / $ 1,580,000 | | | | **$ 79,691.25** | $ - | **$ 78,605.00** |
| 6000.00.0000.58315.00000 | Loan 91-34 / $ 1,101,000 | | | | **$ 53,861.25** | $ - | **$ 53,265.00** |
| 6000.00.0000.58316.00000 | Loan 91-35 / $ 1,272,000 | | | | **$ 50,439.56** | $ - | **$ 49,820.25** |
| 6000.00.0000.58317.00000 | Loan 2010-8011 Monthly | | | | **$ 64,411.67** | $ - | **$ 62,669.93** |
| 6000.00.0000.58320.00000 | Water Bond Notes | | | | | $ 37,345.83 | |
| 6000.00.0000.58340.00000 | Bank Fees | $ 30.00 | | $ 149.95 | | $ 2,797.95 | |
| 6000.80.0000.52600.00000 | Unemployment Compensation | $ 53.00 | **$ 1,528.00** | $ 690.75 | **$ 1,000.00** | $ 693.32 | **$ 2,500.00** |
| | | | | | | | |
| 6000.80.8001.53070.00000 | LabTesting | $ 14,056.30 | **$ 12,896.50** | $ 12,896.50 | **$ 15,000.00** | $ 10,351.33 | **$ 30,000.00** |
| 6000.80.8001.54111.00000 | CT Water | $ 118,672.80 | **$ 171,737.18** | $ 171,737.18 | **$ 100,000.00** | $ 62,073.58 | **$ 125,000.00** |
| 6000.80.8001.56220.00000 | Water Electricity | $ 190,737.58 | **$ 164,585.10** | $ 164,585.10 | **$ 200,000.00** | $ 79,150.01 | **$ 245,000.00** |
| 6000.80.8001.56221.00000 | Fuel / Heating/ Propane | $ 14,462.00 | **$ 20,905.29** | $ 20,905.29 | **$ 19,000.00** | $ 19,168.68 | $ 40,000.00 |
| 6000.80.8001.56290.00000 | Lab Supplies | $ 6,981.25 | **$ 8,875.93** | $ 6,778.16 | **$ 10,000.00** | $ 3,405.66 | **$ 10,000.00** |
| | | | | | | | |
| 6000.80.8005.56100.00000 | Chemicals Supply | $ 153,081.66 | **$ 194,222.25** | $ 151,522.13 | **$ 200,000.00** | $ 93,932.42 | $ 250,000.00 |
| | | | | | | | |
| 6000.80.8007.51610.00000 | Water Regular | $ 451,097.41 | **$ 482,580.00** | $ 482,580.00 | **$ 470,000.00** | $ 251,986.52 | **$ 600,000.00** |
| 6000.80.8007.51620.00000 | PT Water | | | | | | |
| 6000.80.8007.51630.00000 | Water OT | $ 37,742.52 | **$ 37,420.00** | $ 33,496.90 | **$ 50,000.00** | $ 21,910.76 | **$ 70,000.00** |
| 6000.80.8007.54300.00000 | Repairs and Maintenance | $ 185,725.07 | **$ 275,424.00** | $ 253,053.48 | **$ 273,700.00** | $ 126,699.63 | **$ 379,948.12** |
| 6000.80.8007.54301.00000 | Repairs and Maintenance Below | | | | | | |
| 6000.80.8007.56260.00000 | Gasoline & Diesel | $ 3,314.00 | **$ 5,000.00** | $ 3,436.34 | **$ 5,000.00** | $ 2,281.57 | **$ 6,000.00** |
| | | | | | | | |
| 6000.80.8009.53100.00000 | Audit | | **$ 7,458.34** | $ 7,458.34 | **$ 8,000.00** | $ 4,250.00 | **$ 7,000.00** |
| 6000.80.8009.55310.00000 | Recording Lien Fee | $ 7,260.00 | **$ 6,541.66** | $ 3,140.00 | **$ 7,000.00** | $ 140.00 | **$ 6,000.00** |

| Account | Description | 19/20 Actual | 20/21 Budget Zero'd Out | 20/21 Actual | 21/22 Budget | 21/22 YTD as of 1/20/22 | 22/23 Budget Proposal |
|---|---|---|---|---|---|---|---|
| | | | | | | | |
| 6000.80.8011.51640.00000 | Cell Phone Stipend | $ 300.00 | **$ 300.00** | $ 300.00 | **$ 350.00** | $ 175.00 | **$ 350.00** |
| 6000.80.8011.52100.00000 | Group Insurance | $ 1,686.75 | **$ 1,755.00** | $ 1,755.00 | **$ 1,800.00** | $ 838.50 | **$ 2,000.00** |
| 6000.80.8011.53011.00000 | Professional Services | $ 44,701.07 | **$ 40,755.15** | $ 40,755.15 | **$ 45,000.00** | $ 12,732.25 | **$ 45,000.00** |
| 6000.80.8011.53020.00000 | Legal Services | $ 1,239.50 | **$ 59,169.81** | $ 59,919.81 | **$ 10,000.00** | $ 9.25 | **$ 5,000.00** |
| 6000.80.8011.53100.00000 | Town Admin Services | $ 52,224.85 | **$ 25,000.00** | $ 25,000.00 | **$ 9,000.00** | $ - | **$ 50,000.00** |
| 6000.80.8011.53101.00000 | Training & Conerences | | **$ 10,000.00** | $ 816.50 | **$ 10,000.00** | $ 551.00 | **$ 8,000.00** |
| 6000.80.8011.53300.00000 | Architects/Engineers | $ 4,449.60 | **$ 18,751.00** | $ 18,751.00 | **$ 10,000.00** | $ 6,206.63 | **$ 12,000.00** |
| 6000.80.8011.53500.00000 | Tech Support | | **$ 35,800.10** | $ 35,800.10 | **$ 50,000.00** | $ 11,233.82 | **$ 35,000.00** |
| 6000.80.8011.53510.00000 | Data Processing/Recording Fees | $ 58,002.80 | | | | | |
| 6000.80.8011.54305.00000 | Equiptment Repair | $ 2,558.71 | | | | | |
| 6000.80.8011.54410.00000 | Rents | $ 15,769.60 | **$ 14,974.94** | $ 14,974.94 | **$ 7,000.00** | $ 7,987.50 | **$ 2,500.00** |
| 6000.80.8011.55200.00000 | LAP Insurance | $ 32,587.66 | **$ 29,675.20** | $ 29,675.20 | **$ 35,000.00** | $ 29,566.31 | **$ 39,000.00** |
| 6000.80.8011.55201.00000 | Workers" Compensation Ins. | $ 11,043.26 | **$ 14,319.04** | $ 14,319.04 | **$ 17,000.00** | $ 15,123.59 | **$ 23,000.00** |
| 6000.80.8011.55300.00000 | Utilities -phone/internet | $ 16,031.84 | **$ 10,052.08** | $ 10,052.08 | **$ 14,000.00** | $ 5,806.12 | $ 14,000.00 |
| 6000.80.8011.55301.00000 | Postage | $ 3,260.19 | **$ 2,816.44** | $ 2,816.44 | **$ 5,000.00** | $ 46.68 | **$ 5,000.00** |
| 6000.80.8011.55500.00000 | Printing & Publication | $ 2,930.50 | **$ 900.00** | $ 900.00 | **$ 6,000.00** | $ 678.50 | **$ 4,000.00** |
| 6000.80.8011.56010.00000 | Office Supply | $ 4,629.85 | **$ 5,163.32** | $ 5,163.32 | **$ 7,000.00** | $ 4,047.86 | **$ 8,000.00** |
| 6000.80.8011.56011.00000 | Saftety Supplies | $ 2,463.63 | **$ 3,258.67** | $ 3,258.67 | **$ 3,000.00** | $ 1,580.69 | **$ 3,000.00** |
| 6000.80.8011.56900.00000 | Custodial Supplies | $ 1,083.06 | **$ 2,000.00** | $ 641.85 | **$ 2,000.00** | $ 174.90 | **$ 2,000.00** |
| 6000.80.8011.56903.00000 | Contingency | $ (27,465.17) | **$ 16,879.25** | $ - | **$ 42,000.00** | $ 15,997.34 | **$ 42,000.00** |
| 6000.80.8011.57300.00000 | Small Equiptment | $ 932.45 | | | | | |
| 6000.80.8011.57340.00000 | Tech Related Hardware | | | | | | |
| | | | | | | | |
| 6000.80.8013.52200.00000 | Social Secrurity | $ 35,883.79 | **$ 45,900.00** | $ 37,519.21 | **$ 45,900.00** | $ 20,546.88 | **$ 51,000.00** |
| 6000.80.8013.52300.00000 | Retirement Contributions | $ 6,521.65 | **$ 30,000.00** | $ 3,336.59 | **$ 10,000.00** | $ 10,498.48 | **$ 8,000.00** |
| 6000.80.8013.52400.00000 | Health Savings Contributions | $ 8,900.00 | **$ 14,000.00** | $ 350.00 | **$ 12,000.00** | $ 12,000.00 | **$ 12,000.00** |
| 6000.80.8013.52800.00000 | Health Insurance | $ 89,005.36 | **$ 125,000.00** | $ 94,410.03 | **$ 108,000.00** | $ 56,905.74 | **$ 165,726.00** |
| 6000.80.8013.52801.00000 | Insurance Buyout | | | | **$ 3,250.00** | $ 3,500.00 | **$ 7,000.00** |
| 6000.80.8013.52850.00000 | Dental Insurance | $ 2,065.05 | **$ 4,000.00** | $ 1,988.62 | **$ 4,000.00** | $ 1,210.37 | **$ 3,000.00** |
| | | | | | | | |
| 6000.80.8015.53101.00000 | Professional Affiliations | | | | | | |
| 6000.80.8015.53200.00000 | Prof. Ed. Services | $ 4,802.74 | | | | | |
| 6000.80.8015.53900.00000 | Road repairs/Rentals | | | | | | |
| 6000.80.8015.54302.00000 | Vehicle Maint. & Repair | $ 12,217.62 | **$ 5,000.00** | $ 1,396.58 | **$ 5,000.00** | $ 2,172.86 | **$ 5,000.00** |
| 6000.80.8015.54303.00000 | Bldg Repairs | $ 217.90 | | | | | |

| Account | Description | 19/20 Actual | 20/21 Budget Zero'd Out | 20/21 Actual | 21/22 Budget | 21/22 YTD as of 1/20/22 | 22/23 Budget Proposal |
|---|---|---|---|---|---|---|---|
| 6000.80.8015.55800.00000 | Travel Reimb. | $ 900.00 | **$ 900.00** | $ 900.00 | **$ 900.00** | $ 525.00 | **$ 1,000.00** |
| 6000.80.8015.56300.00000 | Meals | $ 24.00 | **$ 100.00** | $ - | **$ 100.00** | $ - | **$ 100.00** |
| 6000.80.8015.56901.00000 | Hand Tools | $ 107.30 | | | | | |
| 6000.80.8015.57010.00000 | Property Taxes | $ 19,237.42 | **$ 26,000.00** | $ - | **$ 10,000.00** | $ - | **$ -** |
| 6000.80.8015.58100.00000 | Diversion Permits | $ 22,708.99 | **$ 30,000.00** | $ 21,050.10 | **$ 35,000.00** | $ 15,000.00 | **$ 30,000.00** |
| | | | | | | | |
| | | $ 2,699,612.07 | **$ 2,901,500.00** | $ 2,696,474.86 | **$ 2,828,000.00** | $ 1,506,731.79 | **$ 3,355,000.00** |
| | | | | | | | |
| | Budget | $ 2,789,135.00 | | $ 2,901,500.00 | | | |
| | Actual | $ 2,699,612.07 | | $ 2,696,474.86 | | | |
| | Difference | $ 89,522.93 | | $ 205,025.14 | | | |
| | | | | | | | |
| **Revenues** | | | | | | | |
| 6000.00.0000.46101.00000 | Water Interest Earned STIF | $ 50,851.91 | | $ 3,384.08 | **$ 1,000.00** | $ 1,576.01 | **$ 1,000.00** |
| 6000.80.8009.41109.00000 | Water Penalties/Liens | $ 32,405.42 | **$ 10,000.00** | $ 39,215.43 | $ - | $ 23,048.65 | |
| 6000.80.8009.44010.00000 | Water Opr Rev / Pen & Liens | $ 2,685,713.61 | **$ 2,750,000.00** | $ 2,831,709.14 | **$ 2,723,000.00** | $ 1,401,751.66 | $ 3,000,000.00 |
| 6000.80.8009.44011.00000 | Misc water Hydrants/Sprinkler | $ 90,131.50 | **$ 90,000.00** | $ 13,573.32 | **$ 90,000.00** | $ 89,917.13 | **$ 90,000.00** |
| 6000.80.8009.46101.00000 | Interest Earned | $ 5,466.03 | **$ 25,000.00** | $ 2,318.74 | | $ 339.60 | |
| 6000.80.8009.47203.00000 | Antenna Lease | $ 16,252.62 | **$ 16,000.00** | $ 16,740.13 | **$ 14,000.00** | $ 7,110.55 | **$ 14,000.00** |
| 6000.80.8009.48990.00000 | Misc Revenue | | **$ 10,500.00** | $ 11,511.05 | | $ 4,841.38 | |
| ?? | Other Finance Source(Fund Bal) | | | | | | **$ 250,000.00** |
| | | | | | | | |
| | | $ 2,880,821.09 | **$ 2,901,500.00** | $ 2,918,451.89 | **$ 2,828,000.00** | $ 1,528,584.98 | **$ 3,355,000.00** |
| | | | | | | | |
| | Expenses vs Revenues Difference | | | | | | |
| | | | | | | | |
| | Budget | $ 2,789,135.00 | | $ 2,901,500.00 | | | |
| | Actual | $ 2,880,821.09 | | $ 2,918,451.89 | | | |
| | Difference | $ (91,686.09) | | $ (16,951.89) | | | |
| | | | | | | | |
| | Expense Actual | $ 2,699,612.07 | | $ 2,696,474.86 | | | |
| | Revenue Actual | $ 2,880,821.09 | | $ 2,918,451.89 | | | |
| | Difference of Actual | $ 181,209.02 | | $ 221,977.03 | | | |
| | | Gain | | Gain | | | |
| | | | | | | | |

Sewer

| Account | Description | 19/20 Actual | 20/21 Budget Zero'd Out | 20/21 Actual | 21/22 Budget In Tyler | 21/22 YTD as of 1/20/22 | 22/23 Budget Proposal |
|---|---|---|---|---|---|---|---|
| | | | | | | | |
| 3601.00.0000.54305.00000 | WWTP Aeration Tank Repair | | | | | | |
| | | | | | | | |
| 3601.49.4901.56904.00000 | Capital Projects | $ 76,290.50 | **$ 143,000.00** | $ (55,422.50) | **$ 170,000.00** | $ 15,550.00 | $ 200,000.00 |
| 3601.49.4901.57300.00000 | Camera System | $ - | **$ 35,649.00** | $ - | **$ 35,650.00** | $ 35,648.93 | **$ 35,650.00** |
| 3601.49.4901.57301.00000 | Septage Receiving System | $ 28,608.94 | | | | | |
| | | | | | | | |
| 6001.00.0000.52301.0000 | Pension Expense | $ (11,194.13) | | $ (34,676.83) | | | |
| 6001.00.0000.57900.0000 | Depreciation Expense | $ 606,855.00 | | $ 601,315.00 | | | |
| 6001.00.0000.58320.00000 | Sewer Loan Interest | $ 346,237.56 | **$ 632,000.00** | $ 334,683.52 | | | |
| | | | | | | | |
| 6001.00.0000.58305.00000 | Loan 92-26 / $ 2,970,000 | | | | **$ 103,891.00** | $ - | **$ 103,891.00** |
| 6001.00.0000.58306.00000 | Loan 92-25 / $ 711,000 | | | | **$ 28,327.00** | $ 28,327.00 | **$ 28,327.00** |
| 6001.00.0000.58307.00000 | Loan 92-23 / $6,800,000 | | | | **$ 282,472.00** | $ - | **$ 282,472.00** |
| 6001.00.0000.58308.00000 | Loan 92-20 / $ 3,836,000 | | | | **$ 202,010.00** | $ 201,836.22 | **$ 195,123.22** |
| 6001.00.0000.58309.00000 | Loan 92-06 / $ 300,000 | | | | **$ 10,900.00** | $ - | **$ 10,900.00** |
| | | | | | | | |
| | | | | | | | |
| 6001.00.0000.58321.00000 | Lease interest | $ 6,253.34 | $ - | $ 4,801.20 | | | |
| | | | | | | | |
| 6001.82.8009.53100.00000 | Audit -Sewer | | **$ 7,458.33** | $ 7,458.33 | **$ 8,000.00** | $ 4,250.00 | **$ 7,000.00** |
| | | | | | | | |
| 6001.82.8007.56260.00000 | Gasoline & Diesel | $ 3,201.07 | | | | | |
| | | | | | | | |
| 6001.82.8015.56901.00000 | Hand Tools | | | | | | |
| | | | | | | | |
| 6001.82.8201.51610.00000 | Sewer Regular | $ 529,409.15 | **$ 588,986.54** | $ 588,986.54 | **$ 590,000.00** | $ 323,058.30 | **$ 750,000.00** |
| 6001.82.8201.51620.00000 | PT Sewer | | | | | | |
| 6001.82.8201.51630.00000 | Sewer OT | $ 29,892.11 | **$ 30,997.10** | $ 30,997.10 | **$ 40,000.00** | $ 19,074.54 | **$ 70,000.00** |
| 6001.82.8201.53070.00000 | LabTesting | $ 39,154.00 | **$ 35,142.19** | $ 35,142.19 | **$ 50,000.00** | $ 20,201.50 | **$ 50,000.00** |
| 6001.82.8201.54304.00000 | WWTP Blower Repair | | | | | | |
| 6001.82.8201.56100.00000 | Chemicals Supply | $ 60,660.29 | **$ 94,853.64** | $ 94,853.64 | **$ 70,000.00** | $ 72,504.58 | **$ 125,000.00** |
| | | | | | | | |
| | | | | | | | |
| 6001.82.8201.56220.00000 | Wastewater Electricity | $ 196,505.65 | **$ 202,416.32** | $ 202,416.32 | **$ 210,000.00** | $ 89,016.63 | **$ 255,000.00** |
| 6001.82.8201.56221.00000 | Fuel / Heating/ Propane | $ 10,024.45 | **$ 13,592.45** | $ 13,592.45 | **$ 15,000.00** | $ 15,376.05 | **$ 45,000.00** |

| Account | Description | 19/20 Actual | 20/21 Budget Zero'd Out | 20/21 Actual | 21/22 Budget In Tyler | 21/22 YTD as of 1/20/22 | 22/23 Budget Proposal |
|---|---|---|---|---|---|---|---|
| 6001.82.8201.56290.00000 | Lab Supplies | $ 8,339.16 | **$ 5,479.77** | $ 5,479.77 | **$ 8,000.00** | $ 4,706.46 | **$ 10,000.00** |
| | | | | | | | |
| 6001.82.8207.54300.00000 | Repairs & Maint. - Above Ground | $ 99,140.60 | **$ 154,811.00** | $ 145,564.26 | **$ 185,800.00** | $ 275,387.31 | **$ 349,926.78** |
| 6001.82.8207.54301.00000 | Repairs & Maint. - Below Ground | | | | | | |
| 6001.82.8207.54302.00000 | Scada Maint. & Repair | $ 6,255.50 | **$ 14,669.50** | $ 14,669.50 | **$ 30,000.00** | | **$ 20,000.00** |
| 6001.82.8207.56260.00000 | Gasoline & Diesel | | **$ 4,142.38** | $ 4,142.38 | **$ 5,000.00** | $ 1,964.88 | **$ 6,000.00** |
| | | | | | | | |
| 6001.82.8209.55310.00000 | Recording Fees-Liens | $ 3,915.00 | **$ 5,541.67** | $ 2,850.00 | **$ -** | | |
| | | | | | | | |
| 6001.82.8211.51640.00000 | Cell Phone Stipend | $ 900.00 | **$ 1,000.00** | $ 900.00 | **$ 1,000.00** | $ 525.00 | **$ 1,000.00** |
| 6001.82.8211.52100.00000 | Group Insurance | $ 1,686.75 | **$ 1,755.00** | $ 1,755.00 | **$ 1,700.00** | $ 877.50 | **$ 2,000.00** |
| 6001.82.8211.53011.00000 | Professional Services | $ 24,618.50 | **$ 6,808.34** | $ 6,808.34 | **$ 17,000.00** | $ 1,300.00 | **$ 17,000.00** |
| 6001.82.8211.53020.00000 | Legal Services | $ 3,607.00 | **$ 61,566.81** | $ 62,316.81 | **$ 10,000.00** | $ 175.75 | **$ 5,000.00** |
| 6001.82.8211.53100.00000 | Town Administrive Services | $ 49,858.76 | **$ 25,000.00** | $ 25,000.00 | **$ 9,000.00** | | **$ 50,000.00** |
| 6001.82.8211.53101.00000 | Training & Conferences | $ 1,372.45 | **$ 2,847.49** | $ 2,847.49 | **$ 12,000.00** | $ 641.99 | **$ 10,000.00** |
| 6001.82.8211.53300.00000 | Architects/Engineers | $ 21,560.98 | **$ 6,329.50** | $ 6,329.50 | **$ 15,000.00** | $ 4,668.37 | **$ 10,000.00** |
| 6001.82.8211.53500.00000 | Tech Support | $ 4,645.53 | **$ 17,922.87** | $ 17,922.87 | **$ 30,000.00** | $ 11,233.81 | **$ 25,000.00** |
| 6001.82.8211.53510.00000 | Data Processing | $ 23,264.59 | | | | | |
| 6001.82.8211.54103.00000 | Snow Plowing/Sanding | | | | | | |
| 6001.82.8211.54305.00000 | Equiptment Repair | $ 500.00 | | | | | |
| 6001.82.8211.54410.00000 | Rents | $ 15,769.60 | **$ 14,974.92** | $ 14,974.92 | **$ 7,000.00** | $ 7,987.50 | **$ 2,500.00** |
| 6001.82.8211.55200.00000 | LAP Insurance | $ 32,587.66 | **$ 29,675.21** | $ 29,675.21 | **$ 35,000.00** | $ 29,566.30 | **$ 38,325.00** |
| 6001.82.8211.55201.00000 | Workers" Compensation Ins. | $ 11,043.26 | **$ 14,319.04** | $ 14,319.04 | **$ 17,000.00** | $ 15,123.58 | **$ 22,185.00** |
| 6001.82.8211.55300.00000 | Communications | $ 9,879.20 | **$ 8,515.21** | $ 8,515.21 | **$ 8,000.00** | $ 4,276.49 | **$ 9,000.00** |
| 6001.82.8211.55301.00000 | Postage | $ 3,238.66 | **$ 2,820.11** | $ 2,820.11 | **$ 5,000.00** | $ 72.80 | **$ 5,000.00** |
| 6001.82.8211.55310.00000 | Recording Fees-Liens | | | | **$ 6,000.00** | $ 180.00 | **$ 4,000.00** |
| 6001.82.8211.55500.00000 | Printing & Publication | $ 1,100.70 | **$ 1,000.00** | $ 707.95 | **$ 1,000.00** | $ 78.05 | **$ 1,000.00** |
| 6001.82.8211.56010.00000 | Office Supply | $ 6,471.85 | **$ 4,975.37** | $ 4,975.37 | **$ 6,000.00** | $ 5,074.57 | **$ 9,000.00** |
| 6001.82.8211.56011.00000 | Saftety Supplies | $ 2,497.87 | **$ 2,365.07** | $ 2,365.07 | **$ 2,000.00** | $ 1,225.79 | **$ 2,500.00** |
| 6001.82.8211.56900.00000 | Custodial Supplies | $ 1,396.05 | **$ 845.06** | $ 561.37 | **$ 2,000.00** | $ 682.86 | **$ 2,000.00** |
| 6001.82.8211.56903.00000 | Contingency | $ (28,703.20) | **$ 10,000.00** | $ - | **$ 36,000.00** | $ 2,623.40 | **$ 25,000.00** |
| 6001.82.8211.57300.00000 | Small Equiptment | | | | | | |
| | | | | | | | |
| 6001.82.8213.52200.00000 | Social Secrurity | $ 39,759.19 | **$ 44,157.86** | $ 44,157.86 | **$ 46,000.00** | $ 25,692.40 | **$ 60,000.00** |

| Account | Description | 19/20 Actual | 20/21 Budget Zero'd Out | 20/21 Actual | 21/22 Budget In Tyler | 21/22 YTD as of 1/20/22 | 22/23 Budget Proposal |
|---|---|---|---|---|---|---|---|
| 6001.82.8213.52300.00000 | Retirement Contributions | $ 6,521.65 | **$ 10,000.00** | $ 3,336.60 | **$ 10,000.00** | $ 10,498.44 | **$ 8,000.00** |
| 6001.82.8213.52400.00000 | Health Savings Contributions | $ 12,433.36 | **$ 10,377.41** | $ 550.00 | **$ 14,000.00** | $ 12,666.70 | **$ 14,000.00** |
| 6001.82.8213.52401.00000 | Health Insurance Buyout | | | | **$ 3,250.00** | | |
| 6001.82.8213.52600.00000 | Unemployment Compensation | $ 5,344.77 | **$ 1,784.73** | $ 947.48 | **$ 1,000.00** | $ 693.31 | **$ 2,500.00** |
| 6001.82.8213.52800.00000 | Health Insurance | $ 137,927.70 | **$ 171,724.39** | $ 155,505.71 | **$ 178,000.00** | $ 95,547.11 | **$ 200,000.00** |
| 6001.82.8213.52850.00000 | Dental Insurance | $ 2,277.09 | **$ 3,800.00** | $ 2,550.42 | **$ 3,800.00** | $ 1,243.77 | **$ 3,000.00** |
| | | | | | | | |
| 6001.82.8215.53101.00000 | Professional Affiliations | | | | | | |
| 6001.82.8215.53200.00000 | Prof. Ed. Services | $ 292.50 | | | | | |
| 6001.82.8215.53900.00000 | Sludge Removal | $ 286,485.50 | **$ 330,556.33** | $ 330,556.33 | **$ 400,000.00** | $ 171,254.30 | **$ 425,000.00** |
| 6001.82.8215.54302.00000 | Vehicle Maint. & Repair | $ 11,254.19 | **$ 3,939.39** | $ 3,939.39 | **$ 6,000.00** | $ 2,526.27 | **$ 6,000.00** |
| 6001.82.8215.54303.00000 | Bldg Repairs | | | | | | |
| 6001.82.8215.55800.00000 | Travel Reimb. | $ 2,700.00 | **$ 2,700.00** | $ 2,700.00 | **$ 2,700.00** | $ 1,575.00 | **$ 2,700.00** |
| 6001.82.8215.56901.00000 | Hand Tools | $ 176.51 | | | | | |
| 6001.82.8215.58100.00000 | Diversion Permits | | | | | | |
| | | | | | | | |
| | | | | | | | |
| | | $ 2,732,016.86 | **$ 2,760,500.00** | $ 2,743,890.92 | **$ 2,930,500.00** | $ 1,514,913.46 | $ 3,506,000.00 |
| | | | | | | | |
| | | | | | | | |
| | Budget | $ 2,619,033.00 | | $ 2,760,500.00 | | | |
| | Actual | $ 2,732,016.86 | | $ 2,743,890.92 | | | |
| | Difference | $ (112,983.86) | | $ 16,609.08 | | | |

| Account | Description | 19/20 Actual | 20/21 Budget Zero'd Out | 20/21 Actual | 21/22 Budget In Tyler | 21/22 YTD as of 1/20/22 | 22/23 Budget Proposal |
|---|---|---|---|---|---|---|---|
| | **Revenues** | | | | | | |
| 6001.00.0000.46101.0000 | Sewer Interest Earned STIF | $ 36,823.38 | | $ 2,450.53 | | | |
| 6001.00.0000.49101.0000 | Capital Contribution | $ 37,453.66 | | | | | |
| | | | | | | | |
| 6001.82.8209.41109.00000 | Sewer Penalties/Liens | $ 20,569.60 | **$ 7,500.00** | $ 19,827.81 | **$ -** | $ 13,986.97 | |
| | | | | | | | |
| 6001.82.8209.44010.00000 | Sewer Opr Rev (Res & Com) | $ 2,015,270.98 | **$ 2,405,000.00** | $ 2,074,936.78 | **$ 1,817,500.00** | $ 855,140.76 | **$ 1,850,000.00** |
| 6001.82.8209.44011.00000 | Septage Revenue (Haulers) | $ 383,468.50 | **$ 320,000.00** | $ 353,059.65 | **$ 340,000.00** | $ 199,633.42 | **$ 400,000.00** |
| 6001.82.8209.44012.00000 | Regional(Pomfret & Woodstock) | $ 133,360.18 | | $ 251,087.67 | **$ 202,000.00** | $ 163,110.20 | **$ 325,000.00** |
| | | | | | | | |
| 6001.82.8209.44013.00000 | Industrial (Wheel/PallC/Int Pap) | | | | **$ 320,000.00** | $ 178,124.24 | **$ 350,000.00** |
| | | | | | | | |
| 6001.82.8209.44015.00000 | Pomfret Sewer Oper Contract | | | | **$ 24,000.00** | $ 12,000.00 | **$ 24,000.00** |
| | | | | | | | |
| 6001.82.8209.46101.00000 | Interest Earned | | **$ 25,000.00** | $ 66.61 | | $ 339.61 | |
| | | | | | | | |
| 6001.82.8209.48990.00000 | Misc Revenues | $ 9,506.00 | **$ 3,000.00** | $ 3,608.00 | **$ 3,000.00** | $ 15,998.69 | **$ 13,000.00** |
| | | | | | | | |
| | | | | | | $ - | |
| 6001.82.8209.49010.00000 | Other FinanceSource(Fund Bal) | | | | **$ 224,000.00** | $ - | **$ 544,000.00** |
| | | | | | | | |
| | | $ 2,636,452.30 | **$ 2,760,500.00** | $ 2,705,037.05 | **$ 2,930,500.00** | $ 1,438,333.89 | **$ 3,506,000.00** |
| | | | | | | | |
| | 18/19 Exp vs Rev Difference | | | | | | |
| | | | | | | | |
| | Budget | $ 2,619,033.00 | | $ 2,760,500.00 | | | |
| | Actual | $ 2,636,452.30 | | $ 2,705,037.05 | | | |
| | Difference | $ (17,419.30) | | $ 55,462.95 | | | |
| | | | | | | | |
| | | | | | | | |
| | Expenses Actual | $ 2,732,016.86 | | $ 2,743,890.92 | | | |
| | Revenue Actual | $ 2,636,452.30 | | $ 2,705,037.05 | | | |
| | Difference of Actual | $ (95,564.56) | | $ (38,853.87) | | | |
| | | Loss | | Loss | | | |