



Issaquah School District

9th and 7th grade Survey
Spring 2019



Report created by
Panorama Education



Summary

Topic Description	Results
Collaboration	62% 0 since last survey
Conflict Resolution	69% 0 since last survey
Creativity	70% 0 since last survey
Engagement	67% ▼1 since last survey
Flexibility	71% ▼3 since last survey
High Expectations	82% 0 since last survey
Leadership	54% ▼2 since last survey



Motivation

52%

0

since last survey

Persistence

59%

0

since last survey

Planning

56%

▼1

since last survey

Reflective

84%

0

since last survey

Self-Confidence

74%

▼1

since last survey

Supportive Relationships

76%

▲1

since last survey

2,735 responses

Collaboration

Your average

62%

2,735 responses

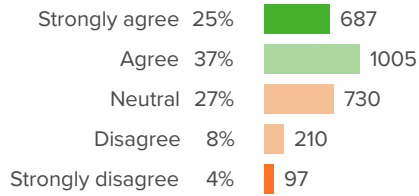
Change

0

since last survey

How did people respond?

Q.1: How likely are you to enjoy working with others on a project?



▲ 0 from last survey

Favorable: **62%**

Conflict Resolution

Your average

69%

2,735 responses

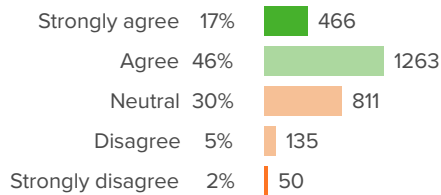
Change

0

since last survey

How did people respond?

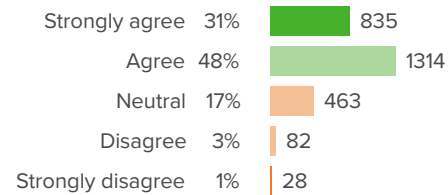
Q.1: I am confident that I can resolve a conflict between my classmates.



▼ **3** from last survey

Favorable: **63%**

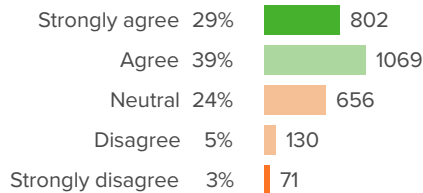
Q.2: I am confident that I can resolve a conflict between my friends.



▼ **2** from last survey

Favorable: **79%**

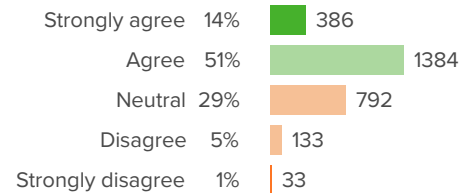
Q.3: I think it is more important to get along than to win an argument.



▲ **2** from last survey

Favorable: **69%**

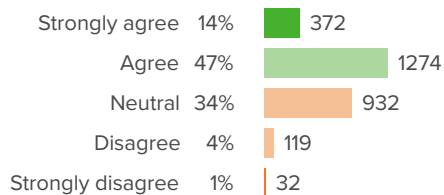
Q.4: When a conflict arises, I am usually willing to adjust my priorities to reach a resolution.



▲ **1** from last survey

Favorable: **65%**

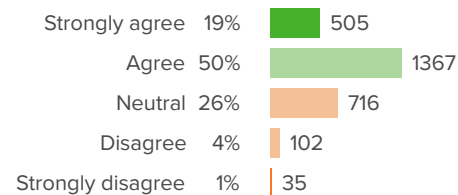
Q.5: Knowing that a disagreement is emerging in your team, how likely are you to avoid confrontation by moving the discussion toward a middle ground?



▲ **1** from last survey

Favorable: **60%**

Q.6: Knowing that a disagreement is emerging in your team, how likely are you to share your perspective with the group so that the conflict can be discussed?

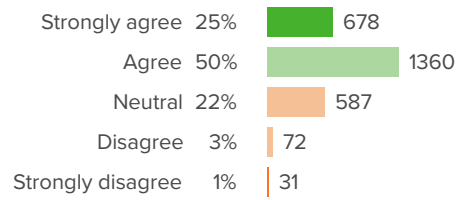


▲ **0** from last survey

Favorable: **69%**



Q.7: When I find myself in a conflict situation, I try to negotiate the best solution possible for all parties.



▲ 0 from last survey

Favorable: **75%**

Creativity

Your average

70%

2,735 responses

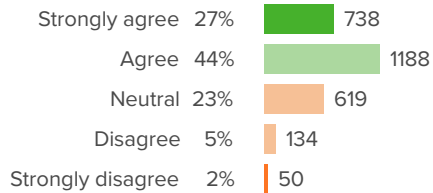
Change

0

since last survey

How did people respond?

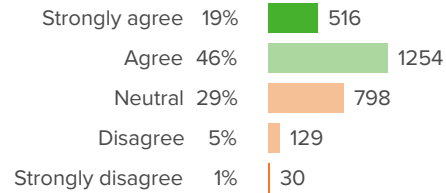
Q.1: How likely are you to consider yourself to be creative?



▲ 1 from last survey

Favorable: **71%**

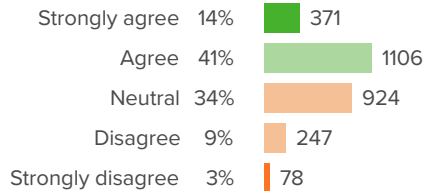
Q.2: How likely are you to solve problems creatively?



▼ 1 from last survey

Favorable: **65%**

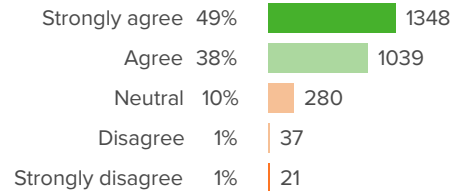
Q.3: How likely are you to be allowed by a teacher to use your creativity to complete a school project?



▼ 2 from last survey

Favorable: **54%**

Q.4: I have interests that I pursue because I like the activity.



▼ 1 from last survey

Favorable: **88%**

Engagement

Your average

67%

2,735 responses

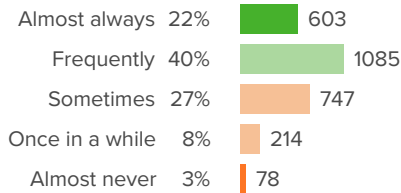
Change

▼ **1**

since last survey

How did people respond?

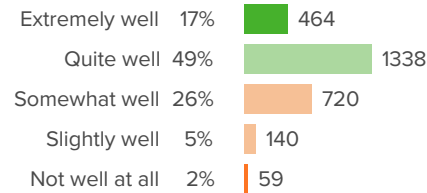
Q.1: How often do you check to make sure you understand the material you are learning in class?



▲ **0** from last survey

Favorable: **62%**

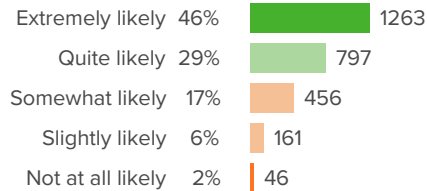
Q.2: Overall, how well do your learning strategies help you learn more effectively?



▼ **3** from last survey

Favorable: **66%**

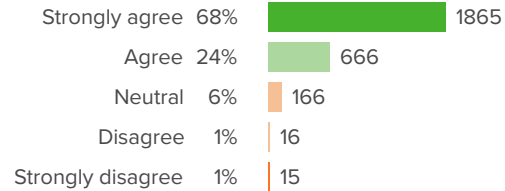
Q.3: How likely is it that you will use technology to complete your school work?



▲ **1** from last survey

Favorable: **76%**

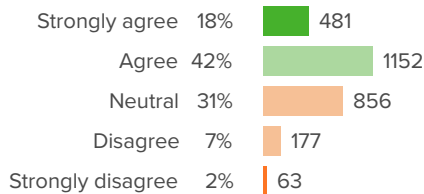
Q.4: It is important for me to do well in school.



▲ **0** from last survey

Favorable: **93%**

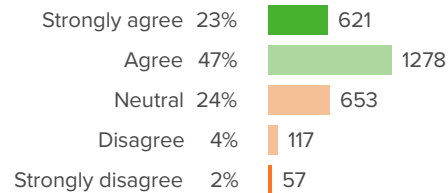
Q.5: My school work challenges me.



▲ **0** from last survey

Favorable: **60%**

Q.6: My school helps me take responsibility for my own learning.

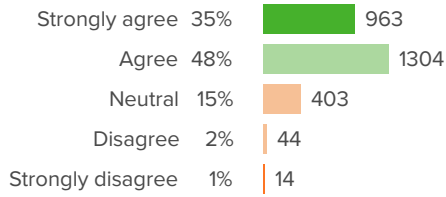


▼ **1** from last survey

Favorable: **70%**

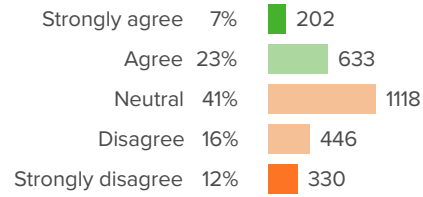


Q.7: I take responsibility for my own learning.



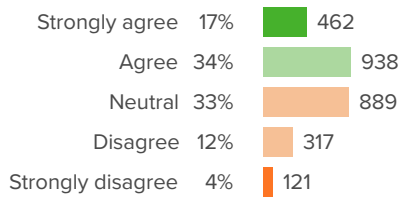
▼ **1** from last survey Favorable: **83%**

Q.8: I look forward to going to school each day.



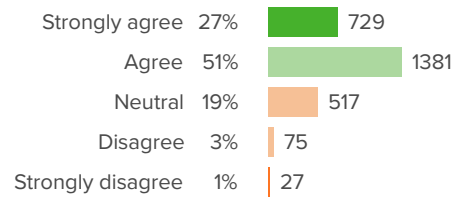
▼ **2** from last survey Favorable: **31%**

Q.9: I contribute regularly to discussions during class.



▲ **0** from last survey Favorable: **51%**

Q.10: I see myself as a learner.



▼ **1** from last survey Favorable: **77%**



Flexibility

Your average

71%

2,735 responses

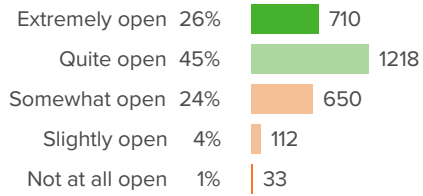
Change

▼ **3**

since last survey

How did people respond?

Q.1: Overall, how open are you to experiencing something new?



▼ **3** from last survey

Favorable: **71%**



High Expectations

Your average

82%

2,735 responses

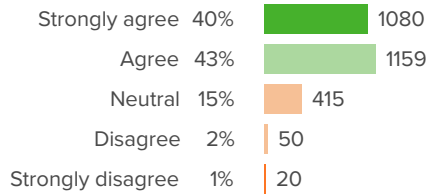
Change

0

since last survey

How did people respond?

Q.1: The teachers in this school expect me to do my best.



▲ 0 from last survey

Favorable: **82%**

Leadership

Your average

54%

2,735 responses

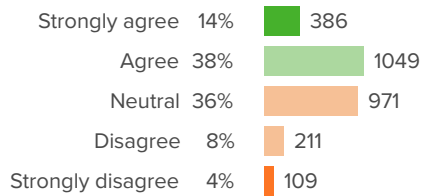
Change

▼ **2**

since last survey

How did people respond?

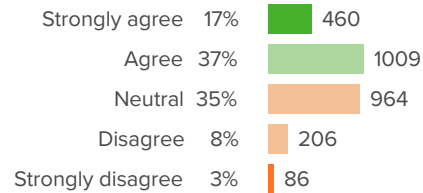
Q.1: I believe others see me as a good role model.



▼ **1** from last survey

Favorable: **53%**

Q.2: I believe that I will have an impact in my community.



▼ **3** from last survey

Favorable: **54%**



Motivation

Your average

52%

2,735 responses

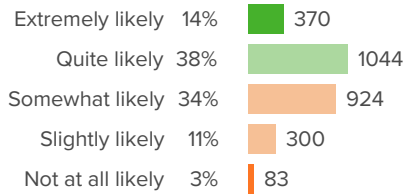
Change

0

since last survey

How did people respond?

Q.1: How likely is it that you can motivate yourself to do unpleasant tasks if they will help you accomplish your goals?



▲ 0 from last survey

Favorable: **52%**

Persistence

Your average

59%

2,735 responses

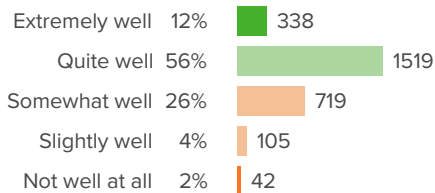
Change

0

since last survey

How did people respond?

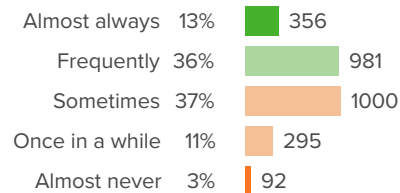
Q.1: If you have a problem while working towards an important goal, how well can you keep working?



▲ 0 from last survey

Favorable: **68%**

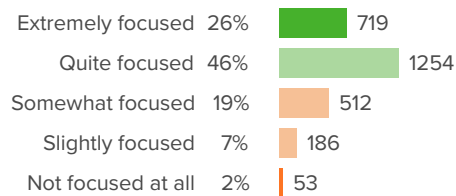
Q.2: How often do you stay focused on the same goal for several months at a time?



▲ 0 from last survey

Favorable: **49%**

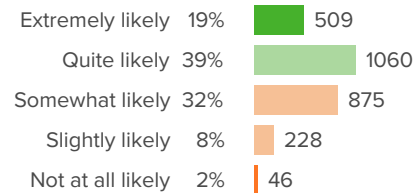
Q.3: When you are working on a project that matters a lot to you, how likely are you to stay focused when there are lots of distractions?



▼ 1 from last survey

Favorable: **72%**

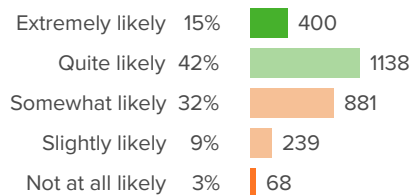
Q.4: If you fail to reach an important goal, how likely are you to try again?



▲ 0 from last survey

Favorable: **58%**

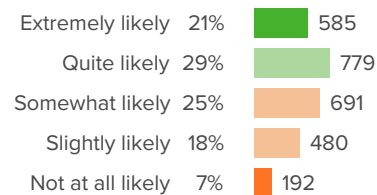
Q.5: When you get stuck while learning something new, how likely are you to try a different strategy?



▲ 1 from last survey

Favorable: **56%**

Q.6: How likely is it that you will ask your friends for academic help?



▲ 0 from last survey

Favorable: **50%**



Planning

Your average

56%

2,735 responses

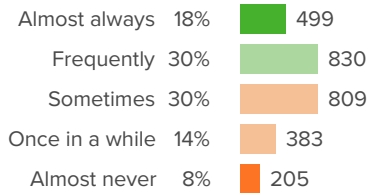
Change

▼ **1**

since last survey

How did people respond?

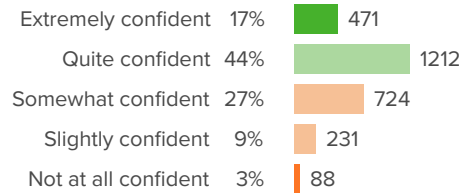
Q.1: Before you start working on your schoolwork, how often do you think about the best way to approach the work?



▼ **1** from last survey

Favorable: **49%**

Q.2: How confident are you that you can choose an effective strategy to get your schoolwork done well?



▼ **1** from last survey

Favorable: **62%**

Reflective

Your average

84%

2,735 responses

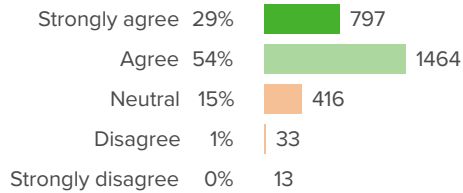
Change

0

since last survey

How did people respond?

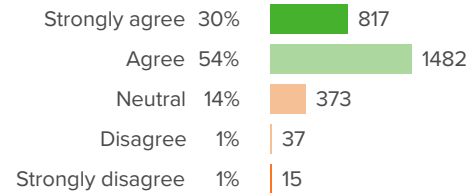
Q.1: I appreciate others who have ideas that are different than mine.



▲ **0** from last survey

Favorable: **83%**

Q.2: I am always willing to consider other people's opinion, but I make my own decisions.



▼ **1** from last survey

Favorable: **84%**

Self-Confidence

Your average

74%

2,735 responses

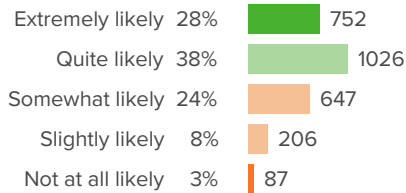
Change

▼ **1**

since last survey

How did people respond?

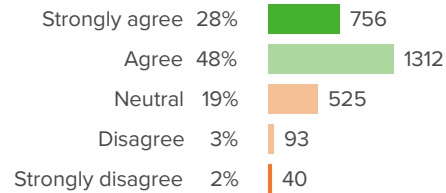
Q.1: How likely are you to advocate for yourself when you believe you are treated unfairly?



▼ **2** from last survey

Favorable: **65%**

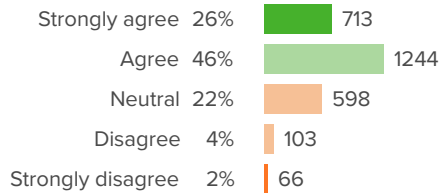
Q.2: How confident are you about your skills when working in a team on a project?



▲ **0** from last survey

Favorable: **76%**

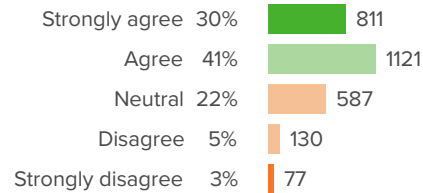
Q.3: I believe my ideas have value.



▼ **1** from last survey

Favorable: **72%**

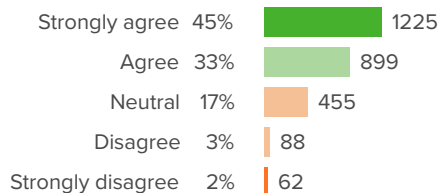
Q.4: I am optimistic about my future.



▼ **2** from last survey

Favorable: **71%**

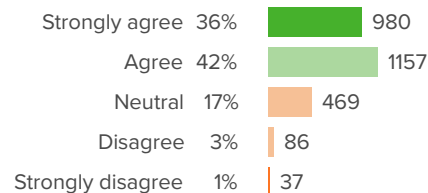
Q.5: I believe that my life has worth.



▼ **1** from last survey

Favorable: **78%**

Q.6: I can resist peer pressure.

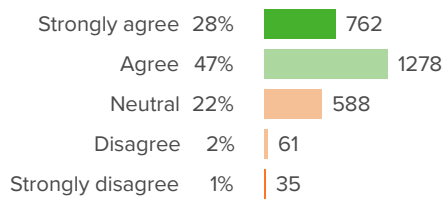


▲ **0** from last survey

Favorable: **78%**



Q.7: How likely are you to stand on your principles when conflicts arise?



▼ **1** from last survey

Favorable: **75%**

Supportive Relationships

Your average

76%

2,735 responses

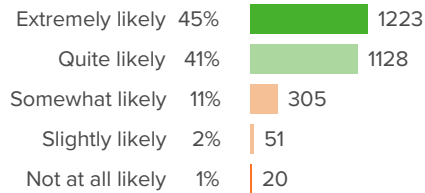
Change

▲ 1

since last survey

How did people respond?

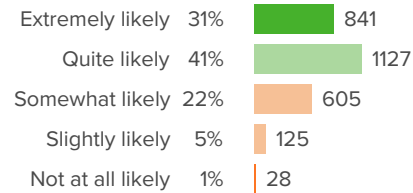
Q.1: How likely are your friends to treat peers with respect?



▲ 2 from last survey

Favorable: **86%**

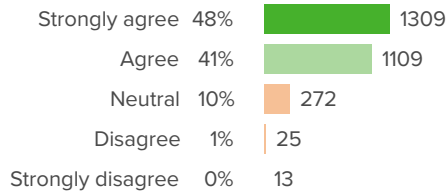
Q.2: How likely are you to advocate for others when you believe they are treated unfairly?



▲ 0 from last survey

Favorable: **72%**

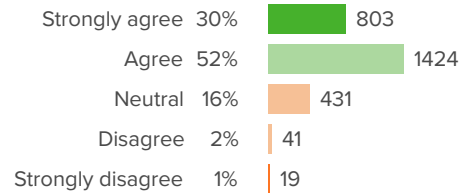
Q.3: I support my friends to be the best they can be.



▲ 0 from last survey

Favorable: **89%**

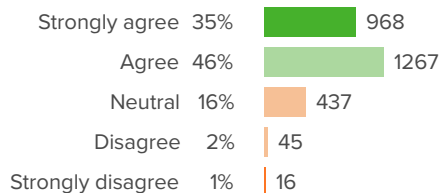
Q.4: I interact with peers with integrity.



▲ 1 from last survey

Favorable: **82%**

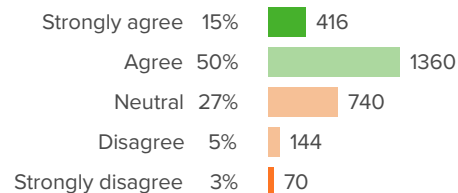
Q.5: I interact with adults with integrity.



▲ 1 from last survey

Favorable: **82%**

Q.6: I feel respected by others.

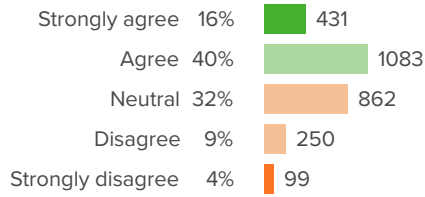


▲ 3 from last survey

Favorable: **65%**

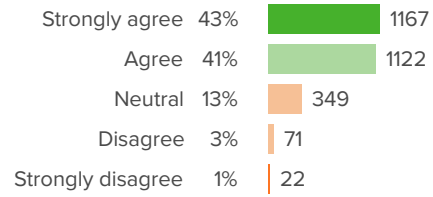


Q.7: I feel safe expressing my opinions during class.



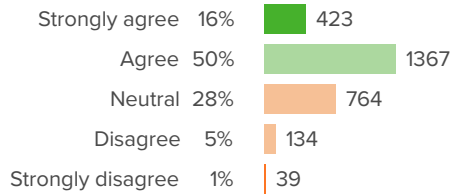
▼ **1** from last survey Favorable: **56%**

Q.8: I feel safe expressing my opinions to my friends.



▼ **1** from last survey Favorable: **84%**

Q.9: My classmates listen to what I have to say when it is my turn to speak.



▲ **1** from last survey Favorable: **66%**