



Issaquah School District

4th Grade Survey
Spring 2018



Report created by
Panorama Education



Summary

Topic Description	Results
Classroom Environment	74% 0 since last survey
Climate	83% ▼2 since last survey
Communication	86% ▼1 since last survey
Conflict Resolution	82% ▼3 since last survey
Creativity	87% 0 since last survey
Expectations and Rigor	91% ▼1 since last survey
Grit	89% ▼1 since last survey



Interest in Subject

80%

▼ 2

since last survey

Learning Strategies

92%

0

since last survey

Reflective

95%

▼ 1

since last survey

Self-Confidence

85%

0

since last survey

Sense of Belonging

74%

▼ 3

since last survey

Student Engagement

84%

▼ 2

since last survey

Supportive Relationships

85%

▲ 1

since last survey

1,444 responses

Classroom Environment

Your average

74%

1,444 responses

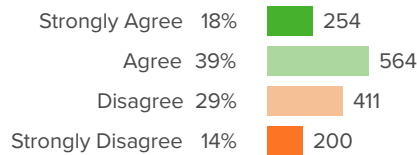
Change

0

since last survey

How did people respond?

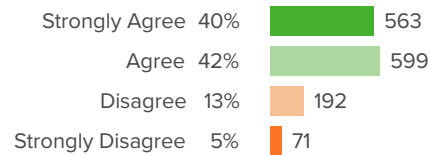
Q.1: I use technology to complete my school work.



▲ **4** from last survey

Favorable: **57%**

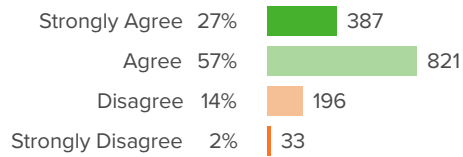
Q.2: I like working with a partner or in a group in class.



▲ **0** from last survey

Favorable: **82%**

Q.3: Students at my school feel free to express their ideas and opinions.



▼ **2** from last survey

Favorable: **84%**

Climate

Your average

83%

1,444 responses

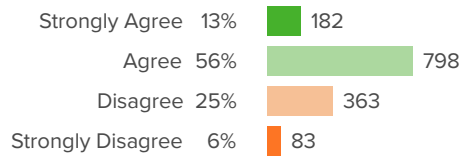
Change

▼ **2**

since last survey

How did people respond?

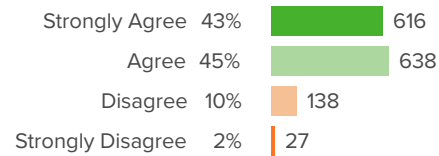
Q.1: Students at my school treat each other with respect.



▼ **4** from last survey

Favorable: **69%**

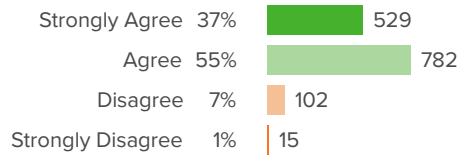
Q.2: I stick up for myself when I think I am being treated unfairly by other students.



▼ **2** from last survey

Favorable: **88%**

Q.3: I stick up for classmates when I think they are being treated unfairly by other students.



▲ **1** from last survey

Favorable: **92%**

Communication

Your average

86%

1,444 responses

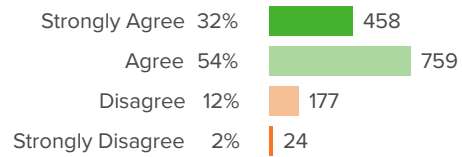
Change

▼ **1**

since last survey

How did people respond?

Q.1: I ask for help if I don't understand the lesson.



▼ **1** from last survey

Favorable: **86%**

Conflict Resolution

Your average

82%

1,444 responses

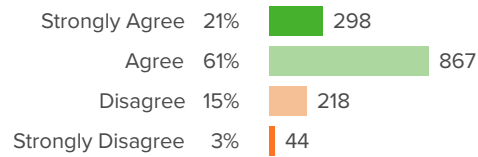
Change

▼ **3**

since last survey

How did people respond?

Q.1: I help resolve conflicts between my classmates.



▼ **3** from last survey

Favorable: **82%**

Creativity

Your average

87%

1,444 responses

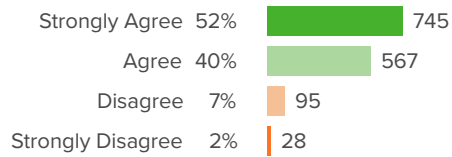
Change

0

since last survey

How did people respond?

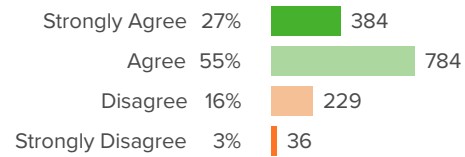
Q.1: I think I am creative.



▲ **0** from last survey

Favorable: **91%**

Q.2: I think of creative ways to solve problems.



▼ **1** from last survey

Favorable: **82%**

Expectations and Rigor

Your average

91%

1,444 responses

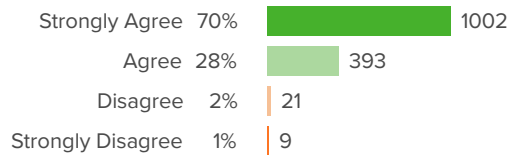
Change

▼ **1**

since last survey

How did people respond?

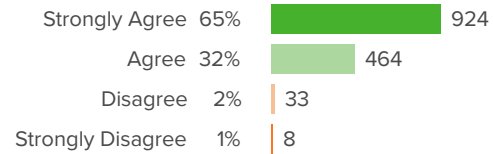
Q.1: It is important for me to do well in school.



▲ **0** from last survey

Favorable: **98%**

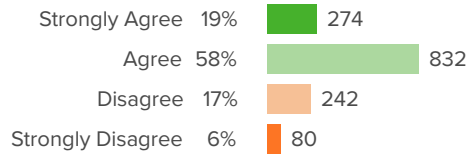
Q.2: The teachers in my school expect me to do my best.



▼ **2** from last survey

Favorable: **97%**

Q.3: I do challenging work at school.



▼ **2** from last survey

Favorable: **77%**

Grit

Your average

89%

1,444 responses

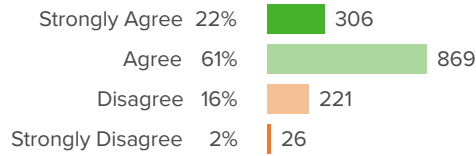
Change

▼ **1**

since last survey

How did people respond?

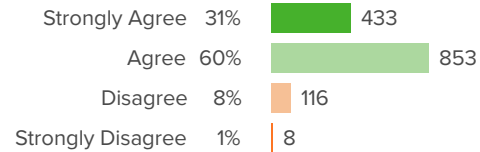
Q.1: When I get stuck on a problem, I stick with it until I solve it.



▼ **1** from last survey

Favorable: **83%**

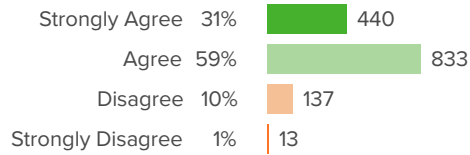
Q.2: I set goals and work towards them.



▼ **2** from last survey

Favorable: **91%**

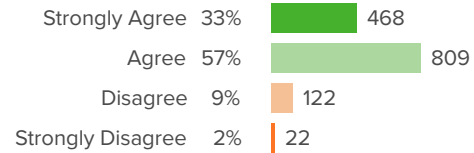
Q.3: When I don't reach my goal, I try again.



▲ **1** from last survey

Favorable: **89%**

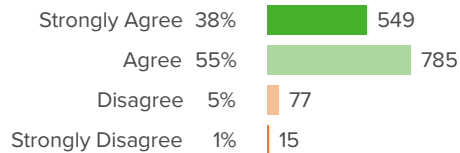
Q.4: I work hard even when I don't like the assignment.



▼ **1** from last survey

Favorable: **90%**

Q.5: I am willing to try something new.



▲ **0** from last survey

Favorable: **94%**

Interest in Subject

Your average

80%

1,444 responses

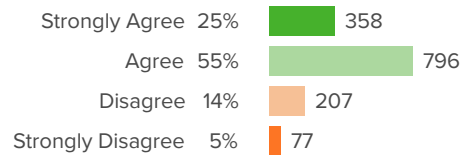
Change

▼ **2**

since last survey

How did people respond?

Q.1: I do interesting work at school.



▼ **2** from last survey

Favorable: **80%**

Learning Strategies

Your average

92%

1,444 responses

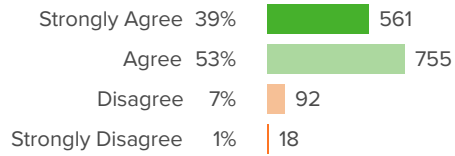
Change

0

since last survey

How did people respond?

Q.1: I use the strategies I learn in class to do my school work.



▲ 0 from last survey

Favorable: **92%**

Reflective

Your average

95%

1,444 responses

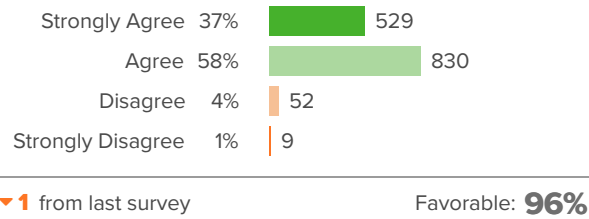
Change

▼ **1**

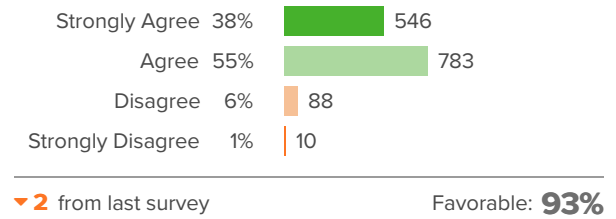
since last survey

How did people respond?

Q.1: I respect ideas that are different than mine.



Q.2: I am willing to listen to other people's opinion, but I make my own decisions.



Self-Confidence

Your average

85%

1,444 responses

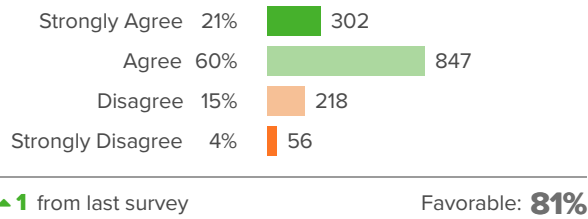
Change

0

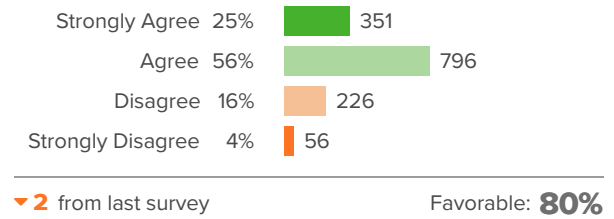
since last survey

How did people respond?

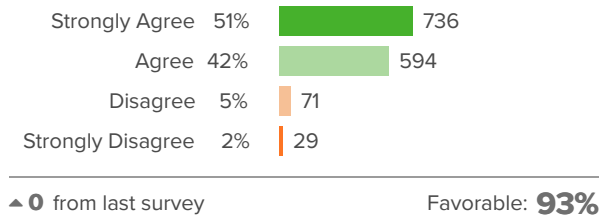
Q.1: I believe others see me as a good role model.



Q.2: I believe that I will make a difference in my community.



Q.3: I feel good about my future.



Sense of Belonging

Your average

74%

1,444 responses

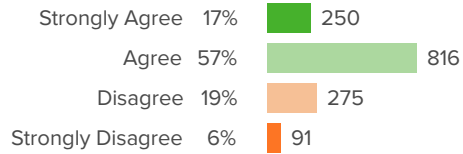
Change

▼ **3**

since last survey

How did people respond?

Q.1: I feel respected by other students.



▼ **3** from last survey

Favorable: **74%**

Student Engagement

Your average

84%

1,444 responses

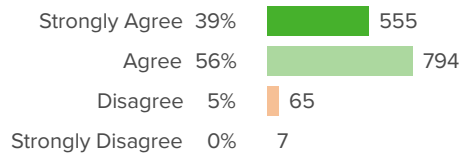
Change

▼ 2

since last survey

How did people respond?

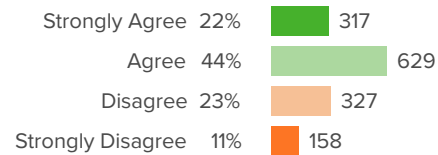
Q.1: I take responsibility for my own learning.



▼ 2 from last survey

Favorable: **95%**

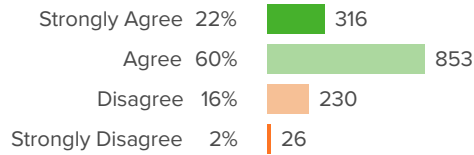
Q.2: I look forward to going to school each day.



▼ 4 from last survey

Favorable: **66%**

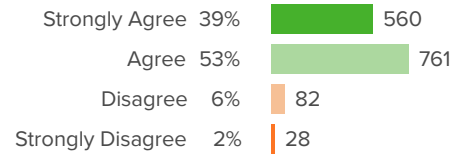
Q.3: I contribute regularly to discussions during class.



▼ 1 from last survey

Favorable: **82%**

Q.4: I see myself as a learner.



▼ 1 from last survey

Favorable: **92%**

Supportive Relationships

Your average

85%

1,444 responses

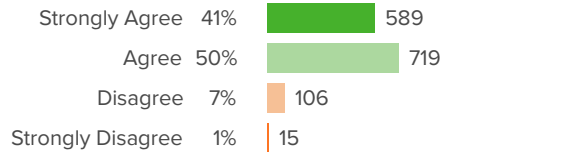
Change

▲ 1

since last survey

How did people respond?

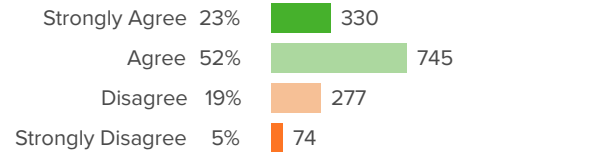
Q.1: I encourage my friends to be the best they can be.



▲ 1 from last survey

Favorable: **92%**

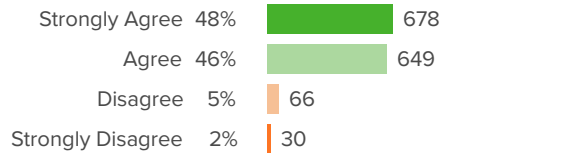
Q.2: I feel safe sharing my opinions during class.



▲ 0 from last survey

Favorable: **75%**

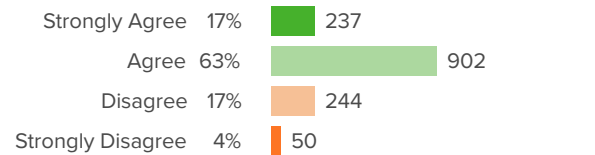
Q.3: I feel safe sharing my opinions with my friends.



▲ 2 from last survey

Favorable: **93%**

Q.4: My classmates listen to what I have to say when it is my turn to speak.



▼ 1 from last survey

Favorable: **79%**