

# The College Search Reference Guide

## Overview

Naviance Student can help make the process of finding the right college just a little easier. Using Naviance Student's search tools, you can locate the schools that most fit with your interests, passions, and criteria. Once you've narrowed down a group of colleges, multiple tools are available to understand more about that school in general and as a prospect. This document is meant to help you understand how to search for, favorite, and research colleges of interest. Naviance Student provides two features to store college information:

- **Colleges I'm Thinking About:** This is a list of schools that you have *favorited* and identified as prospective schools of interest.
- **Colleges I'm Applying To:** This is a list of schools to which you have decided to apply. This can be populated from College's I'm Thinking About or directly from searches.

## Search Tools

The first step of this process is figuring out what schools may be a good fit for you based on your interests. Naviance Student offers three (3) search tools – Advanced College Search, SuperMatch™ College Search, and College Lookup.

### Advanced College Search

Using multiple categories, answer questions to identify colleges that match your interests and then save the search.

1. Click on a **category**, i.e.; Location or Majors.
2. Answer category-related **questions** and identify your preferences for a school.
3. Click **View Matches**.  
*A list of schools that match your criteria displays.*
4. Click the **checkbox(es)** next to the school(s) depending on what action you want to take next.
5. From here, you can choose to use **Compare Me**, **Add to Colleges I'm Thinking About** (Favorite), **Send an Email** to the school, view a **Scattergram** for the school, or visit the **school's website**.
6. Scroll to the end of the list of

schools to **Save Search**.

You can learn more about Compare Me and Scattergrams later in this document.

## SuperMatch™ College Search

Use SuperMatch™ to receive a list of best-fit schools based on criteria that you deem as important in your college search.

1. **Best Fit Criteria:** Expand and Collapse best fit criteria to get matched with the schools that are the best fit for you.
2. **Pin Schools:** Use the pin feature to keep an eye on schools you are interested in.
3. **Compare:** Compare pinned schools based on the factors that you care most about.
4. **Favorite:** Add schools to the colleges you are thinking about in Naviance Student.

## College Lookup

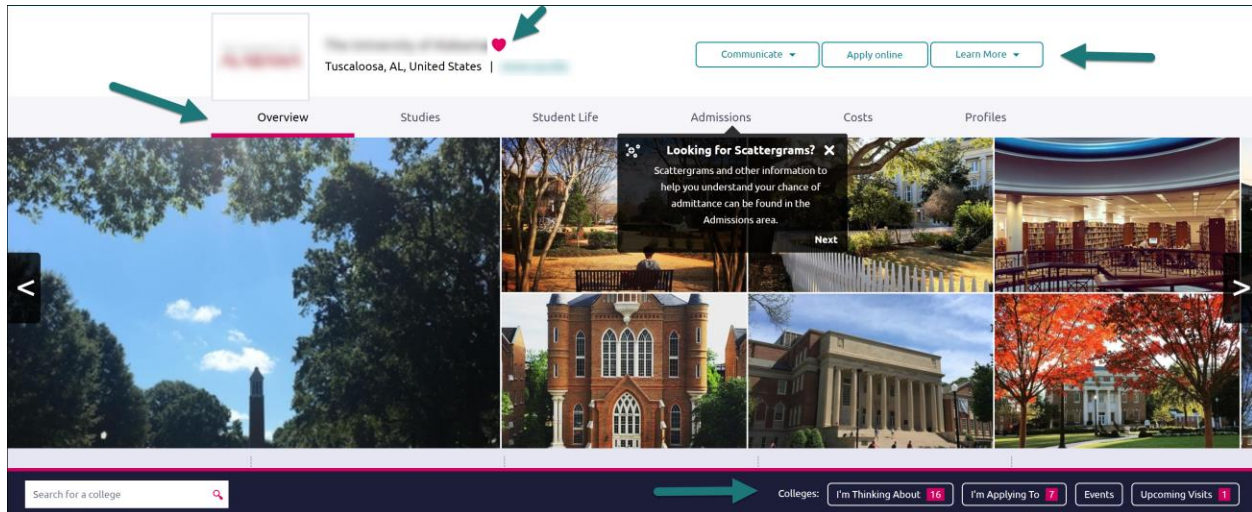
Lookup and favorite school(s) by name, country, state, or college group.

College	Location
<input type="checkbox"/> Bard College at Simon's Rock	Great Barrington, MA
<input type="checkbox"/> + Bates College	Lewiston, ME
<input checked="" type="checkbox"/> + Bennington College	Bennington, VT
<input type="checkbox"/> + Bentley University	Waltham, MA
<input checked="" type="checkbox"/> Bowdoin College	Brunswick, ME

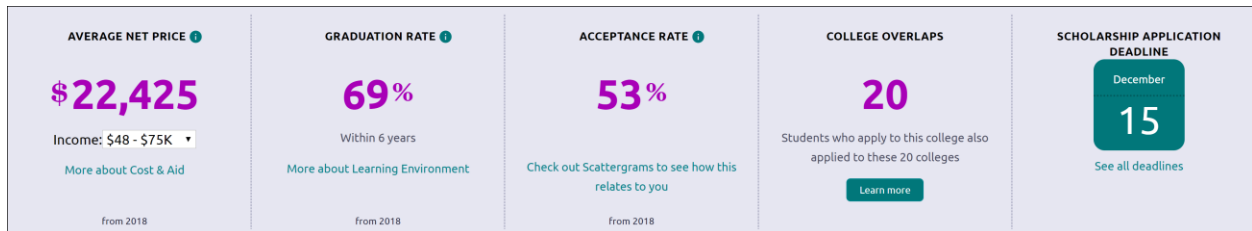
# College Profile Pages

When a search is completed, the schools that are a part of the results can be researched further by accessing the college's profile. From a search result, click the college of interest to open its college profile.

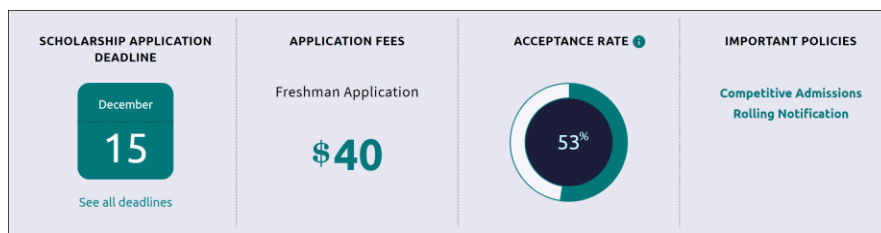
1. Click the **heart icon** to favorite the school and add it to your list of Colleges I'm Thinking About.
2. Use the **tabs** (Overview, Studies, Student Life, etc.) to learn more about these areas.
3. **Communicate, Apply Online, or Learn More** using the provided buttons on the page.
4. Located at the bottom of the page, use the buttons to **navigate** to those areas specified in Naviance Student (Colleges I'm Thinking About, Applying To, etc.).



The **Overview** tab provides general information about the school, including the information seen below.



You can find Scattergrams and other admission information on the **Admissions** tab.



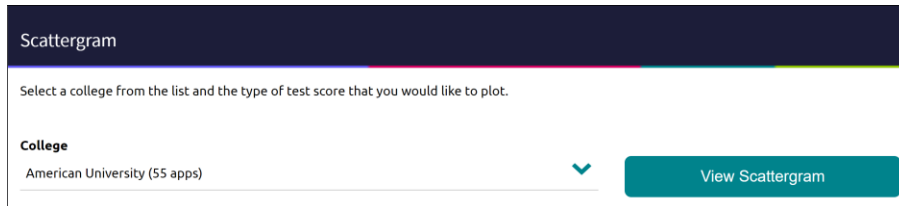
# College Research

You have found some schools you are interested in and now you are ready to learn even more. From the **Colleges Home** tab, under **Research Colleges**, you can find multiple tools for researching schools and your likelihood of admittance.

- Scattergrams
- College Match
- College Compare
- College Resources
- Acceptance History
- College Maps

## Scattergrams

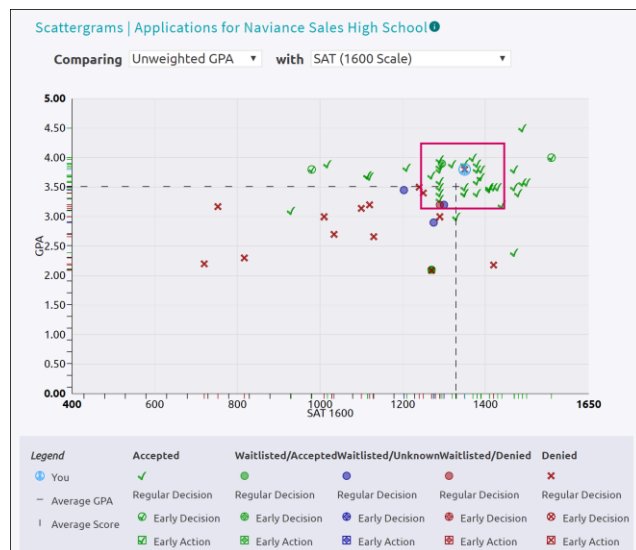
A scattergram is a graph used to help you analyze how you fit in with other students from your high school who have been accepted, waitlisted, or denied admittance to a school based on GPA and test scores.



1. Navigate to **Colleges Home**, and then locate the content card labeled **Research Colleges**.
2. Click on **Scattergrams**.
3. Select a **college** from the dropdown list. The number

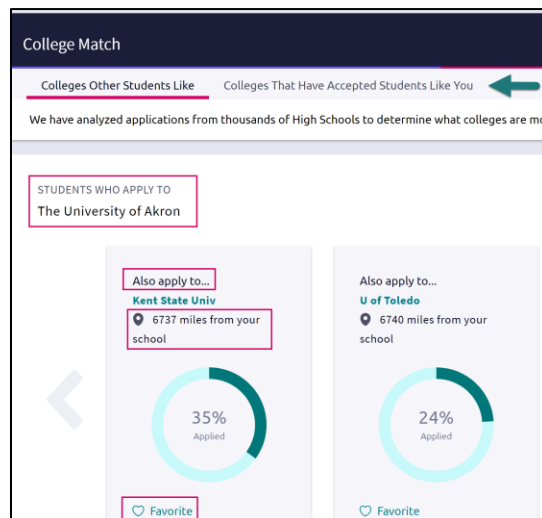
in parentheses shows how many other students from your high school, historically, have applied to this school.

4. Click **View Scattergram**.  
*The scattergram for this school displays.*
5. Change the **Comparing** and **with** drop-downs to make sure you are comparing the right information.
6. Use the **legend** to view those accepted, waitlisted and denied. Your data shows as a **light blue circle**. Hover over a data point to see connected SAT and GPA information.



## College Match

See and quickly favorite the other schools that students are applying to when they have also applied to a school from your favorites list. Additionally, check out other colleges that have accepted students stats like your own.



with

## College Compare

Add schools to compare the average GPA and test scores of students from your high school that have been accepted to that college over a span of time.

1. Click **Add Colleges to Compare**.
2. Use the **College Lookup** to find schools.
3. Click the **checkbox** (es) next to the schools to which you'd like to see a comparison.
4. Click **Save Selection** from the upper-right corner.
5. Click **Finished Searching**.

*The schools are added to your Compare list. A green check means your numbers are higher and a red x means they are lower than average for those who have been admitted to this school.*

College	GPA	Single SAT 1600	Single SAT 2400	Combined SAT 1600	Combined SAT 2400	PSAT to SAT 1600	ACT	IB	Acceptance
	3.5	1400	0	1400	0	1100	0	0	-
American Univ	3.48	1267	1879	1142	1882	1267	26	20	281/526

## College Resources

List of external web resources that may be valuable to your college search process. Sections include Colleges & Careers, Financial Aid, Test Preparation, College Athletics, and Military.

## Acceptance History

An alphabetical list of colleges where someone from your school has been accepted and/or enrolled over a time span.

## College Maps

View an interactive map of schools based on a list of different pre-defined criteria. For example, you can see a map of the colleges from your Colleges I'm Thinking About list. Some other map categories include Top 20 most popular colleges where our students applied, colleges where our students are attending, 5-year combined BA/MBA, and more.

**Colorado State University**  
Fort Collins, CO  
attending  
Distance from school: 1455 miles  
[Learn more](#)

Colleges I'm thinking about

- American University
- Barnard College
- California Polytechnic State University, San Luis Obispo
- University of California, Los Angeles
- Colorado State University**
- Duke University
- Holy Trinity Orthodox Seminary
- James Madison University