



BEAVERTON

SCHOOL DISTRICT

WELCOME...to a special meeting of the
Beaverton School District.

The High School Boundary Advisory Committee
welcomes written comments and questions.
When finished please place your sheet in the
labeled basket on the table near the entrance.
Your comments will be shared with the
committee and posted publically on our
webpage.

Thank you.

Date: 2/16

Name: Ann Kristine Smith

Address: _____

City

State

Zip

Phone: _____

School attendance area: _____

Question /Comment: Please allow students who start
at a high school be allowed to
finish at that high school. By making
the sophomore class transition twice
is not good for them, as studies
have shown, as this is a vulnerable
time in students' lives.

Please reconsider your transition
recommendation, and include sophomores.

I'm dishearted by this process not
taking into account individual
students needs.

February 16, 2016

Dear Beaverton School District Boundary Adjustment Committee:

Thank you for the hours and energy you have given to the boundary adjustment process.

I am relieved that your current draft proposal takes into consideration the value of high school continuity for students who are juniors and seniors during the transition year, and that you recommend that those students be allowed to finish their high school education in the same school in which they started. I respectfully request that *all* students be afforded this same consideration. This would require that you extend your transition proposal to the class of 2020, the students who will be sophomores during 2017/2018.

No matter how you adjust the boundary lines, I feel strongly that *all* high school students should have the opportunity to start and finish at the same high school.

In 2012, the National Institutes of Health conducted a robust study that looked at the impacts of student mobility and related disruptions to high school continuity (<http://www.ncbi.nlm.nih.gov/pmc/articles/PMC4279956/>). The study looked specifically at correlations between student mobility and drop-out rates. The results are comprehensive and complex, but not surprisingly, one of the findings is that drop-out rates increase for students who experience mobility during high school, even when the data are equalized for other elements of instability often found in students who are impacted by higher levels of mobility (for example, poverty). One of the primary conclusions of the study is that disrupted high school continuity results in negative impacts on student engagement, and lower student engagement increases a student's risk of dropping out.

I've provided a link to the study in my written testimony, but even without the study, I think few would argue about the importance of student engagement. Here is the reality: Student engagement is much about mascots and school colors. Fight songs and cherished traditions. Relationships and preparing for the future. Leadership opportunities and letters of recommendation. Being a part of a team and cheering for your team. In a word, high school engagement is built through *community*. All Beaverton School District high school students should have the opportunity to join a high school community and call it their own for the full four years.

According to Board Policy JC, School Attendance Areas, "At schools impacted by redrawn attendance boundaries, where and when possible, the superintendent may allow students to remain at their current school for one or more years to complete the highest

grade level or levels offered.” I would ask that you acknowledge that it is *possible* to devise a solution that allows all of our high school students the opportunity to complete their high school education in the school in which they start. It may be challenging. It may be complicated. There will likely be added short-term expense. But, it is possible, and it is important.

I request that your proposed transition plan recommends that all Beaverton School District high school students have the opportunity to start and end their high school experience at the same school, if they so desire.

Sincerely,

Dawn Prochovnic

Parent of two BSD Students

(who are not currently slated to change schools via the boundary adjustment)

February 16, 2016

Nathan and Nicole Green
8538 SW Charlotte Drive
Beaverton, OR 97007

Superintendent Jeff Rose and the Beaverton School District High School Boundary Advisory Committee:

As the boundary decision is coming to a close and it appears there are areas that are highly likely to be in the new high school boundary, I am asking the District to please appoint two representatives from the new high school to the Boundary Advisory Committee to ensure our community's representation in these final months of deliberation. "Transition decisions" currently being made are going to dramatically impact the new high school and the experience it provides.

For example, we are strongly opposed to the Committee's consideration to grandfather in juniors to their existing schools. This will put the new school at a serious disadvantage.

Students entering the doors of the new high school in fall 2017 should expect to have equal access to ALL of the offerings—academic and extracurricular—of the other high schools in the District. Freshmen and sophomores need to be focused on building their resumes for college applications with a well-rounded education. This doesn't begin junior year. In order to provide this depth, it is necessary that juniors be required to attend the new school.

The decision to exclude juniors from the new school raises a number of issues, including the following: (Note: These issues largely stem from "Section IV. Transition Issues: Committee Recommendations" of the February 4 Meeting Notes.)

My daughter, who will be a sophomore likely at the new school in fall 2017, is on an advanced academic track and expects to take two AP courses her sophomore year. Will she have access to these classes at the new high school from the start? And if so, will there be enough students in these classes to maintain them? The school will need to have a complete AP/IB program and upper-level classes from the beginning. It is also important to keep in mind the curriculum needs of juniors and seniors who live in the new school boundary and choose to attend the new school.

Will the new high school offer all of the elective courses as the rest of the high schools in the District?

My daughter is a competitive cheerleader and would like to cheer at the high school level. Will there be varsity sports teams to cheer for with no juniors? And what about band, school musicals, etc.?

By not having juniors at the new high school, the school—anticipated to be the largest in the District—will be a ghost town in the hallways, at activities and events, at dances, etc. These are the experiences that make up the total high school experience. And how will being significantly under-capacity affect funding for the school?

Many of the students slated to attend the new school, including my daughter, want to go to the new school and are excited about the opportunities it presents. Please ensure those opportunities are there and that they don't miss out on important high school rites of passage and academic and extracurricular resources to help them get into and prepare for any distinguished university in the country.

On another issue, we also want to voice our concern over the proposed early adopter program. Again, the freshmen class of 2016 who will be attending the new high school as sophomores in 2017, will be negatively impacted by this because: they will be surrounded by peers who they will not continue their high school experience with; they will suffer with overcrowded classrooms; and they will be made to feel like "they don't belong" at their temporary schools. The early adopter program should not be allowed at Beaverton High School and Southridge High School.

We appreciate your consideration of this feedback and respect the hard work and effort involved with this difficult process.

Nathan and Nicole Green

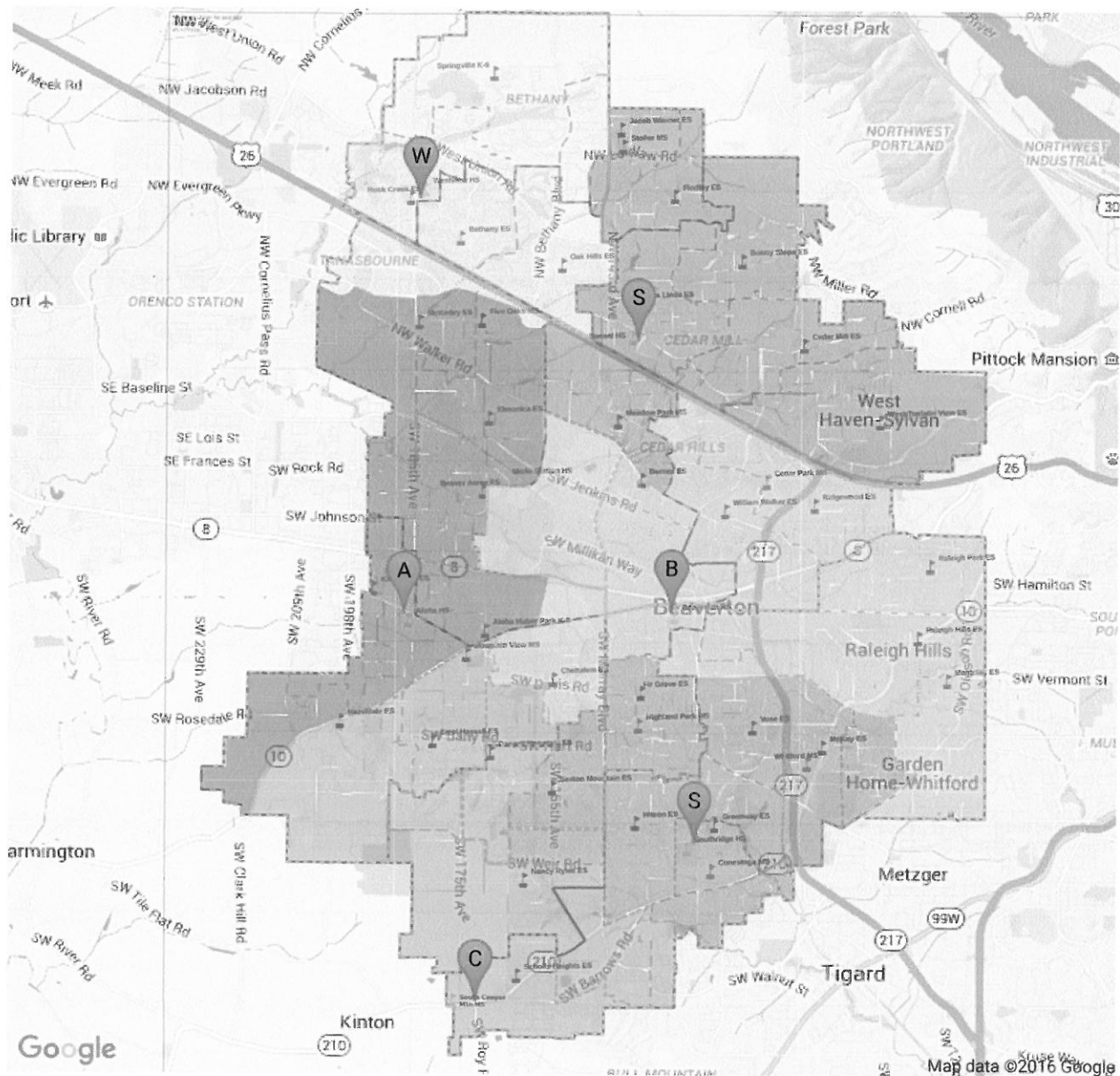
nicole@nygcommunications.com

nathan@nygcommunications.com

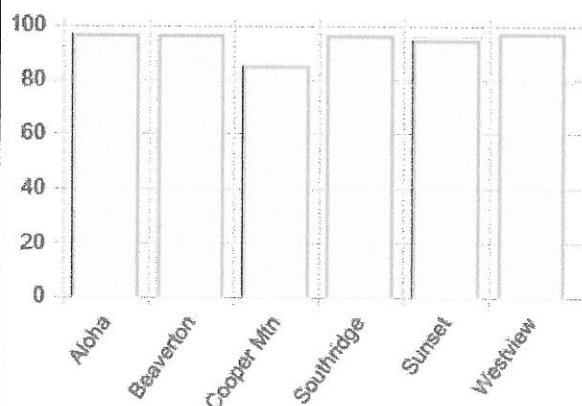
(503) 336-4291

Improve safety

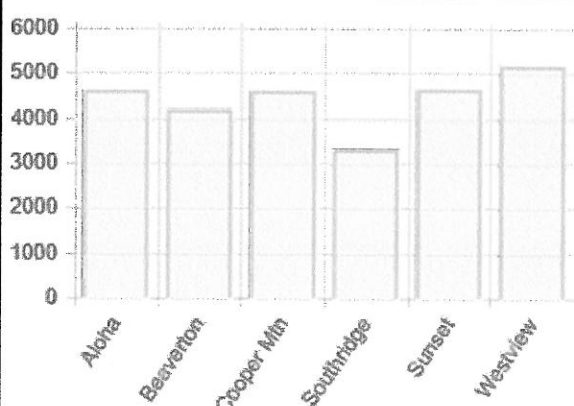
Less Gerrymandering



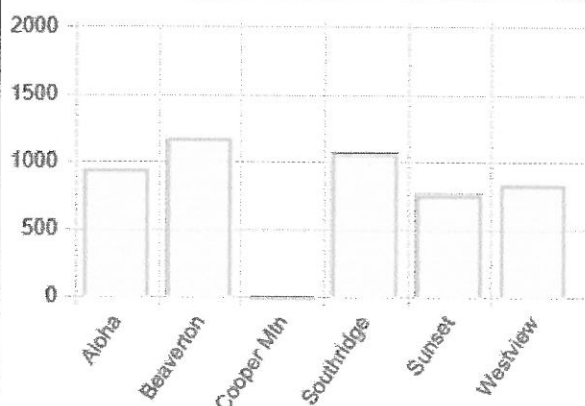
School	Students	Capacity	Proximity (miles)	Accident Rate	Transitions	FRL
Aloha	2106	96.78%	4621.74	7925.44	944	61.92%
Beaverton	2051	96.65%	4190.55	10328.86	1174	55.75%
Cooper Mtn	1857	85.34%	4610.52	11645.10	0	25.21%
Southridge	1786	96.54%	3308.69	5860.81	1063	48.68%
Sunset	2090	94.87%	4653.17	6740.36	756	17.68%
Westview	2353	97.19%	5179.34	5995.23	835	19.51%
District Total	12243	94.56%	26564.03	48495.80	4772	37.68%

Percent Capacity

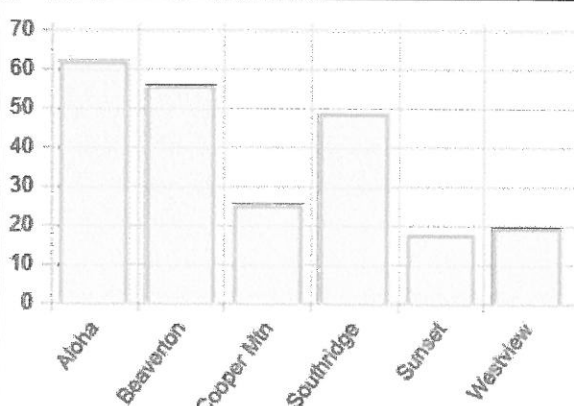
The population data was extracted from the 'High School Boundary Springboard Proposal', where the numbers were listed per grid code. These values should match the BSD published boundary maps with little error.

Proximity (miles)

Proximity is determined through the Google Maps service, calculating driving distance from each grid code centroid to the proposed high school.

Transitions

Transitions are the number of students changing high schools. The number is assigned to the high school they are leaving, indicating impact to that school's existing student body.

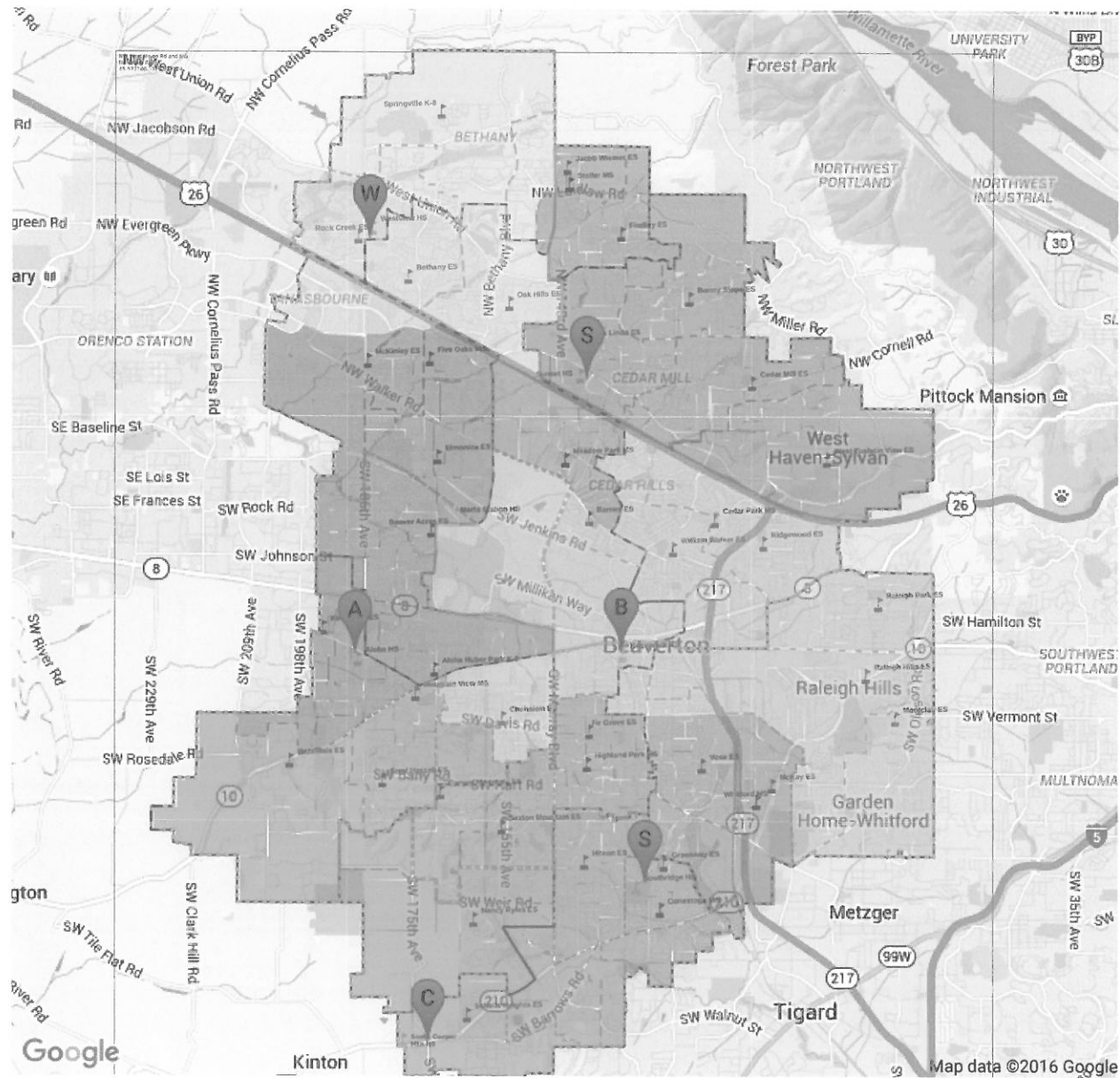
Percent Free and Reduced Lunch

FRL data is based on 2015 Elementary School data. It has been fit to be within 2% of the committee maps. Assume it to be within 5% for custom maps.

This is a community generated map and is not endorsed in any way by the Beaverton School District.

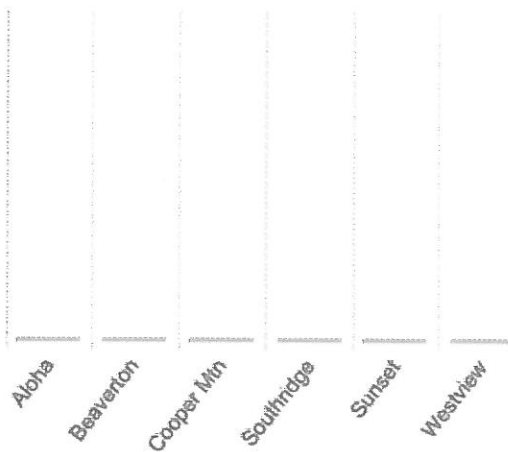
Fair distribution2

Balancing equity, reduce transitions, safety, keeping elementary schools together as much as possible



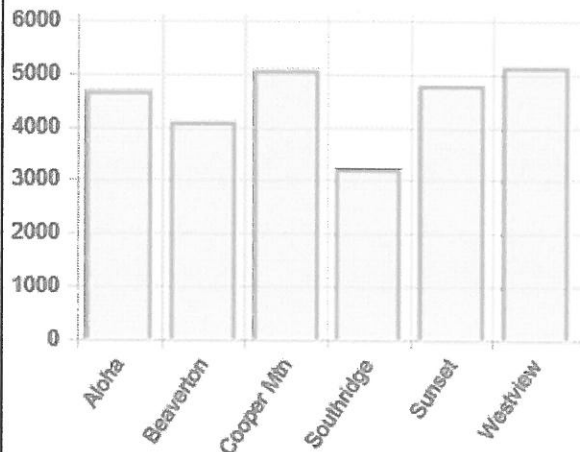
School	Capacity	Proximity (miles)	Transitions	FRL
Aloha	98.44%	4672.35	908	63.09%
Beaverton	91.47%	4090.08	1156	54.30%
Cooper Mtn	90.58%	5068.68	0	25.92%
Southridge	95.73%	3211.38	1100	49.08%
Sunset	97.46%	4790.32	756	19.07%
Westview	96.78%	5138.05	845	19.28%
District Total	NaN%	26970.86	4765	37.73%

Percent Capacity



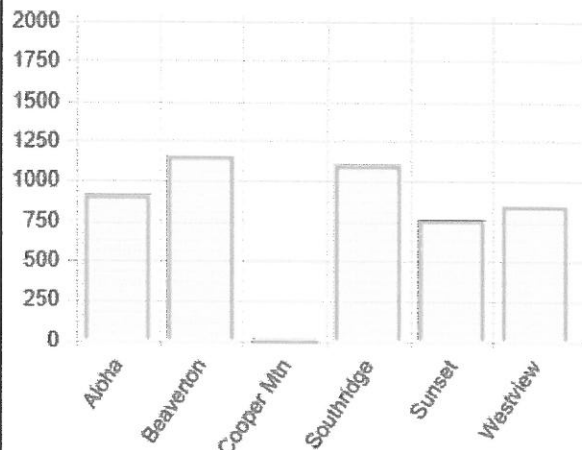
The population data was extracted from the 'High School Boundary Springboard Proposal', where the numbers were listed per grid code. These values should match the BSD published boundary maps with little error.

Proximity (miles)



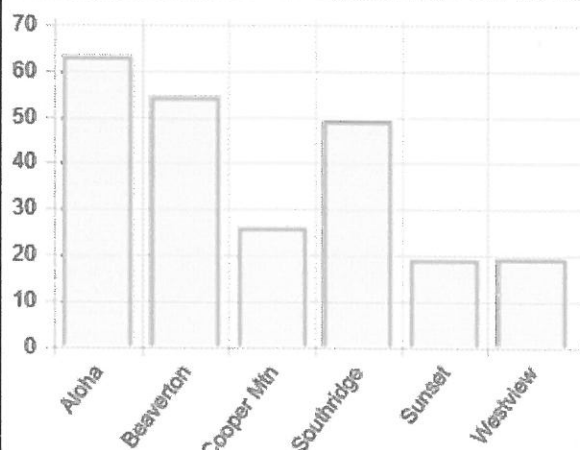
Proximity is determined through the Google Maps service, calculating driving distance from each grid code centroid to the proposed high school.

Transitions



Transitions are the number of students changing high schools. The number is assigned to the high school they are leaving, indicating impact to that school's existing student body.

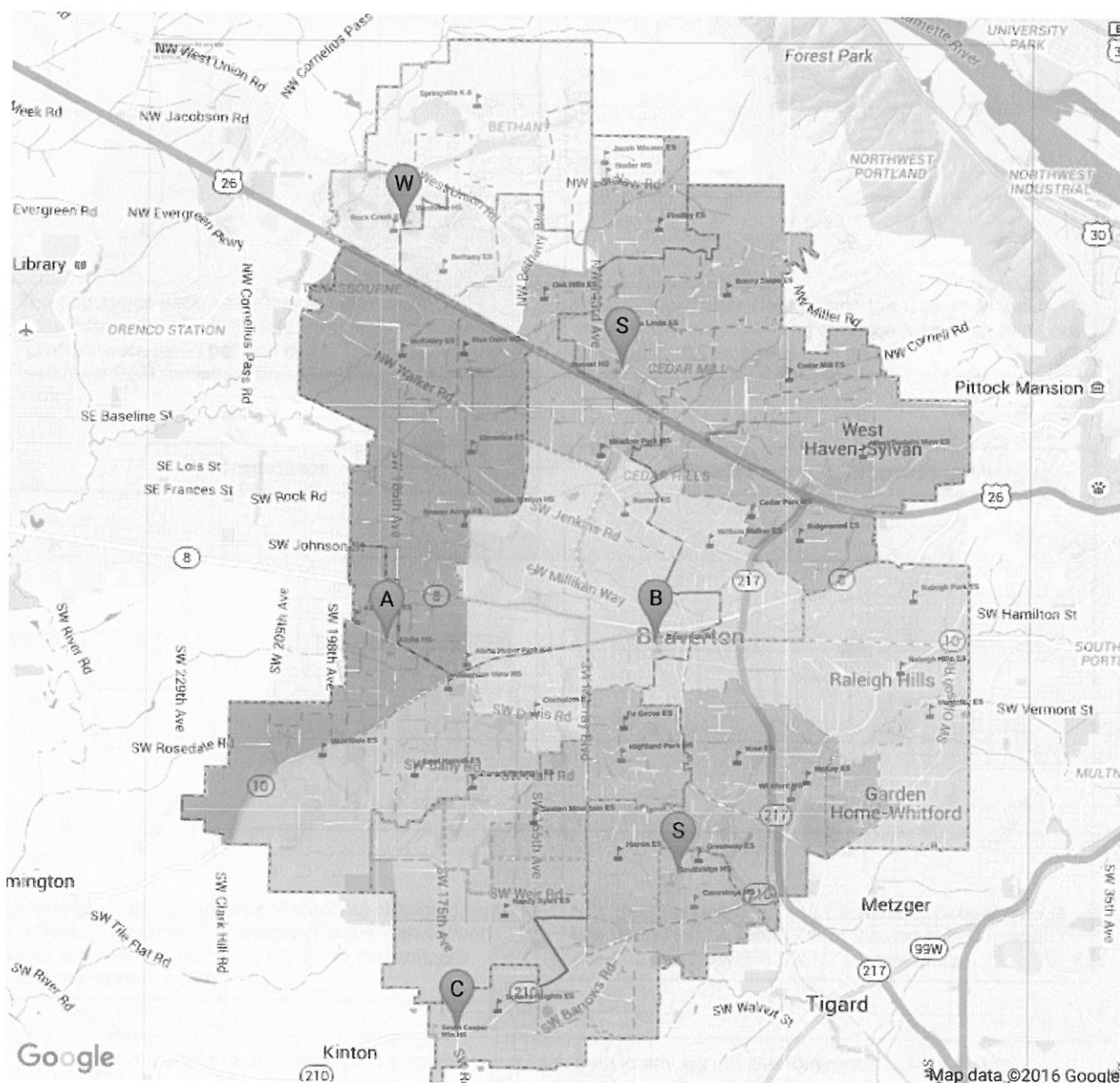
Percent Free and Reduced Lunch



This data was extracted visually from the 'K-12 Students by Eligibility for Free & Reduced Lunch (SY 2014-15)' map published by the Beaverton School District on October 28, 2015. While this data has been fit to approximate the BSD data, these values may vary significantly from the BSD published boundary maps.

Improve safety, improve boundaries

Improved safety, less gerrymandering, boundaries that make sense



School	Students	Capacity	Proximity (miles)	Accident Rate	Transitions	FRL
Aloha	2071	95.17%	4867.14	8839.08	1093	60.55%
Beaverton	1942	91.52%	3937.89	9717.85	1254	61.53%
Cooper Mtn	1868	85.85%	4654.45	11724.52	0	25.15%
Southridge	1855	100.27%	3512.19	6176.69	1063	49.61%
Sunset	2142	97.23%	4728.28	6769.20	806	18.46%
Westview	2365	97.69%	5598.42	5996.64	1061	16.04%
District Total	12243	94.56%	27298.37	49223.99	5277	37.68%

February 16, 2016

Dear Boundary Committee Members, School Board Members and Superintendent Rose,

I'm sorry I cannot appear in person at tonight's hearing due to a previous engagement. I wanted to put in a quick word about a change that occurred at last Thursday's meeting impacting my neighborhood (Stonegate, which has Walker Road to the South and 173rd to the west). I've been following the process closely since the Board approved the criteria last fall (the Board may recall that I came to testify in favor of the land swap with Hillsboro School District for South Cooper Mountain to retain unity and proximity, based on my work both as a Beaverton Planning Commissioner and a SCM Citizen's Advisory Committee Member). As a former BSD budget committee chair, I really appreciate that a formal process has been identified and is being followed for this boundary work.

Throughout the process, my neighborhood has bounced between its current high school, Westview (which we love and feel a tremendous loyalty toward), and a closer high school, Sunset (which is also a very close school, actually closer, and we know we could quickly grow to love it). The neighborhood is willing to embrace either solution, since both provide close proximity. Last Thursday night's meeting caught everyone off guard, because our neighborhood suddenly and unexpectedly flipped, five days before the hearing (out of a very long, thorough process), into a boundary of a high school much farther away with significant traffic to encounter on each day's journey. We would respectfully request that we be returned to a closer school, either Westview or Sunset, based on proximity.

Why do I write this letter? Besides the obvious impact on the neighborhood, this actually harkens back to a personal life experience of mine. When I was in public school in another state, my parents moved into a neighborhood specifically so that my sisters and I could walk a mile to that school and partake in everything that school had to offer, both academically and through participation in after school activities. I had to be able to walk home from girl scouts, math club, choir, etc., because my father was both working full time and pursuing his master's degrees full time and was simply unable to take me. My mother had just barely learned to drive to get to the grocery store, and picking me up after school wasn't an option. I happily walked the mile (okay, walking was a bit rough when the snow fell in feet, but I was able to do it). Then boundaries were changed, and I was bussed 45 minutes each way to a brand new school. It was an impressive facility, and I learned a fair amount academically, but every single after school activity disappeared out of my life, because I simply couldn't get home. I couldn't go to friends' houses after school for the same reason, which certainly impacted the sense of unity.

I simply do not want others to be impacted negatively by a poor proximity choice at a critical time in their young lives, as I was. The line looks like a simple enough one drawn on paper, yet the repercussions are significant. I urge you to return us to a closer school, either Westview or Sunset, for the sake of the entire school experience.

Sincerely,



Kimberly M. Overhage
16655 NW Lakeridge Ct.
Beaverton OR 97006
kimoverhage@gmail.com

BEAVERTON

SCHOOL DISTRICT

WELCOME...to a special meeting of the
Beaverton School District.

The High School Boundary Advisory Committee
welcomes written comments and questions.
When finished please place your sheet in the
labeled basket on the table near the entrance.
Your comments will be shared with the
committee and posted publicly on our
webpage.

Thank you.

Date: 2/16/16

Name: Shirley Soche

Address: Hazledale Elementary

City

State

Zip

Phone: _____

School attendance area: _____

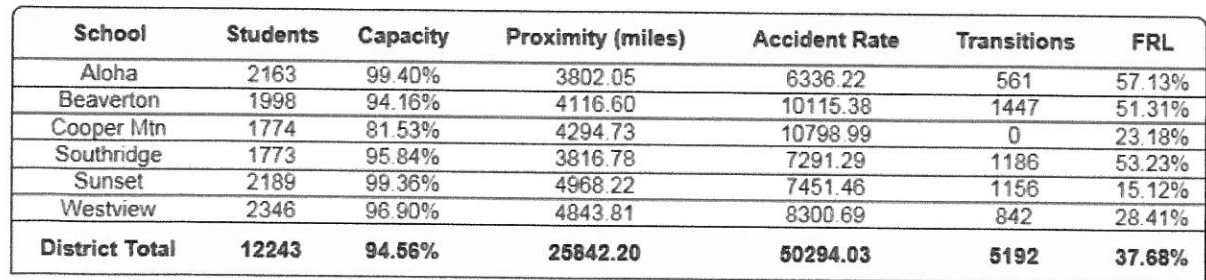
Question /Comment: _____

It seems that the biggest thing missed during this process
is establishing an appropriate community for the South Cooper
Mountain Highschool. ~~It is~~ This process has devolved into
parents in the northern and western communities frequently and
~~loudly~~ loudly rationalizing why they belong in one school
over ~~the~~ another. As a result, South Cooper Mountain is turning
into ~~the~~ the "leftovers".

~~No part of it~~

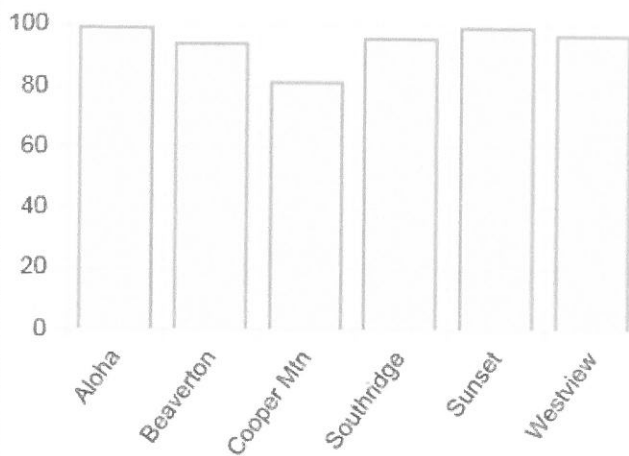
The buzzwords "safety", "natural barriers", and "travel time" keep
getting thrown around. I have yet to hear mention of the
safety of travel to South Cooper Mountain High. The new
school is being built on the south side of Cooper Mountain,
and the committee currently have ~~a~~ a significant number
of kids ~~stated~~ slated to have to travel over that
mountain to get to school. I ~~keep~~ keep hearing
about safety, and haven't heard a word about how

FRL Leveling, WestV/CooperM Room to Grow



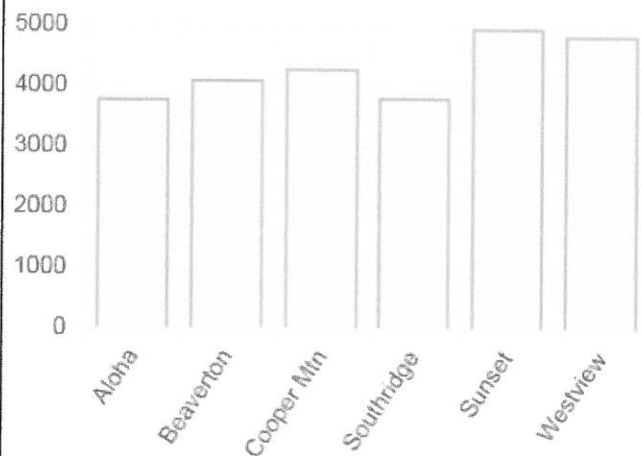
Sfilary@yahoo.com

Percent Capacity



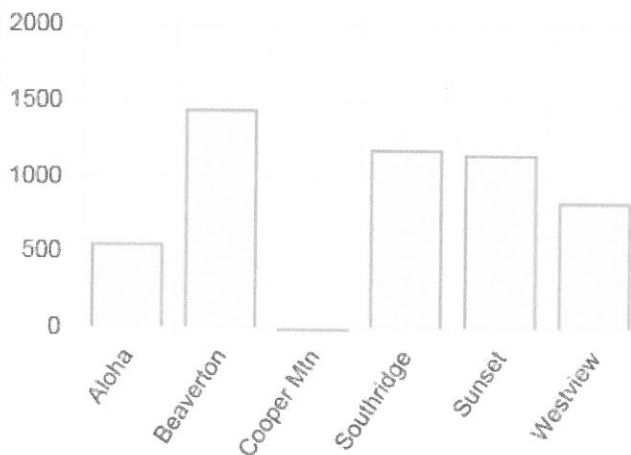
The population data was extracted from the 'High School Boundary Springboard Proposal', where the numbers were listed per grid code. These values should match the BSD published boundary maps with little error.

Proximity (miles)



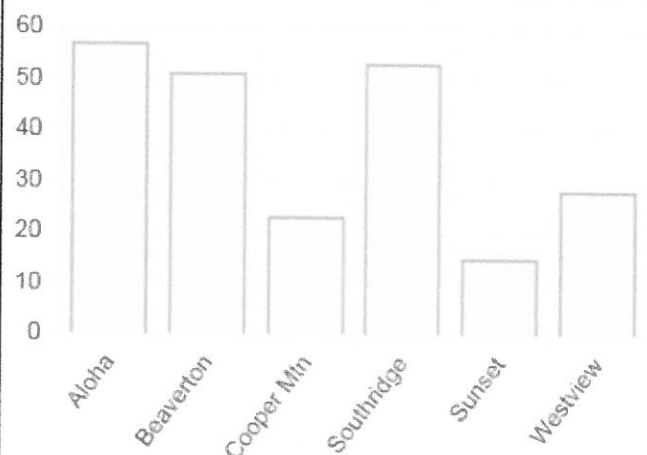
Proximity is determined through the Google Maps service, calculating driving distance from each grid code centroid to the proposed high school.

Transitions



Transitions are the number of students changing high schools. The number is assigned to the high school they are leaving, indicating impact to that school's existing student body.

Percent Free and Reduced Lunch



FRL data is based on 2015 Elementary School data. It has been fit to be within 2% of the committee maps. Assume it to be within 5% for custom maps.

BSD

Maps which have Proximity of < 25,842 whose without going over 100% capacity (out of 250+ save maps)

With the highest FRL % schools noted...:







	Proximity	AlohaFRL	BevFRL	
SouthRidgeFRL				
"PublicHearingV3"	25,842	57%	51%	53%
"Even Split"	25,512	59%	58%	51%
"Reduced Distance and Transition"	25,584	62%	59%	39%
"Reduced Distance Feasible *"	25,5xx+	62%	59+%	39%
"3"	25,353	59%	63%	44%
"WV_Proposal *"	25,209	61%	55%	50%
"Balanced- Modified"	25,094	59%	59%	39%

Steve

sfilary@yahoo.com






Petition to return Sexton Mountain elementary school back to "South Cooper Mountain high school" boundary

1. SSMS boundaries were in the SCMHS boundary in the Springboard map (10/28) and Public Preview Map (1/15)
2. On Friday 2/12 late afternoon a Public Preview map was published on BDS website
3. This latest map moves SMES boundaries to Sothridge high school boundaries
4. Removes SMES kids from Cooper Mtn, Nancy Ryles, Scholls Heights, and Chehalem elementary boundaries
5. Adds SMES kids to Hiteon, Fir Grove, Greenway, Vose, McKay elementary boundaries

PRINT NAME			SIGNATURE	ADDRESS	ELEM SCHOOL
1	Summar Ruelle			15460 SW Gleneden Dr.	Sexton Mtn, Elem
2	Pascal Ruelle			15460 SW Gleneden DR	Sexton Mtn Elem
3	Chris Erickson			15410 SW Gleneden Dr	Sexton Mountain
4	Ginger Erickson			14765 SW Carlsbad Dr	Sexton Mt
5	Tom Erickson			14765 SW Carlsbad Dr	SEXTON MTN.
6	Samuel Newman			7191 SW 152nd Ave	Sexton Mtn.
7					
8					
9					
10					
11					
12					
13					
14					















Petition to return Sexton Mountain elementary school back to "South Cooper Mountain high school" boundary

1. SSMES boundaries were in the SCMHS boundary in the Springboard map (10/28) and Public Preview Map (1/15)
2. On Friday 2/12 late afternoon a Public Preview map was published on BDS website
3. This latest map moves SMES boundaries to Sothridge high school boundaries
4. Removes SMES kids from Cooper Mtn, Nancy Ryles, Scholls Heights, and Chehalem elementary boundaries
5. Adds SMES kids to Hiteon, Fir Grove, Greenway, Vose, McKay elementary boundaries

	PRINT NAME	SIGNATURE	ADDRESS	ELEM SCHOOL
1	Brian Hunt		15571 SW Stone Ridge Cir	Sexton Mt.
2	Nicole Moes			Sexton Mt.
3	Lisa Lai		8405 SW 158th Pl	Sexton Mtn
4	Claraing Unibe		16275 SW Horseshoe way	Sexton Mt.
5	Olga Abdon		15465 SW Gleneden	Sexton Mt.
6				
7				
8				
9				
10				
11				
12				
13				
14				


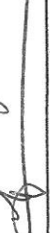







Petition to return Sexton Mountain elementary school back to "South Cooper Mountain high school" boundary

1. SSMES boundaries were in the SCMHS boundary in the Springboard map (10/28) and Public Preview Map (1/15)
2. On Friday 2/12 late afternoon a Public Preview map was published on BDS website
3. This latest map moves SMES boundaries to Sothridge high school boundaries
4. Removes SMES kids from Cooper Mtn, Nancy Ryles, Scholls Heights, and Chehalem elementary boundaries
5. Adds SMES kids to Hiteon, Fir Grove, Greenway, Vose, McKay elementary boundaries

	PRINT NAME	SIGNATURE	ADDRESS	ELEM SCHOOL
1	Mamiko Kumasaka-Sunada		9560 SW Diamond View Way Beaverton, OR 97007	Sexton Mt.
2	Brian Sunada			Sexton Mt.
3	KARIN JONSON		14964 SW OPAL DRIVE BEAVERTON OR 97007	Sexton Mt.
4	SYMON JONSON		14964 SW OPAL DRIVE BEAVERTON OR 97007	SEXTON Mtn.
5	JACKIE GRUGINSKI		15657 SW ROSE QUARTZ ST. Beaverton, OR 97007	Sexton Mtn.
6	Jane McGowan		16120 SW Granite Ct. Beaverton 97007	Sexton Mtn.
7	Gail Shavel		11635 SW CENTER ST. Beaverton OR 97005	Sexton Mtn.
8	Kristina Mohr		15150 SW Ruby Ct Beaverton or 97007	Sexton Mtn.
9	Cristina Passaluna		Beaverton or 97007	Sexton Mtn.
10	Kelly Jones		15335 SW Redstone Dr 97007	Sexton mtn.
11	Tauhi Carl		9130 SW IVORY ST 97007	SEXTON Mtn.
12	Eliza Oltmann		6921 SW Tierra Del Mar	Sext mtn
13	Grey Oltmann		6921 SW TIERRA DEL MAR	SEXT. Mtn
14	Traci Bluder		7460 SW 154th	SEXT Mtn

Petition to return Sexton Mountain elementary school back to "South Cooper Mountain high school" boundary

1. SSMES boundaries were in the SCMHS boundary in the Springboard map (10/28) and Public Preview Map (1/15)
2. On Friday 2/12 late afternoon a Public Preview map was published on BDS website
3. This latest map moves SMES boundaries to Sothridge high school boundaries
4. Removes SMES kids from Cooper Mtn, Nancy Ryles, Scholls Heights, and Chehalem elementary boundaries
5. Adds SMES kids to Hiteon, Fir Grove, Greenway, Vose, McKay elementary boundaries

	PRINT NAME	SIGNATURE	ADDRESS	ELEM SCHOOL
1	Kelly Jackson		4740 SW Tierra Del Mar	Sexton Mtn.
2	Eric Jackson		14765 SW Tierra Del Mar	Sexton Mountain
3	Danille Isenhardt		8425 SW 152nd Ave.	Sexton Mtn.
4	Wendy Vogel		14867 SW Citrine Loop	Sexton Mtn.
5	James Arnett		15445 SW Middlebrook Ct	Sexton Mtn.
6	ALLY SIVERSON		14040 SW CARDWOOD	SEXTON Mtn
7	Smes Flagg		9167 SW 149th Ave	Sexton Mtn
8	Pop Liedtke		8200 SW 154th Ave	Sexton
9	LISA RIDGWAY		7775 SW BRISTOL CT	SME
10				
11				
12				
13				
14				

Petition to return Sexton Mountain elementary school back to "South Cooper Mountain high school" boundary








1. SSMS boundaries were in the SCMHS boundary in the Springboard map (10/28) and Public Preview Map (1/15)
2. On Friday 2/12 late afternoon a Public Preview map was published on BDS website
3. This latest map moves SMES boundaries to Sothridge high school boundaries
4. Removes SMES kids from Cooper Mtn, Nancy Ryles, Scholls Heights, and Chehalem elementary boundaries
5. Adds SMES kids to Hiteon, Fir Grove, Greenway, Vose, McKay elementary boundaries

1410/15

	PRINT NAME	SIGNATURE	ADDRESS	ELEM SCHOOL
1	SHAWN KANE	Shawn Kane	11215 SW PARTING LOOP	NANCY RYLES
2	LAURA GERICK	Laura Gerick	15255 SW Lark Ln	Nancy Ryles
3	SCOTT McMAHON	Scott McMahon	16155 SW Goshawk St.	Scholls Hts.
4	BRIAN GERICK	Brian Gerick	15255 SW LARK LANE	Nancy Ryles
5	Mark Oliver	Mark Oliver	14020 SW Skimp St.	Hiteon
6	Jim Holmen	Jim Holmen	16042 SW Flagstone Dr	Sexton Mountain
7	Sandra Holmen	Sandra Holmen	16042 SW Flagstone Dr	Sexton Mountain
8				
9				
10				
11				
12				
13				
14				

Petition to return Sexton Mountain elementary school back to "South Cooper Mountain high school" boundary

1. SSMEs boundaries were in the SCMHs boundary in the Springboard map (10/28) and Public Preview Map (1/15)
2. On Friday 2/12 late afternoon a Public Preview map was published on BDS website
3. This latest map moves SMES boundaries to Sothridge high school boundaries
4. Removes SMES kids from Cooper Mtn, Nancy Ryles, Scholls Heights, and Chehalem elementary boundaries
5. Adds SMES kids to Hiteon, Fir Grove, Greenway, Vose, McKay elementary boundaries

	PRINT NAME	SIGNATURE	ADDRESS	ELEM SCHOOL
1	Linda K. Irwin		15170 SW Copper Ct.	Sexton Mtn.
2	April Wertz		9515 SW 151st Ave.	Sexton Mtn.
3	Lori Bocklund		9510 SW 151st Ave	
4	Susan Brock		9590 SW 151st Ave	Sexton Mtn.
5	Jessica Pressler		9540 SW 195th Ave	SM
6	Sharon Friedman		13915 SW Otter Ln	Hiteon
7	Bill Wolfe II		15165 SW Copper Cr.	Sexton Mtn.
8				
9				
10				
11				
12				
13				
14				

Petition to return Sexton Mountain elementary school back to "South Cooper Mountain high school" boundary

1. SSMES boundaries were in the SCMHS boundary in the Springboard map (10/28) and Public Preview Map (1/15)
2. On Friday 2/12 late afternoon a Public Preview map was published on BDS website
3. This latest map moves SMES boundaries to Sothridge high school boundaries
4. Removes SMES kids from Cooper Mtn, Nancy Ryles, Scholls Heights, and Chehalem elementary boundaries
5. Adds SMES kids to Hiteon, Fir Grove, Greenway, Vose, McKay elementary boundaries














11/24/14
1/14/15

	PRINT NAME	SIGNATURE	ADDRESS	ELEM SCHOOL
1	Sandy Goff	Sandy Goff	7685 Sw Genesha Dr.	Sexton
2	Andy Butler	Andy Butler	7460 Sw 15th Pl	Sexton
3	Amy Stewart	Amy Stewart	7745 Sw Everett Pl.	Sexton
4	Ilham AAB	Ilham	7240 Sw Everett Pl	Sexton Mt
5	Jennifer Schmidt-Haen	Jennifer Schmidt-Haen	15600 Sw Heartz Ct	Sexton Mt.
6	Crystal Wilson	Crystal Wilson	15700 Sw Talus Ct	Sexton Mt.
7	Kristin Chase	Kristin Chase	9465 Sw 160th Ave	Sexton Mt.
8	Blair McGinn	Blair McGinn	7835 Sw Carol Glen Ave	Sexton Mt
9	Steve McGill	Steve McGill	"	Sexton Mt.
10	Danielle Folen	Danielle Folen	9167 Sw 149th Ave	Sexton Mt
11	Amy MacFarland	Amy MacFarland	7835 Sw 160th Ave	Sexton Mt
12	Jen & Steve Fife Adams	Jen & Steve Fife Adams	9188 Sw Platinum Pl	Sexton Mountain
13	Nelson & Loretta Salazar	Nelson & Loretta Salazar	16211 Sw Marcile Ln	Sexton Mtn.
14	Mark & Cindy Vandervort	Mark & Cindy Vandervort	14585 Sw Agate Ct.	"

Petition to return Sexton Mountain elementary school back to "South Cooper Mountain high school" boundary












1. SSMES boundaries were in the SCMHS boundary in the Springboard map (10/28) and Public Preview Map (1/15)
2. On Friday 2/12 late afternoon a Public Preview map was published on BDS website
3. This latest map moves SMES boundaries to Sothridge high school boundaries
4. Removes SMES kids from Cooper Mtn, Nancy Ryles, Scholls Heights, and Chehalem elementary boundaries
5. Adds SMES kids to Hiteon, Fir Grove, Greenway, Vose, McKay elementary boundaries

23

	PRINT NAME	SIGNATURE	ADDRESS	ELEM SCHOOL
1	JEREMY C. BUZAN		14920 SW Ruby St, 97007	Sexton Mountain
2	Jamie Longgood		15465 SW Geribaldi Ct	Sexton Mountain
3	Aissa Newman		791 SW 159th Ave.	Sexton Mtn.
4	LeeAnn Erickson		15410 SW Gleneden Dr	Sexton Mtn.
5	Secena Zimmerman		15325 SW Woodwind	Sexton Mtn
6	Adria Eilers		9590 SW 158th Ave.	Sexton Mtn.
7	Lisa Chavert-Melo		14740 SW Forest Dr.	Sexton
8	Thomas Silva		15890 SW Brecken Dr	Sexton
9	Cris Cox		15676 SW Gens Ct	Sexton
10	Emily Cox		15670 SW Beryl Ct	Sexton
11	Jamie Larser		8520 SW 155th	Sexton Mt
12	Jamie Larson		15055 SW Beryl Ct 97007	Sexton mtn
13	Holly Medell		14905 SW Carolwood Dr.	Sexton Mtn.
14				

Petition to return Sexton Mountain elementary school back to "South Cooper Mountain high school" boundary














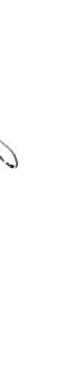
1. SSMES boundaries were in the SCMHS boundary in the Springboard map (10/28) and Public Preview Map (1/15)
2. On Friday 2/12 late afternoon a Public Preview map was published on BDS website
3. This latest map moves SMES boundaries to Sothridge high school boundaries
4. Removes SMES kids from Cooper Mtn, Nancy Ryles, Scholls Heights, and Chehalem elementary boundaries
5. Adds SMES kids to Hiteon, Fir Grove, Greenway, Vose, McKay elementary boundaries

	PRINT NAME	SIGNATURE	ADDRESS	ELEM SCHOOL
1	Alicia Shaw		15305 SW Bobwhite Cr.	Nancy Ryles HEP
2	Samantha Post Utter		5440 SW Middleton Ct.	Sexton Mt.
3	Tiffany Culligan		7705 SW Everett Pl.	Sexton Mt.
4	Nancy Zundel		8625 SW 151st Pl.	SMES
5	Steve Bae		15883 SW Breckenridge Dr.	Sex. Mt.
6	Barbara Renker		8400 SW 152nd Ave.	SMES
7	Kristin Bolteger		16187 SW Cambridge Rd.	SMES
8	La. Bauer		15733 SW Breckenridge Dr.	Sm
9	Emily Lieable		8200 SW 154th Ave	SMES
10	Azalia Bin		15575 SW Rose Quartz Dr.	SMES
11	Kathy Bahring		110535 SW Melinda St.	Cooper Mtn
12				
13				
14				

4/23/06

Petition to return Sexton Mountain elementary school back to "South Cooper Mountain high school" boundary

1. SSMES boundaries were in the SCMHHS boundary in the Springboard map (10/28) and Public Preview Map (1/15)
2. On Friday 2/12 late afternoon a Public Preview map was published on BDS website
3. This latest map moves SMES boundaries to Sothridge high school boundaries
4. Removes SMES kids from Cooper Mtn, Nancy Ryles, Scholls Heights, and Chehalem elementary boundaries
5. Adds SMES kids to Hiteon, Fir Grove, Greenway, Vose, McKay elementary boundaries

PRINT NAME	SIGNATURE	ADDRESS	ELEM SCHOOL
1 Jesse Enright		16016 SW Flagstone Dr., Beaverton	Sexton Mtn.
2 Stephanie Enright		16016 SW Flagstone Dr. Beaverton	Sexton Mtn
3 Staci Ruby		13219 SW 154th Ave Tigard	Scholls Hts
4 JEFF & CHRISTY FREEMAN		15190 SW BASALT CT Beaverton	Sexton Mtn
5 Gabby Johnson		15599 SW Black Quarter	Sexton Mtn
6 Liesl Jack		14920 SW Ruby St.	Sexton Mtn
7 JOSEPH E. MILLER		10495 SW 155th AVE	Nancy Ryles
8 Brian O'Connor		9570 SW 158th AVE	Sexton Mtn
9 GREG EVES		12438 SW CANVASBACK WAY	SCHOLLS HEIGHTS
10 Darrel Mayer		11992 SW Swanton 97223	Nancy Ryles
11 Nathalie Mateer		9470 SW 151st Ave 97007	Sexton Mtn
12 Abdul Badarobline		15102 SW Twissman & Ct 97007 Beaverton	Sexton Mtn
13 Sheila Hendryx		6930 SW 158th AVE Beaverton, OR 97007	Cooper Mtn.
14 Renae Nylander		16450 SW Sumac St. Beaverton, OR 97007	Cooper Mtn

Petition to return Sexton Mountain elementary school back to "South Cooper Mountain high school" boundary















1. SSMES boundaries were in the SCMHS boundary in the Springboard map (10/28) and Public Preview Map (1/15)
2. On Friday 2/12 late afternoon a Public Preview map was published on BDS website
3. This latest map moves SMES boundaries to Sothridge high school boundaries
4. Removes SMES kids from Cooper Mtn, Nancy Ryles, Scholls Heights, and Chehalem elementary boundaries
5. Adds SMES kids to Hiteon, Fir Grove, Greenway, Vose, McKay elementary boundaries

	PRINT NAME	SIGNATURE	ADDRESS	ELEM SCHOOL
1	(2) Cynthia Neely	Cynthia Neely	6944 SW Tierradel Mar	Sexton Mountain
2	(2) Tracy Peterson	Tracy Peterson	8708 SW Wakarusa Ter	Sexton Mtn
3	(2) Kristina Patton	Kristina Patton	7947 SW Barnard	Sexton Mtn
4	2 Toni Fisher	Toni Fisher	8364 SW Sunstone Ln	Sexton Mt.
5	2 Lorie Laramay	Lorie Laramay	9482 SW 164th Ave	Sexton Mt.
6	1 Joe Candalaria	Joe Candalaria	8410 SW 158th place	Sexton Mt.
7	1 Michelle Candalaria	Michelle Candalaria	8410 SW 158th Pl.	Sexton Mountain
8	2 Brian Hicks	Brian Hicks	8070 SW 146th Terrace	Sexton Mtn.
9	2 Mack Sherman	Mack Sherman	15190 SW Sapphire Dr	Sexton Mtn
10	2 GREG HODKINSON	Greg Hodkinson	16440 SW Cinnabar Ct.	Sexton Mtn
11	2 Sally Ebanks	Sally G. Ebanks	9905 SW Halite Ct.	Sexton Mtn
12	1 Geri Ingalls	Geri Ingalls	15890 SW Caldera Ct	Sexton Mtn
13	1 Michael Ingalls	Michael Ingalls	15890 SW Caldera Ct	Sexton Mtn
14	1 LISA WERNER-HUNT	Lisa Werner-Hunt	15571 SW Stone Ridge Cir.	Sexton Mtn.

730 Tonight
Cora Lammertow SRHS

Petition to return Sexton Mountain elementary school back to "South Cooper Mountain high school" boundary

1. SSMES boundaries were in the SCMHS boundary in the Springboard map (10/28) and Public Preview Map (1/15)
2. On Friday 2/12 late afternoon a Public Preview map was published on BDS website
3. This latest map moves SMES boundaries to Sothridge high school boundaries
4. Removes SMES kids from Cooper Mtn, Nancy Ryles, Scholls Heights, and Chehalem elementary boundaries
5. Adds SMES kids to Hiteon, Fir Grove, Greenway, Vose, McKay elementary boundaries

	PRINT NAME	SIGNATURE	ADDRESS	ELEM SCHOOL
1	Brian & Krista Kubal		16345 SW Cinnabar Ct	SMES
2	Dale Handtmann		16353 SW Cinnabar Ct	Sexton
3	Paul & Anna Grass		15820 SW Bluestone Ct	Sexton
4	Donna Mayle		16369 SW Cinnabar Ct.	Sexton
5	Aaron Isenhardt		8425 SW 152nd Ave	Sexton
6	Jeannie Ihde		12205 SW Jeger Terrace	Scholls Heights
7	Wendy Brown		12575 SW Moorhen Way	Scholls Heights
8	Karen J. Montgomery		11601 SW Uxaring Way	Nancy Ryles
9	Katie Jensen		7995 SW Carol Glen Place	Sexton
10	Helen & Killian		9730 SW 163rd Ave Burn	Sexton
11	Steve McMillan		9730 SW 163rd Ave	Sexton
12	Lindsay Maher		15011 SW Fellowship Ter.	Sexton
13	Sarah Wolfe		15165 SW Copper Ct	Sexton
14	Jennifer Alger		9240 NW Corder Ct	Cedar Mill ES