

District Improvement Council Meeting #3

January 24, 2022



Public Hearing: District Annual Report 2020-2021

Dr. Patty Parker
Director of Assessment & Accountability

Texas Academic Performance Report

Prepared and released by Texas Education Agency (TEA) annually, TAPR details academic performance, financial reports, and information about staff, programs, and demographics for the district and each campus.

- District Information
- STAAR Participation & Performance
- FIRST (2019-20 financial standard report)
- CCMR (2019-20 graduates)
- Postsecondary GPA (2018-19 enrollment in TX Colleges/Universities)

2020-21 Ratings & Accreditation Status

Carrollton-Farmers Branch ISD (057903)

Accreditation Status: Accredited

Financial Integrity Rating System of Texas (FIRST) Rating: 100 (A)

Texas Academic Performance Report

[2020-21 TAPR Carrollton-Farmers Branch ISD](#)

2020-21 Texas Academic Performance Report (TAPR)

District Name: CARROLLTON-FARMERS BRANCH ISD

District Number: 057903

2021 Accountability Rating: Not Rated: Declared State of Disaster

2021 Special Education Determination Status:

Needs Assistance

Student & Staff Profile

District Information

CFBISD provides Early Childhood Education and Pre-Kindergarten through 12th grade.

The district has 24 elementary schools, 6 middle schools, 5 high schools, and 3 education centers.


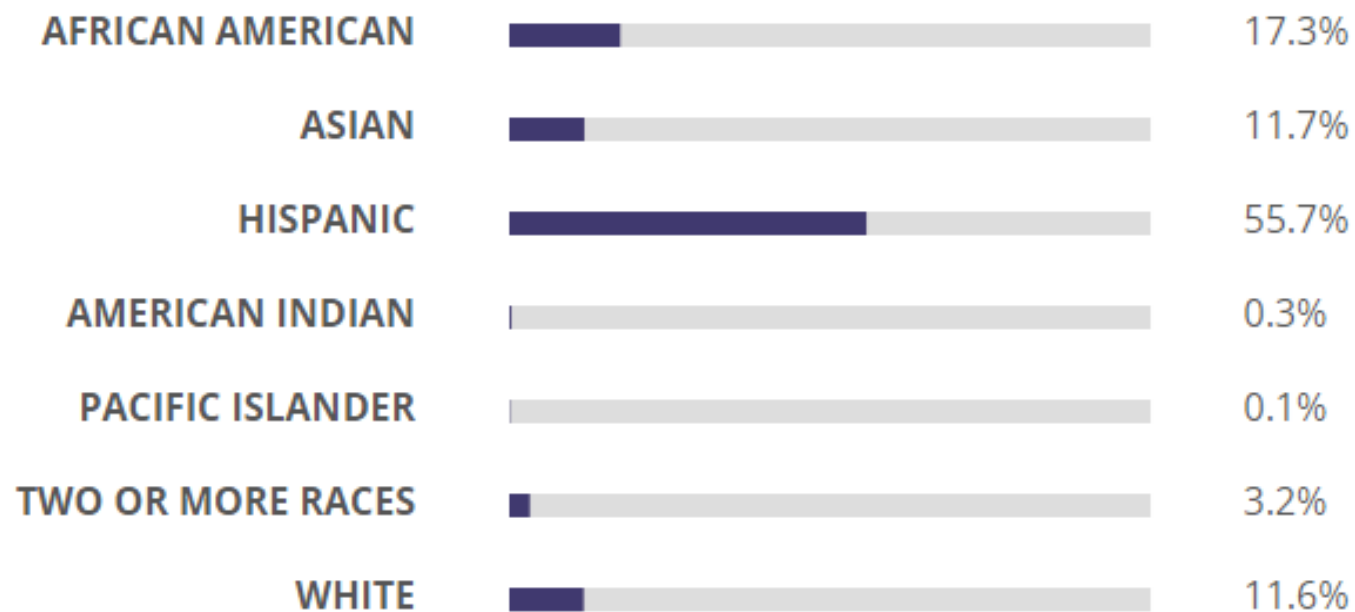
2020-21

- Enrollment: 24,804 students
- Employment: 3,358 personnel
- Class Size: 15.5 to 24.5
- Beginning Teacher Salary: \$55,729
- Average Teacher Salary: \$61,666



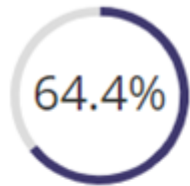
2020-21 Student Profile

STUDENT ENROLLMENT BY RACE/ETHNICITY

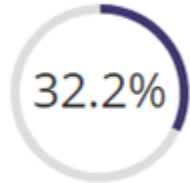


Student Enrollment by Program Type

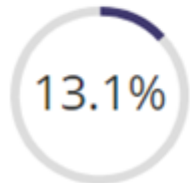
2019-20



Economically Disadvantaged

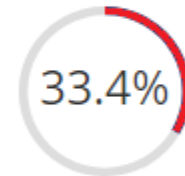
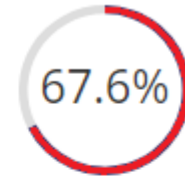


English Language Learner



Students Receiving Special Education Services

2020-21



Safety & Security

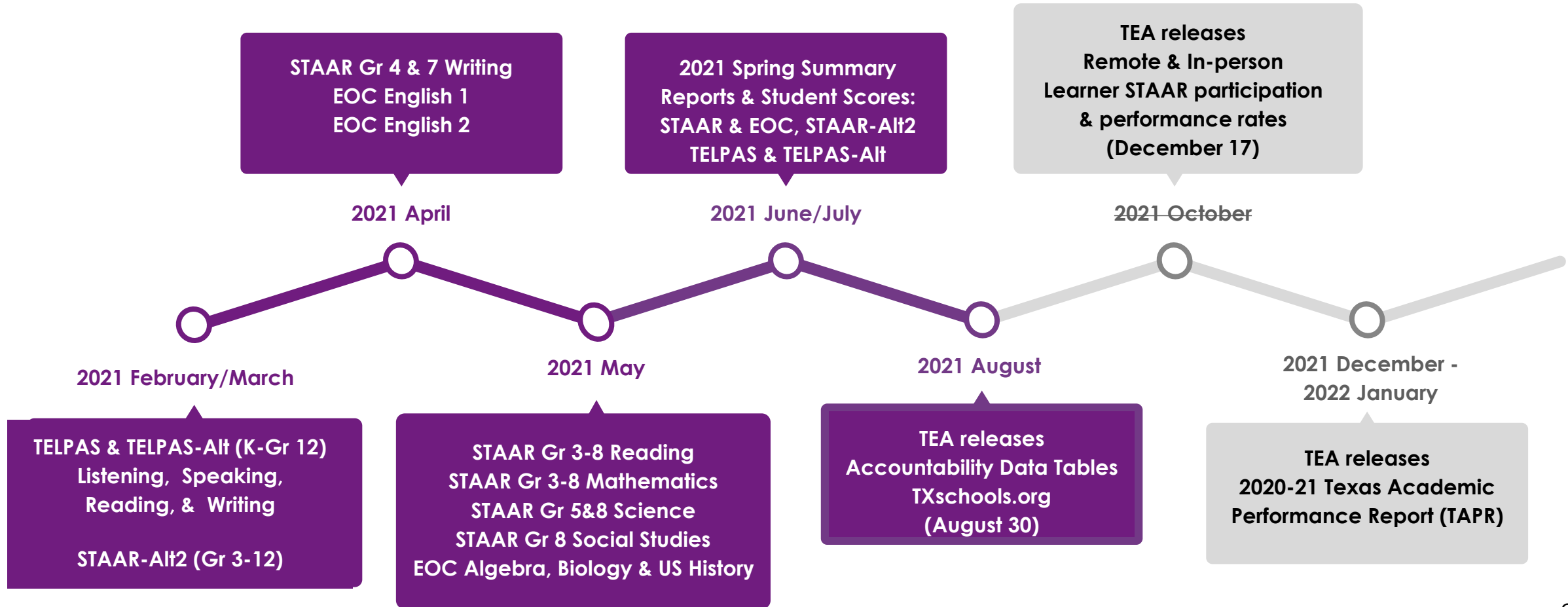
In 2020-21, there were a total of 6 criminal incidents reported at 4 campuses.

Report on Violent or Criminal Incidents Student Disciplinary Action Incident Counts by Reason Code 2020-21 School Year (To the Extent Permitted under FERPA)						
Reason Code	Description	Turner	Smith	Creekview	Long	District
		001	002	006	044	57903
11	Used, exhibited, possessed firearm	1				1
36	Felony controlled substance violation		1	3	1	5
Total Incidents		1	1	3	1	6
Student Enrollment (Fall 2020 PEIMS Snapshot)		2,229	2,130	1,785	695	26,636
Incident Rate		0.04%	0.05%	0.17%	0.14%	0.02%

The Reason Codes listed in this table are the PEIMS/TSDS Action Reason Codes applicable to **mandatory expellable incidents** that TEA uses in its methodology for identifying Persistently Dangerous Schools as required under the Unsafe School Choice Option (USCO) described in Section 8532 of ESSA.



Reporting of State Testing Results

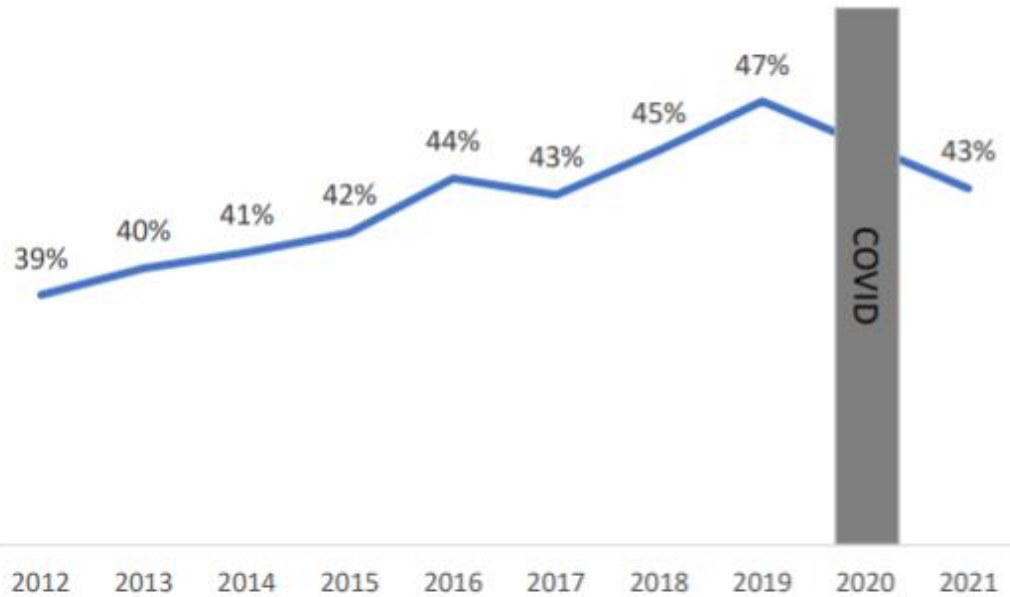


Impact of COVID-19 (State Preliminary Data)

**These scores represent all students testing in Spring including first time & retester results.

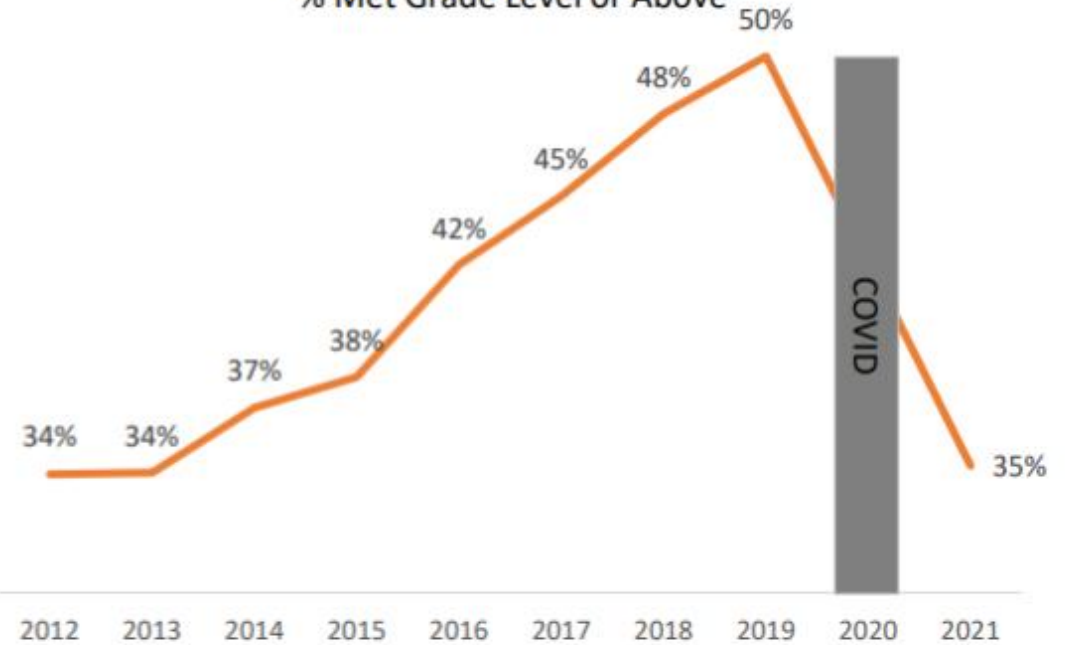
Reading

% Met Grade Level or Above



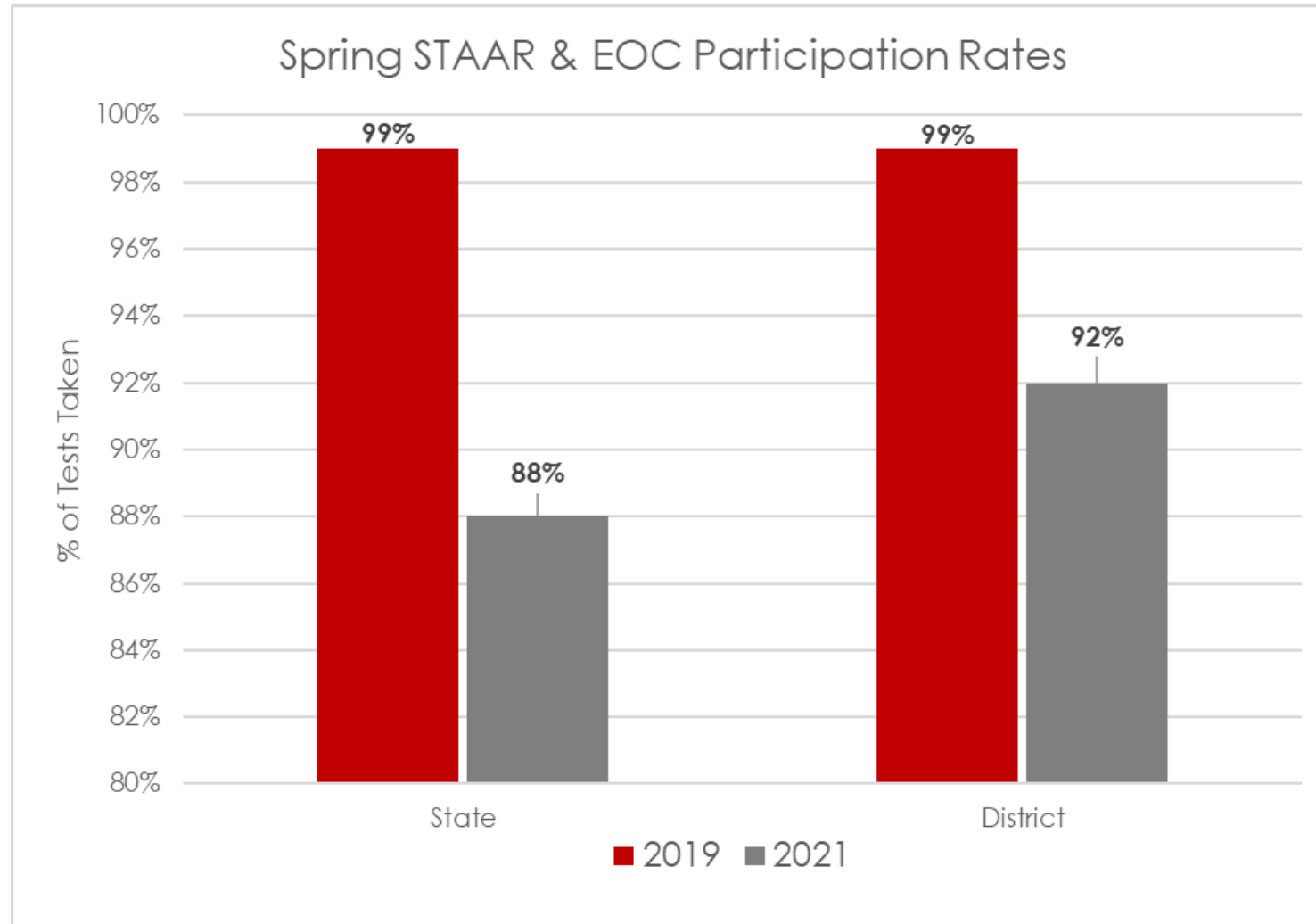
Math

% Met Grade Level or Above

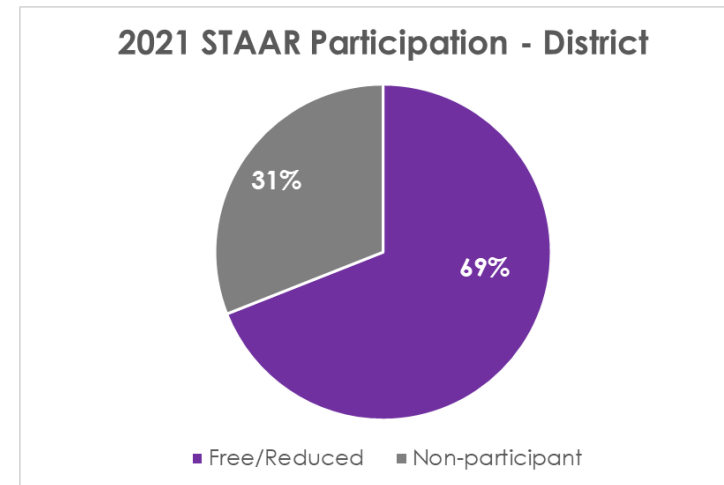
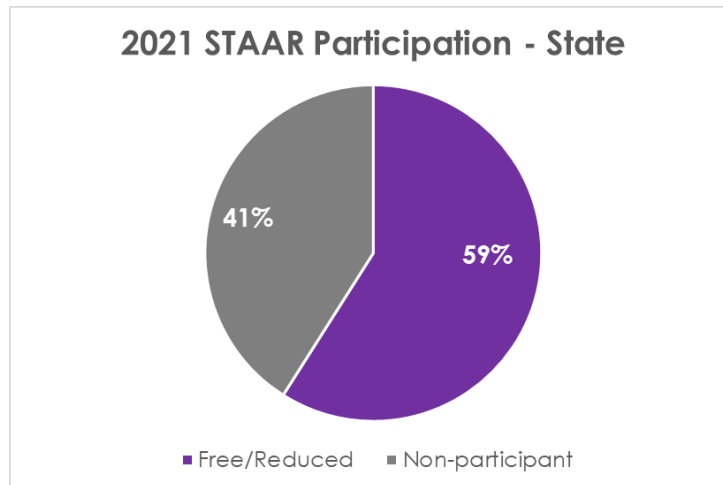
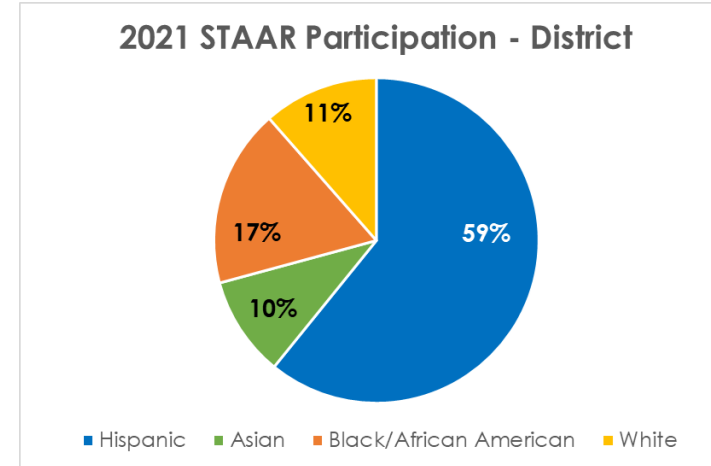
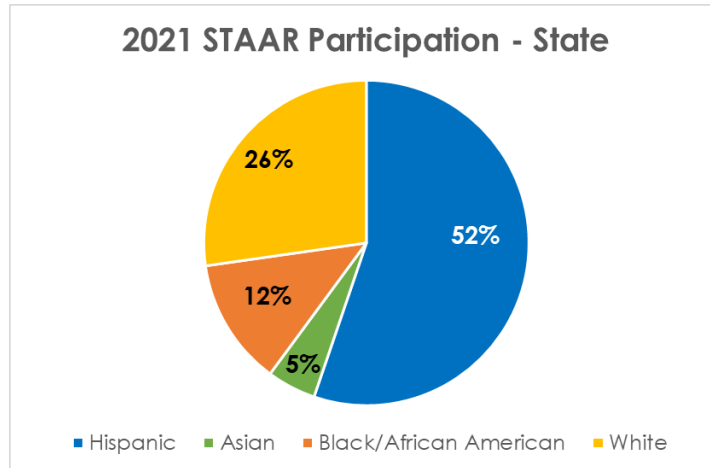


Source: [Overview of 2021 STAAR Results](#)

Impact of COVID-19: Participation Rate



2021 Spring STAAR: Participation



2021 Spring STAAR Performance

STAAR Performance Standards

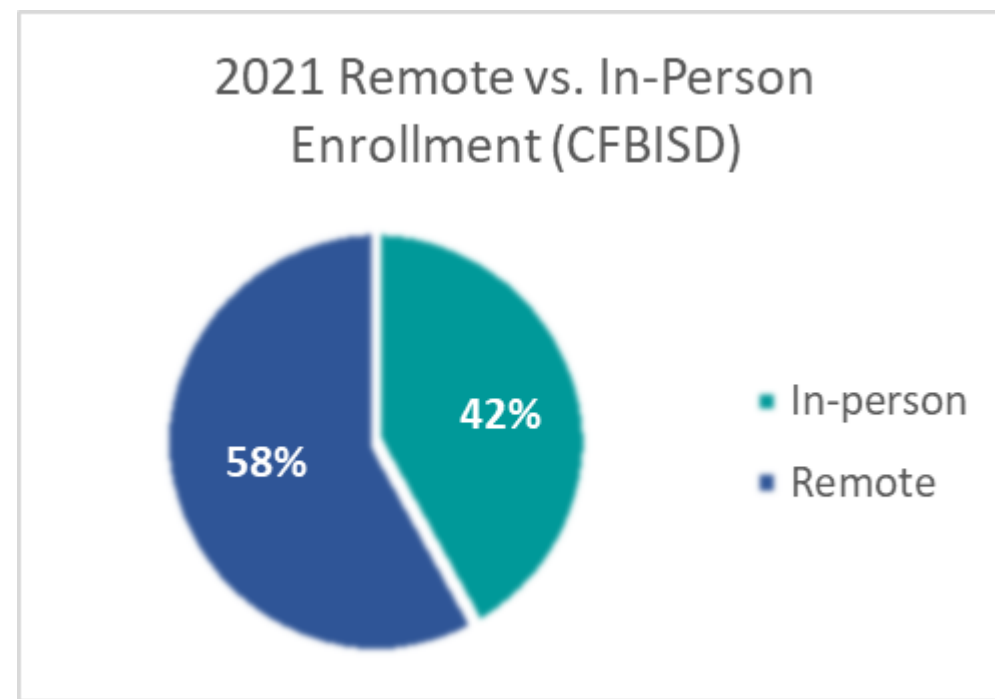
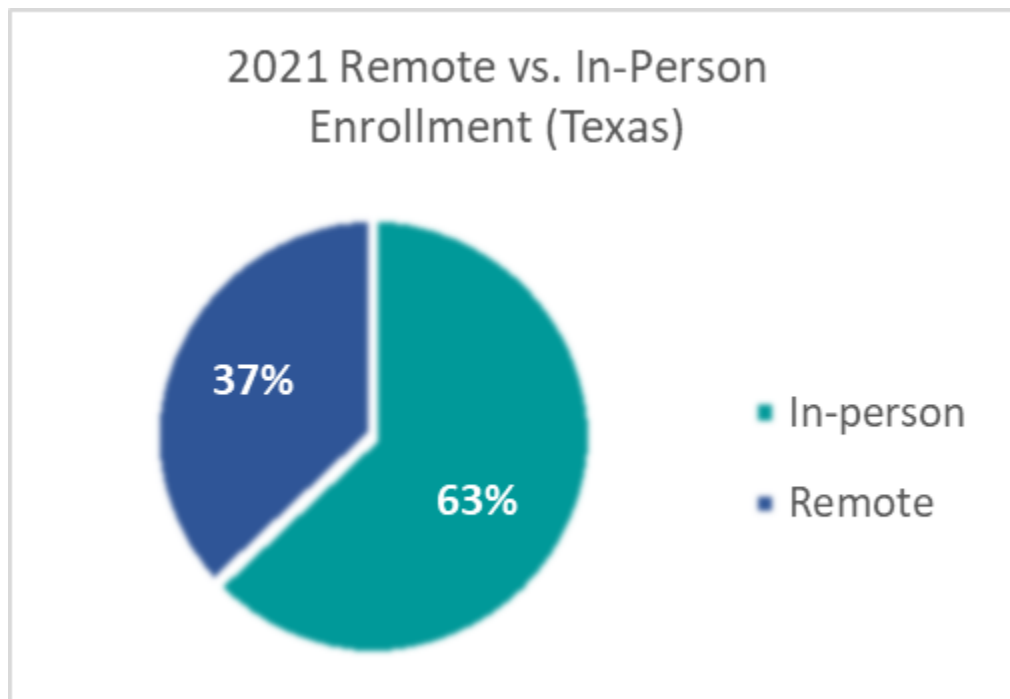
Approaches grade level (AGL) passing standard meets the state's Satisfactory requirement for STAAR grades 3-8 tests and STAAR-EOC exams. Meets grade level test results satisfy the college ready passing standard defined by TEA as having 60% likelihood of success in first year of college with C or better GPA.

Approaches Grade Level and Above			
2021 STAAR	Texas	Region	District
All Subjects	67%	69%	62%
Reading	68%	69%	63%
Mathematics	66%	68%	61%
Writing	58%	60%	53%
Science	71%	72%	62%
Social Studies	73%	74%	69%

Meets Grade Level or Masters Grade Level			
2021 STAAR	Texas	Region	District
All Subjects	41%	44%	35%
Reading	45%	46%	38%
Mathematics	37%	41%	32%
Writing	30%	33%	27%
Science	44%	45%	35%
Social Studies	49%	50%	42%

2021 STAAR Test-Takers (All Subjects)

TEA defines remote learners as students whose attendance was coded remote synchronous or remote asynchronous for at least 50% of the days present during the 2020-21 school year.



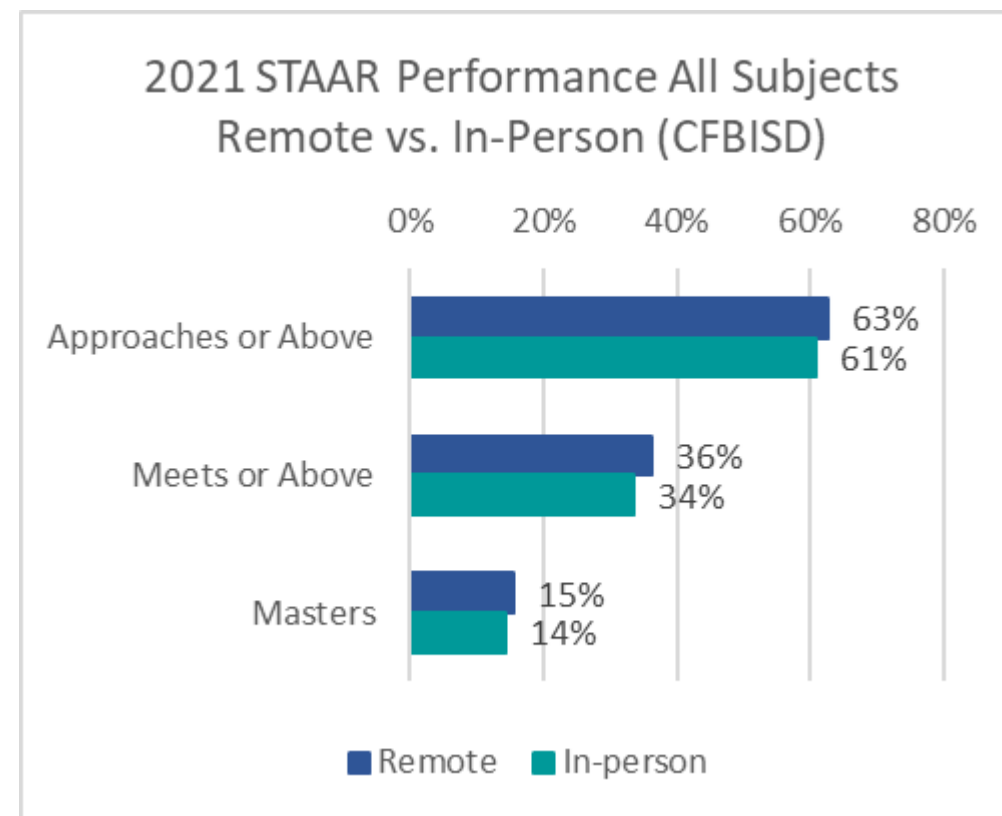
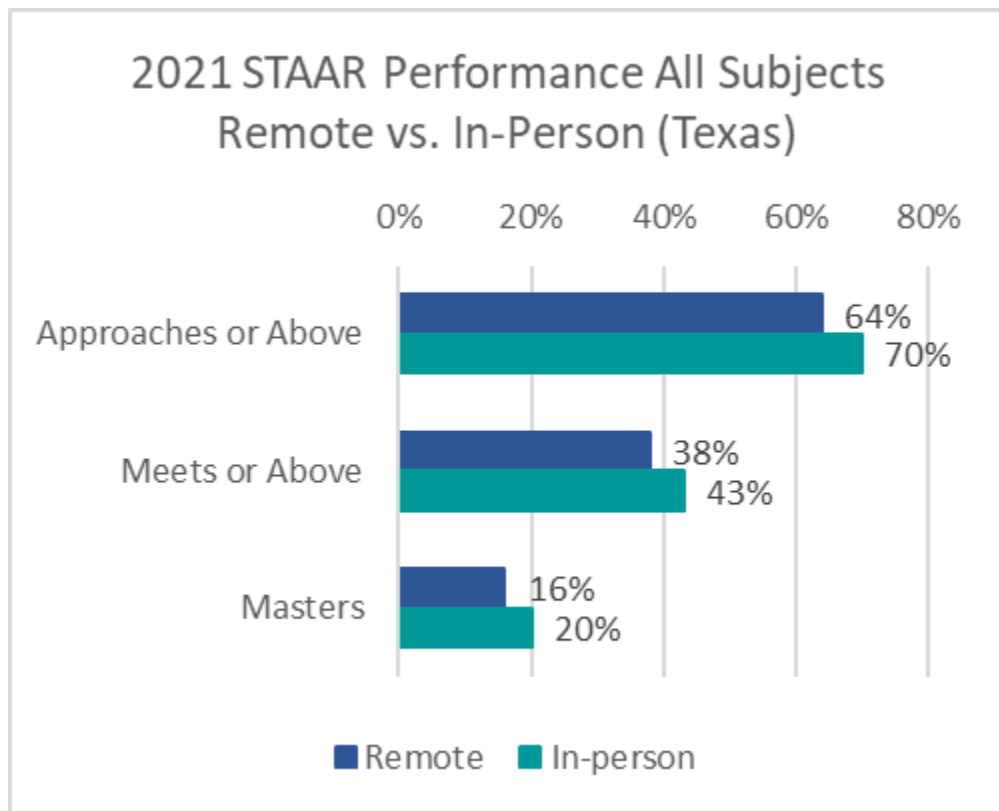
2021 STAAR Participation Rates

Overall STAAR Participation Rate	
Texas	CFBISD
88%	92%

In-person Learner STAAR Participation Rate	
Texas	CFBISD
97%	98%

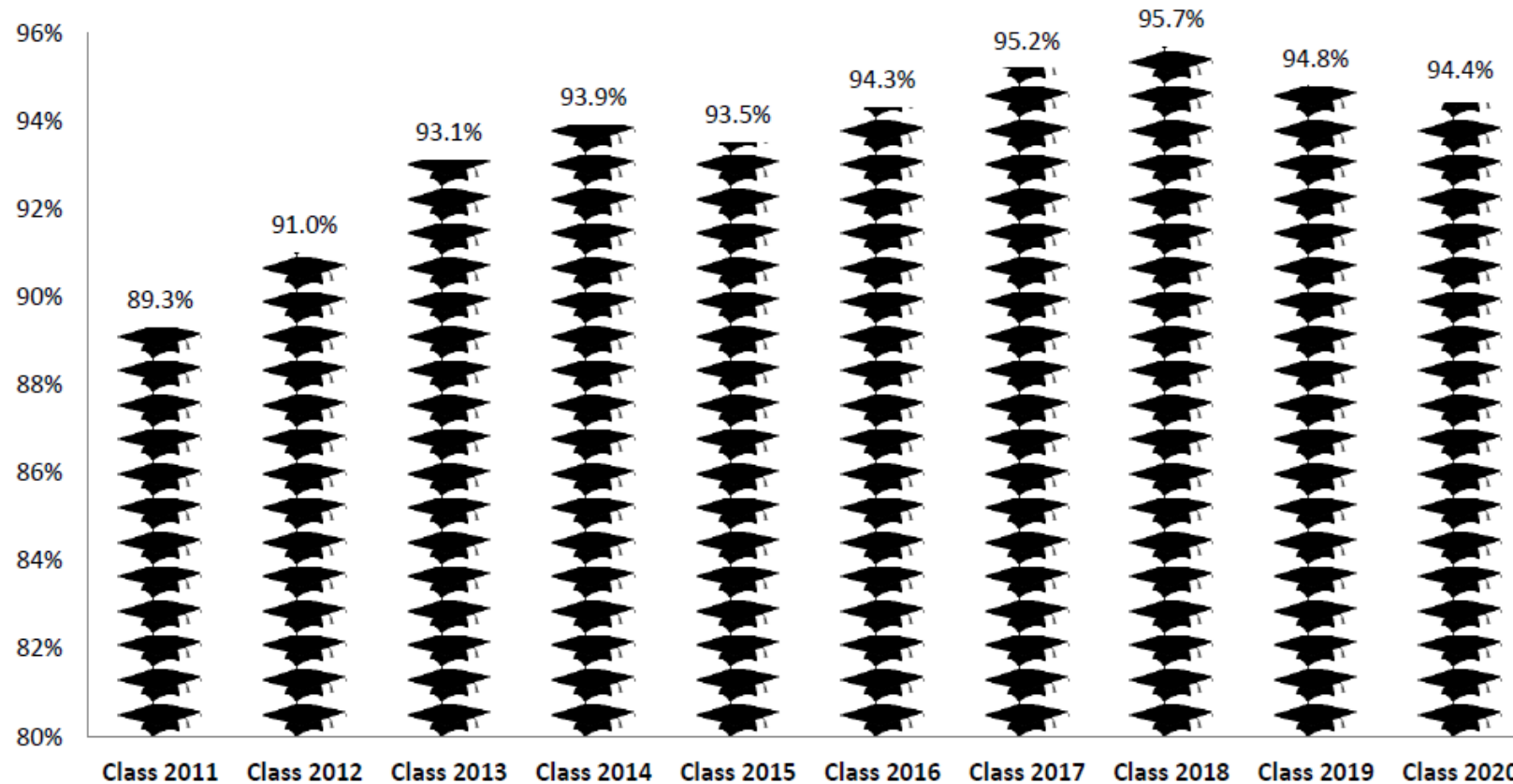
Remote Learner STAAR Participation Rate	
Texas	CFBISD
76%	89%

2021 Spring STAAR Performance



High School Graduation Rate

CFBISD 4-year Graduation Rates
Ten Year Trendline: Class of 2011-Class of 2020



College, Career, & Military Readiness

College, Career, & Military Readiness

Class of 2020	Texas	Region	CFBISD
Meeting CCMR Indicator	63.0%	62.8%	72.6%



College Ready Graduates

Class of 2020	Texas	Region	CFBISD
College Ready	53.4%	55.1%	67.9%
TSI Criteria	43.2%	43.8%	50.0%
Dual Credit	24.6%	23.1%	14.3%
AP/IB (Any Subject)	21.1%	27.0%	33.9%

Career/Military Ready Graduates

Class of 2020	Texas	Region	CFBISD
Career/Military Ready	18.7%	14.9%	9.2%
CTE Coherent Sequence	58.5%	52.0%	55.7%
Industry-based Certification	13.2%	8.9%	5.2%
IEP Workforce Ready	2.4%	2.6%	2.4%

Postsecondary Performance

2018-19 CFBISD Graduates

1st Year Enrollment in Texas IHE Following HS Graduation (56%)

	# CFBISD Graduates	Grade Point Average (GPA)					Unknown
		<2.0	2.0-2.49	2.5-2.99	3.0-3.49	>3.5	
Four-Year Public University	295	47	22	43	78	102	3
Two-Year Public Colleges	641	225	54	92	106	110	54
Independent Colleges/Universities	32						
Not Trackable	140						
Not Found	577						
2018-19 CFBISD Graduates	1685						

GPA is average of college-level semester credit earned by student in fall 2018, spring 2019, and summer 2019 at Texas Institute of Higher Education (IHE).

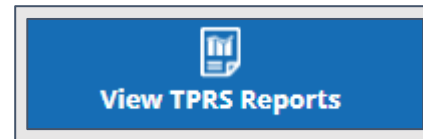
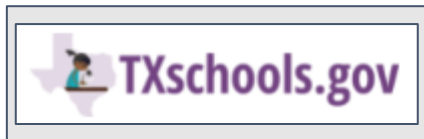
2020-21 District Annual Report & Resources

Monday, January 24, 2022 at 5pm

District Improvement Council Virtual Mtg

The screenshot shows the website's navigation menu with categories: ABOUT US, DEPARTMENTS, STUDENTS & FAMILIES, COMMUNITY & VOLUNTEERS, SCHOOLS, LET'S TALK, and DISTRICT HOME. Below the menu is the district logo and a row of service links: EMPLOYMENT, CONSTRUCTION/BOND, ENROLLMENT, ANONYMOUS ALERTS, and STAFF PORTAL. The main content area is titled 'Accountability' and features a 'DISTRICT ANNUAL REPORT' button, along with buttons for TAPR, DISTRICT RATINGS, CAMPUS RATINGS, and SCHOOL REPORT CARD. Text on the page explains the requirements of the Texas Education Code (TEC) for the annual performance report and mentions a public hearing on the TAPR reports.

The screenshot shows the 'Board of Trustees' page. The navigation menu is similar to the previous page but includes 'STUDENTS & FAMILIES' and 'COMMUNITY & VOLUNTEERS'. The main heading is 'Board of Trustees' with a sub-heading 'Duties of the Members'. The text describes the Board of Education's role as the policy-making body and lists its duties. A sidebar on the right contains links for: Board Meeting Dates, Board Meeting Agendas & Minutes, Board Meeting Protocol, Board Meeting Videos, Board Elections, Board Goals, and Board of Trustees Blog.



Additional information is accessible on our district's website and the 5 TEA-supported weblinks included here.

