


Are you “App”-solutely, “App”-prehensive about your integration “App”-proach?



**DON'T WORRY . . . GET APP-Y!**

---

---

---

---

---

---

---

---

iPad or other Device?

App or Web Tool?

BYOD?

“Device Neutral”



---

---

---

---

---

---

---

---

Session Resources



<http://www.pike.kyschools.us/Default.aspx?PN=DocumentUploads&L=3&DivisionID=4652&DepartmentID=4462&SubDepartmentID=1979&LMID=182692&ToggleSideNav>ShowAll>

OR

<http://www.pike.kyschools.us> and drill down through Departments>Technology>Technology Integration Specialists > Document Uploads and open the iPad folder to find the resources presented.

---

---

---

---

---

---

---

---

## iPad Deployment in Pike County Schools



Only 1 iPad, Shared iPad Cart, and 1:1 iPad Classroom

---

---

---

---

---

---

---

---



## URGENT: Classroom Management, Safety, & Security Tip

- AUP and Parental Permission Forms  
13 and older, only?
- iPad Check Out Procedures
- iPad Student Pledges
- Organize Apps into Folders
- Closing Apps

---

---

---

---

---

---

---

---



App



<https://otis.coe.uky.edu/DDL/launch.php>



**Connie Tackett**  
Instructional Technology  
Coordinator  
Email: Facebook/Pinterest  
connie.tackett@pike.kyschools.us  
Twitter: @fratmomof3  
316 South Mayo Trail  
Pikeville, KY 41501  
606.433.9347

---

---

---

---

---

---

---

---

District Initiatives  
&  
iPad Integration

Edmodo  Lync 

CIITS 

---

---

---

---


---

---

---

---

The One iPad Classroom  
"Help, I have one iPad and 30 students! What can I do?"



---

---

---

---

---

---

---

---



The 1:1 iPad Classroom  
"Show What You Know"



---

---

---

---

---

---

---

---

**I Can . . .**  
**. . . show how my students will demonstrate learning using the iPad.**

Before, our focus was to find apps that allowed students to practice a concept.  
Now, we want to move forward. Students need to "Show what they know."  
Today, we will focus on how students can use multiple apps and document sharing to demonstrate proficiency and accountability for learning.

---

---

---

---

---

---

---

---

**Instructional Technology Coordinators**



- Apple TV Set Up and Issues
- Volume Purchasing Program (VPP)
- Operating Tips



---

---

---

---


---

---

---

---

**TIPS**



- Use a timer like the one on your SMART Board when giving students an iPad tasks to keep them on-task.
- Find a way for students to submit their work, electronically. Have them make and keep screenshots.
- Give students a task that involves a voice recorder so they must speak and perform the task in an app such as Educreations interactive board app.
- App Locking locks students into an app
- Say "Flip" as class management word cue for students to instantly turn the iPad screen toward the teacher

---

---

---

---

---

---

---

---

## ADVICE

1. Make sure students can use Student Email.
2. Learn how to use more than one cloud storage service.
3. Make sure students logout of apps, not just close the app.

---

---

---

---

---


---

---

---

## Going Paperless

Ann Harkins, Music Teacher  
Dorton Elementary



Interactive Board App with a Voice Recorder  
<https://www.educreations.com/>



Makes it easy to assign, collect and review student work  
<http://www.showbie.com/>

---

---

---

---

---

---

---

---

## Classroom Management And Differentiation

Leigh Ann Francis, Primary Teacher  
Bevins Elementary



Build, track, and reward positive student behavior!  
<https://www.classdojo.com/>



FrontRow(ed) Differentiated Common Core Aligned Math Practice for K-8  
<https://www.frontrowed.com/>

---

---

---

---

---

---

---

---

## Video Conferencing and Virtual Field Trips

Timothy Brandon Mayhorn  
Intermediate Teacher, Phelps Elementary



Lync is a platform for unified communications including online meetings, instant messaging, audio and video calls, availability info, and sharing capabilities.

<https://products.office.com/en-us/lync/lync-2013-video-conferencing-meeting-software>

---

---

---

---

---


---

---


---

## Formative Assessment and Accountability


Suzanne Henson  
Intermediate Teacher, Bevins Elementary




[www.gradecam.com](http://www.gradecam.com)



[www.imore.com/how-to-take-screenshot-ipad](http://www.imore.com/how-to-take-screenshot-ipad)



[www.google.com/forms/about/](http://www.google.com/forms/about/)



<https://www.dropbox.com>

---

---

---

---

---

---

---

---

## Flipped Classroom

Virginia Bowen  
Math Teacher, Belfry High School



See iPad Resource Folder for "Video Publishing and YouTube"

---

---

---

---


---

---

---

---

**Blended Learning and Technology Integration**  
Amy Newsome  
Math Teacher, Southside Elementary




edmodo

See iPad Resources And <https://www.edmodo.com/>



nearpod

Free - Teachers create and customize interactive content presentations and assessments <http://www.nearpod.com/how-it-works/>



socrative

Student Response System App <http://www.socrative.com/how-it-works>

---

---

---

---

---

---

---

---

**App Smashing!**  
Amy Carter  
Language Arts Teacher, Southside Elementary



Check out Jot!



Dropbox

Check out the iPad Resources on Jot! and Dropbox

Screenshots, Photos, Genius Scan with Jot!

---

---

---

---

---

---

---

---

Check it out @  
Genius Scan – scan to a PDF  
<http://www.thegrizzlylabs.com/genius-scan/>



<http://doceri.com/>  
Slate-type app to mirror desktop



doceri

Remind – Free text message with fake phone number (formally Remind 101)  
<https://www.remind.com/>



remind

---

---

---

---

---

---

---

---

 Prezi – Presentation App  
<http://prezi.com/creates-better-presentations-5/?gclid=CjD8gGyi3boCFUhk7AodXywAlA>

 Quizlet – Flash Card App, also tests and study games make learning fun and engaging for students of all ages. <http://quizlet.com/>

 “Device-less” Clicker App  
<https://www.plickers.com/> 

---

---

---

---

---

---

---

---



---

---

---

---

---

---

---

---

**FAQs and Tips -** 

**IT Jungle** <http://www.itjungles.com/ipad-tips/>

**Apps Gone Free App** - download app to see what is free for one day. You can get many apps during their trial period for FREE before that developer starts charging for the app  
<http://appsaga.com/category/apps-gone-free/>

**edTechTeacher** - Great site with learning objectives: <http://edtechteacher.org/index.php/teaching-technology/mobile-technology-apps/ipad-as>

**Edudemic** –  
<http://www.edudemic.com/2013/08/teachers-ipad-guide/>

**iPad4Schools**  
<http://ipad4schools.org/>

---

---

---

---

---

---

---

---





Wordle is a toy for generating "word clouds" from text that you provide. The clouds give greater prominence to words that appear more frequently in the source text.

<http://www.wordle.net/>

---

---

---

---

---

---

---