


**BOARD
OF
FINANCE REPORT**



January 12, 2022

INTEREST ON INVESTMENTS - 2021

<u>INTEREST:</u>		0101	0700	0850	2001	2050	2700	
POST DATE	FINANCIAL INSTITUTIO	EDUCATION FUND	CONSTRUCTION	FOOD NUTRITION FUND	SCHOLARSHIP FUNDS	ECA INTEREST	WOODS SCHOLAR	TOTAL INTEREST
January-21	Principal	\$ 405.72	\$ -	\$ -	\$ -	\$ -		\$ 405.72
January-21	Huntington Bank	\$ 4.04	\$ 23,178.36	\$ -	\$ -	\$ -		\$ 23,182.40
January-21	Commerce Bank	5,506.05	-	-	-	-		\$ 5,506.05
January-21	First Merchants Bank	23,248.55	16,361.15	702.87	27.96	7.62		\$ 40,348.15
February-21	State of Indiana	118.41	-	-	-	-		\$ 118.41
February-21	Huntington Bank	22.32	55,708.40	-	-	-		\$ 55,730.72
February-21	Commerce Bank	2,521.37	-	-	-	-		\$ 2,521.37
February-21	First Merchants Bank	21,266.86	14,070.97	671.00	27.16	7.27		\$ 36,043.26
March-21	Huntington Bank	91,954.97	91.65	-	-	-		\$ 92,046.62
March-21	Commerce Bank	4,020.83	-	-	-	-		\$ 4,020.83
March-21	First Merchants Bank	24,110.19	15,414.77	755.13	31.29	8.42		\$ 40,319.80
April-21	Capital One	1,497.85	-	-	-	-		\$ 1,497.85
April-21	Huntington Bank	41.16	66.87	-	-	-		\$ 108.03
April-21	Commerce Bank	183.47	-	-	-	-		\$ 183.47
April-21	First Merchants Bank	22,699.99	14,080.73	700.75	29.57	7.96		\$ 37,519.00
May-21	Huntington Bank	50,846.36	22,793.09	-	-	-		\$ 73,639.45
May-21	Capital One	4,438.09	-	-	-	-		\$ 4,438.09
May-21	First Merchants Bank	22,412.41	13,957.76	724.21	31.33	8.23		\$ 37,133.94
June-21	Capital One	4,758.02	-	-	-	-		\$ 4,758.02
June-21	First Merchants Bank	23,107.26	11,563.18	613.84	26.92	7.08		\$ 35,318.28
July-21	Principal	441.94	-	-	-	-		\$ 441.94
July-21	Capital One	3,783.32	-	-	-	-		\$ 3,783.32
July-21	Huntington Bank	55,100.02	162.41	-	-	-		\$ 55,262.43
July-21	State of Indiana	111.53	-	-	-	-		\$ 111.53
July-21	First Merchants Bank	26,394.48	11,966.96	967.23	28.54	8.14		\$ 39,365.35
August-21	Capital One	11,613.98	-	-	-	-		\$ 11,613.98
August-21	Huntington Bank	220.44	103.67	-	-	-		\$ 324.11
August-21	First Merchants Bank	25,485.17	10,896.03	942.71	28.15	7.63		\$ 37,359.69
September-21	First Merchants Bank	23,416.25	9,544.28	878.45	26.96	6.75		\$ 33,872.69
September-21	Huntington Bank	58,879.59	117.30	-	-	-		\$ 58,996.89
September-21	Capital One	13,301.56	-	-	-	-		\$ 13,301.56
October-21	Principal	456.43	-	-	-	-		\$ 456.43
October-21	Capital One	17,902.79	-	-	-	-		\$ 17,902.79
October-21	Huntington Bank	236.97	75,633.18	-	-	-		\$ 75,870.15
October-21	First Merchants Bank	23,258.53	9,440.91	982.65	27.62	6.81		\$ 33,716.52
November-21	First Merchants Bank	22,468.06	8,906.56	925.48	26.34	6.03		\$ 32,332.47
November-21	Capital One	10,971.05	-	-	-	-		\$ 10,971.05
November-21	Huntington Bank	267.35	79,526.15	-	-	-		\$ 79,793.50
December-21	Huntington Bank	276.27	83,495.52	-	-	-		\$ 83,771.79
December-21	First Merchants Bank	138.56	-	-	-	-		\$ 138.56
December-21	Capital One	7,163.78	-	-	-	-		\$ 7,163.78
		\$ 605,051.99	\$ 477,079.90	\$ 8,864.32	\$ 311.84	\$ 81.94	\$ -	\$ 1,091,389.99

TSC SUMMARY OF INTEREST EARNED

<u>YEAR</u>	<u>GENERAL</u>	<u>EDUCATION</u>	<u>DEBT SERVICE</u>	<u>CAPITAL PROJECTS</u>	<u>OTHER FUNDS</u>	<u>TOTAL</u>	<u>INCREASE</u>	<u>PCT CHANGE</u>
1976	\$ -		\$ 19,006	\$ 72,511	\$ -	\$ 91,517	--	--
1977	-		3,521	101,037	-	104,558	13,041	14.25%
1978	-		-	45,423	134,440	179,863	75,305	72.02%
1979	2		-	87,634	-	87,636	(92,227)	-51.28%
1980	-		-	72,209	-	72,209	(15,427)	-17.60%
1981	111,907		31,207	367,688	1,714	512,516	440,307	609.77%
1982	239,464		6,689	222,652	1,819	470,624	(41,892)	-8.17%
1983	76,885		375	86,688	3,324	167,272	(303,352)	-64.46%
1984	119,105		-	199,068	-	318,173	150,901	90.21%
1985	153,825		-	175,725	1,841	331,391	13,218	4.15%
1986	123,443		12,056	2,437	296	138,232	(193,159)	-58.29%
1987	146,060		29,817	34,754	10,518	221,149	82,917	59.98%
1988	180,767		14,846	170,364	-	365,977	144,828	65.49%
1989	223,885		-	308,227	-	532,112	166,135	45.39%
1990	259,936		-	-	-	259,936	(272,176)	-51.15%
1991	250,925		-	86,719	240,416	578,060	318,124	122.39%
1992	301,113		-	-	52,023	353,136	(224,924)	-38.91%
1993	190,356		-	-	-	190,356	(162,780)	-46.10%
1994	310,828		-	-	459,210	770,038	579,682	304.53%
1995	524,925		-	-	468,587	993,512	223,474	29.02%
1996	570,339		-	-	57,903	628,242	(365,270)	-36.77%
1997	689,366		-	-	14,441	703,807	75,565	12.03%
1998	893,927		-	-	-	893,927	190,120	27.01%
1999	1,074,514		-	-	39,062	1,113,576	219,649	24.57%
2000	1,431,560		-	-	37,087	1,468,647	355,071	31.89%
2001	933,021		-	-	39,930	972,951	(495,696)	-33.75%
2002	358,221		-	-	11,225	369,446	(603,505)	-62.03%
2003	303,174		-	-	2,644	305,818	(63,628)	-17.22%
2004	442,842		-	-	53,518	496,360	190,542	62.31%
2005	1,227,508		-	-	184,947	1,412,455	916,095	184.56%
2006	1,952,820		-	-	102,090	2,054,910	642,455	45.48%
2007	1,781,184		-	-	88,412	1,869,596	(185,314)	-9.02%
2008	838,628		-	-	17,562	856,190	(1,013,406)	-54.20%
2009	39,906		-	-	8,022	47,928	(808,262)	-94.40%
2010	47,143		-	-	15,127	62,270	14,342	29.92%
2011	61,491		-	-	11,751	73,242	10,972	17.62%
2012	51,280		-	-	7,864	59,144	(14,098)	-19.25%
2013	55,520		-	-	10,722	66,242	7,098	12.00%
2014	68,709		-	-	25,530	94,239	27,997	42.26%
2015	30,469		-	-	14,175	44,644	(49,595)	-52.63%
2016	158,886		-	-	56,072	214,958	170,314	381.49%
2017	235,470		-	-	119,311	354,781	139,823	65.05%
2018	644,100		-	-	55,892	699,992	345,211	97.30%
2019	-	1,749,147	-	-	222,099	1,971,246	1,271,253	181.61%
2020	-	1,003,201	-	-	487,404	1,490,605	(480,641)	-24.38%
2021	-	605,052	-	-	486,338	1,091,390	(399,215)	-26.78%
TOTAL INTEREST EARNED SINCE 1976	\$ 17,103,504	\$ 3,357,400	\$ 117,517	\$ 2,033,136	\$ 3,543,316	\$ 26,154,873		

*Arbitrage rebate of \$103,496 expended in 1999 for temporary tax warrant.



Tippecanoe School Corporation

21 Elston Road

Lafayette, IN 47909-2899

Phone: (765) 474-2481

Fax: (765) 474-0533

MEMORANDUM

TO: Board of School Trustees
School Board of Finance

FROM: Amanda Brackett, Chief Financial Officer/Treasurer

DATE: January 12, 2022

SUBJECT: Disposition of Outstanding Checks

The Business Office is requesting permission to dispose of outstanding checks that were written in calendar year 2019 and are unpaid as of December 31, 2021.

Periodically, the Deputy Treasurer reviews the list of outstanding checks and contacts employees or vendors to determine if the check was misplaced and if they would like the check replaced. Any checks written in 2019 and outstanding as of December 31, 2021, are void per Indiana Statute as explained below and must be removed from our financial records.

The School Corporation operated under the following statutory procedure for checks as found in IC 5-11-10.5:

1. Any check outstanding and unpaid for two years as of December 31st of each year is cancelled. Financial institutions may not honor any check presented for payment. Our corporation checks have this two-year limitation on them.
2. The Treasurer should notify the Board of Finance (School Board) of any outstanding checks that are more than two years old as of December 31st of the preceding year, by March 1st of each year.
3. Tippecanoe School Corporation will receipt the checks back into the fund from which they were drawn. If the fund no longer exists, we will deposit it into the Education Fund.
4. If, in the event a cancelled check is presented to the Treasurer within a reasonable amount of time, a new claim can be honored, without appropriation, if the claim is found to be in order. The statute is silent regarding approval of the School Board for a recovery claim. It is our intention to present any claim for payment to the School Board with notation about the circumstances.
5. All stale checks are submitted to the Indiana Attorney General's Office for payment through Indiana Unclaimed.

BOARD APPROVAL NECESSARY FOR DISPOSITION OF OUTSTANDING CHECKS.

**Disposition of Old Outstanding Checks Drawn on Corporation Account
Prior to December 31, 2019**

FIRST MERCHANTS OPERATING ACCOUNT

<u>Date</u>	<u>Check</u>	<u>Payable To</u>	<u>Fund</u>	<u>Amount</u>
-------------	--------------	-------------------	-------------	---------------

There are no outstanding checks drawn prior to 12/31/18 to be disposed.

KLONDIKE MIDDLE SCHOOL EXTRA-CURRICULAR ACCOUNT

<u>Date</u>	<u>Check</u>	<u>Payable To</u>	<u>Fund</u>	<u>Amount</u>
12/12/2019	6827	Buffalo Wild Wings	0280 - Student Council	\$ 394.96

HARRISON HIGH SCHOOL EXTRA-CURRICULAR ACCOUNT

<u>Date</u>	<u>Check</u>	<u>Payable To</u>	<u>Fund</u>	<u>Amount</u>
12/18/2019		First Merchants Bank	0900-100 - Interest	\$ 12.00
9/4/2019	18962	Knoy Apparel	0700-137 - Weights	\$ 1,122.00
11/14/2019	19260	Greg Pomasl	0100-200 - Athletics	\$ 104.90
11/19/2019	19280	Art Institute of Chicago	0700-104 - Art	\$ 585.00
12/6/2019	19333	Thomas Ragle	0100-100 - Athletics	\$ 100.00

MCCUTCHEON HIGH SCHOOL EXTRA-CURRICULAR ACCOUNT

<u>Date</u>	<u>Check</u>	<u>Payable To</u>	<u>Fund</u>	<u>Amount</u>
11/4/2019	16905	Pizza Hut	7030.14-02904 - Athletics	\$ 62.93
11/15/2019	16944	Juan Roman	7110.14-10000 - Class of 2020	\$ 12.00

Tippecanoe School Corporation Bylaws & Policies

6144 - INVESTMENT INCOME

The School Board authorizes the Treasurer or Deputy Treasurer to make investments of available monies from the several funds of the Corporation in:

- A. bonds, bills, or notes of the United States; obligations, the principal and interest of which are fully guaranteed by the United States; or obligations of the State;
- B. certificates of deposit issued by financial institutions organized and authorized to operate in this State.

The purpose of the investments is to maximize the returns on the Corporation's excess cash balances consistent with safety of those monies and with the desired liquidity of the investments.

Investments in US Treasury securities and those other securities completely guaranteed by the Treasury as to payment of principal and interest may be purchased in any dollar amount up to 100% of the available reserves.

The Treasurer is authorized to contract with a depository for the operation of a cash management system under the following conditions:

- A. the contract is in writing
- B. the contract provides for the investment of funds by the depository with the written approval of the Treasurer/Deputy Treasurer
- C. the depository keeps all records concerning investment cash management
- D. the investments are made in accordance with State law with maturities not to exceed two (2) years
- E. the contract, which cannot exceed two (2) years, is awarded using the Corporation's bidding procedure

The Treasurer shall include in the monthly report to the Board all cash in all accounts on deposit as well as the investment assets of the Board.

Money in the several funds of the School Corporation may be commingled for the purpose of making an investment. The Treasurer may also join with other school treasurers and/or the regional service region for the purpose of investing Corporation funds. S/He shall account for such investments separately.

The Board may authorize the Board's investing officer to invest in certificates of deposit from depositories that have been designated by the State Board of Finance as a depository for State funds under IC 5-13-9-5 but have not been designated by the Corporation's Board of Finance established by Board Bylaw 0151.1. This authorization shall be in the form of a resolution approved by the Board. Such resolution must provide that the authority to invest in these certificates of deposit granted by the resolution expires on a date that is not later than two (2) years after the date of the Board's vote adopting the resolution.

IC 5-13-9, 20-26-5-4

IC 5-13-6 - Deposit and investment of public funds

IC 5-13-9-5(a) - Authorization to invest in certificates of deposit

IC 20-26-5-4 - Specific powers

IC 36-1-2-10 - "Municipal corporation" defined to include "school corporation"

IC 36-1-2-13 - "Political subdivision" defined to include "municipal corporation"

State Board of Accounts Public Schools Manual Part 14

Revised 5-14-14

**Tippecanoe School Corporation
Board of Finance Resolution**

WHEREAS, the Board of School Trustees ("Board") of Tippecanoe School Corporation ("TSC") convened a duly noticed and constituted meeting of the Board on January 12, 2022; and WHEREAS the Board is the fiscal body of TSC and constitutes the TSC's Board of Finance ("BOF") pursuant to IC 5-13-7-5; and WHEREAS, the Board, as BOF, intends and desires to comply with IC 5-13-7-6 & -7, and to record its actions in accordance with all applicable law; **NOW, THEREFORE, be it RESOLVED** by the Board of School Trustees ("Board") and the Board of Finance ("BOF") of Tippecanoe School Corporation ("TSC") as follows.

1. The annual Board of Finance report was presented January 12, 2022, by the Treasurer and CFO of TSC, Ms. Amanda M. Brackett, who serves as the investment officer of TSC and of its BOF. The Board reviewed the report and reviewed the overall investment policy of TSC. The annual BOF investment report is accepted by the Board and BOF.

2. By unanimous consent and vote of the undersigned BOF members present, the BOF hereby elects the following members to serve in the offices indicated, being the same offices these members currently hold for the Board of School Trustees, to hold such offices until the BOF officers' successors are elected and qualified.

- A. _____, President
- B. _____, Vice-President
- C. _____, Secretary

CERTIFICATION. The undersigned represent and certify that they are members of the Board of School Trustees and of the Board of Finance of Tippecanoe School Corporation and that the foregoing Board of Finance Resolution was duly approved and adopted.

Approved and Adopted this 12th day of January, 2022.

President

Member

Vice-President

Member

Secretary

Member

Member

BOARD OF FINANCE MEETING NOTES

It is a statutory requirement to hold a Board of Finance Meeting every January.

The entire Tippecanoe School Corporation Board makes up the Board of Finance. However, we do need to elect a President, Vice-President, and Secretary for the Board of Finance.

These offices are typically held by the Tippecanoe School Corporation Board President, Vice-President, and Secretary. I recommend that the board take action at this time to elect a President, Vice President, and Secretary to the Board of Finance

BOARD ACTION

The Board of Finance Report in your board packet consists of a listing of interest received in 2021 by the Tippecanoe School Corporation. Also included is a summary of interest earned dating back to 1976.

We meet with our banking representatives on a regular basis to discuss other interest earning options. I will continue investing a portion of our funds in longer term options with a local bank that will potentially bring in additional interest dollars. By Statute, the principal balance of public funds cannot be put at risk.

In 2021, our accounts were specifically designed to meet the needs of customers seeking safety, liquidity, and return on investment for short-term capital. Our deposits are collateralized by government securities. Throughout 2021 by utilizing our cash flow analyses, I invested funds in Cds through First Merchants, Lake City Bank, BMO Harris Bank, and Merchants Bank.

I have chosen to take a laddered approach to purchasing Cd's. We have CD's that are currently as little as 6 months in length through the maximum of 24 months in length. Indiana Code does not allow us to purchase investments longer than 24 months in length. I will continue to look for investment opportunities that are in compliance with Indiana Code and Tippecanoe School Corporation's Bylaws and Policies to maximize our cash balances.

In addition to interest reports, I have included a listing of stale dated checks. These checks would typically be voided by March 1st of 2022 and receipted back into the funds that the checks were originally drawn from. If the fund has been closed, the monies would then be receipted back into the Education fund. Funds will then be forwarded to the Indiana Attorney General's office for the Indiana UnClaimed fund/reporting.

Beginning in Calendar Year 20, the School Board must receive and review a written report on the financial condition of the school corporation. In reporting on the financial condition, the fiscal and qualitative indicators determined by the fiscal and qualitative indicators committee must be used. This report is published on the Distressed Unit Appeal Board (DUAB's) website.

The various indicators to determine fiscal health are average daily membership, fund balances, annual deficit/surplus, fund balances as a percent of expenditures, tuition support per ADM as compared to General Fund Expenditures per ADM, revenue by type, operating referendum revenue as percent of total revenue (which does not apply to TSC), and General Fund salaries and benefits as percent of general fund expenditures. Tippecanoe School Corporation continues to have indicators that show a healthy fiscal environment. The full report has been attached to the agenda. I will be happy to answer any questions you may have.


The final item of business is to approve the Board of Finance Resolution. I would recommend at this time that the Board approve the resolution as attached to your agenda.

BOARD ACTION

FISCAL INDICATORS

ALL FUNDS

FINANCE REPORT



School Corporation (ID):
TIPPECANOE SCHOOL CORPORATION

21 Elston Rd, Lafayette, IN, 47909
<http://www.tsc.k12.in.us/>



Most Recent Audit as of July 1, 2021: <https://www.in.gov/sboa/WebReports/B56411.pdf>
Additional audit reports may be found at <https://secure.in.gov/apps/sboa/audit-reports/#/>

2020-21 Fall Student Count (Average Daily Members) 13,821
[Learn more about student demographics of the school corporation](#) ▶

2021 Net Assessed Value: **\$4,709,938,651**
2019 Estimated Population: **100,329**

****NOTICE****

School fund structure was modified in 2019. The General Fund, Capital Projects Fund, Transportation Fund, Bus Replacement Fund and certain specialty operating funds were eliminated and replaced with an Education Fund and an Operations Fund. Additional updates also were made to the chart of accounts at that time.

It is important to note that many funds have specific purposes as required either by State statutes or State or Federal grant requirements. As such, a school corporation's ability to transfer between funds or utilize fund balances and revenue for uses other than the purposes directed for a particular fund may be restricted.

For description of funds included by fund classification, please refer to the Data Sources document - <https://www.in.gov/duab/files/School-Corporation-Fiscal-Indicators-Data-Sources.pdf>

Average Daily Membership ("ADM")

ADM is the number of eligible students enrolled in a school corporation on a particular day ("count day") designated by the State Board of Education. ADM is utilized in the State funding formula to determine the amount of tuition support that the State of Indiana will provide to the school corporation. Increasing or decreasing ADM will impact the amount of funding available to the school corporation.

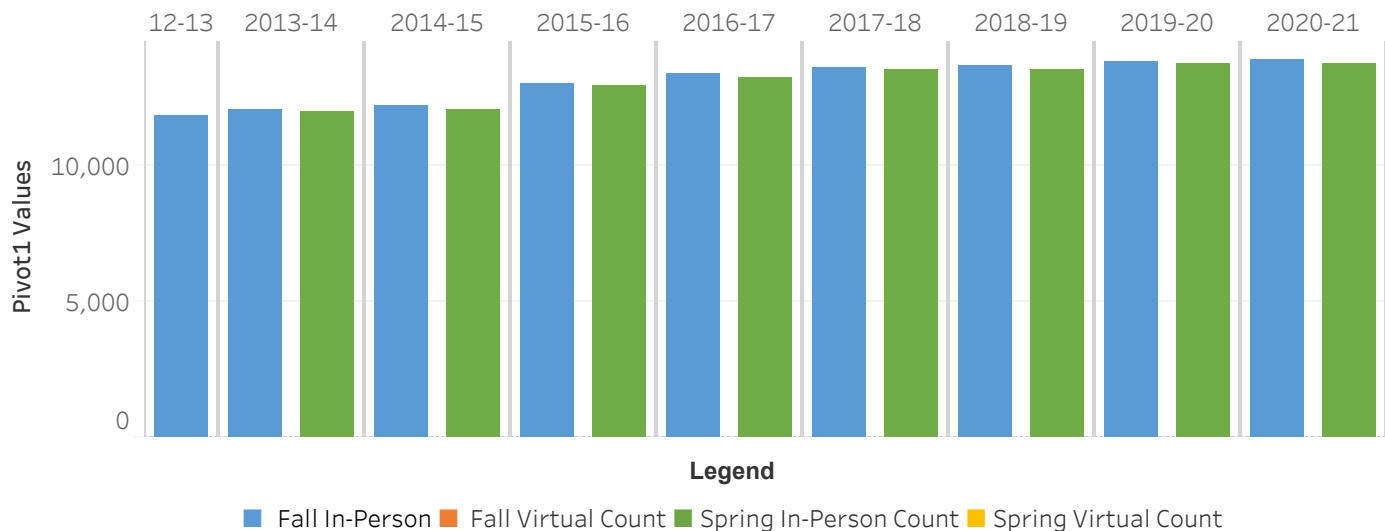
Since 2014, two count days have occurred - one in September and one in February. For all years displayed but 2018 and 2019, tuition support was adjusted based on each count. For years 2018 and 2019, the February count did not impact tuition support, but the counts are displayed on this indicator for informational purposes.

Beginning with the fall count date for the 2019-2020 school year, school corporations differentiated between students that receive instruction in-person and students that receive instruction virtually. The level of tuition support differs for those students attending virtually. For the 2020-2021 school year, students receiving instruction virtually due to COVID-19 are included in the in-person count for the purposes of this indicator, as tuition support funding for these students is the same as students attending in-person.

Time Of Year
All

Virtual v In Person
All

Average Daily Membership ("ADM")

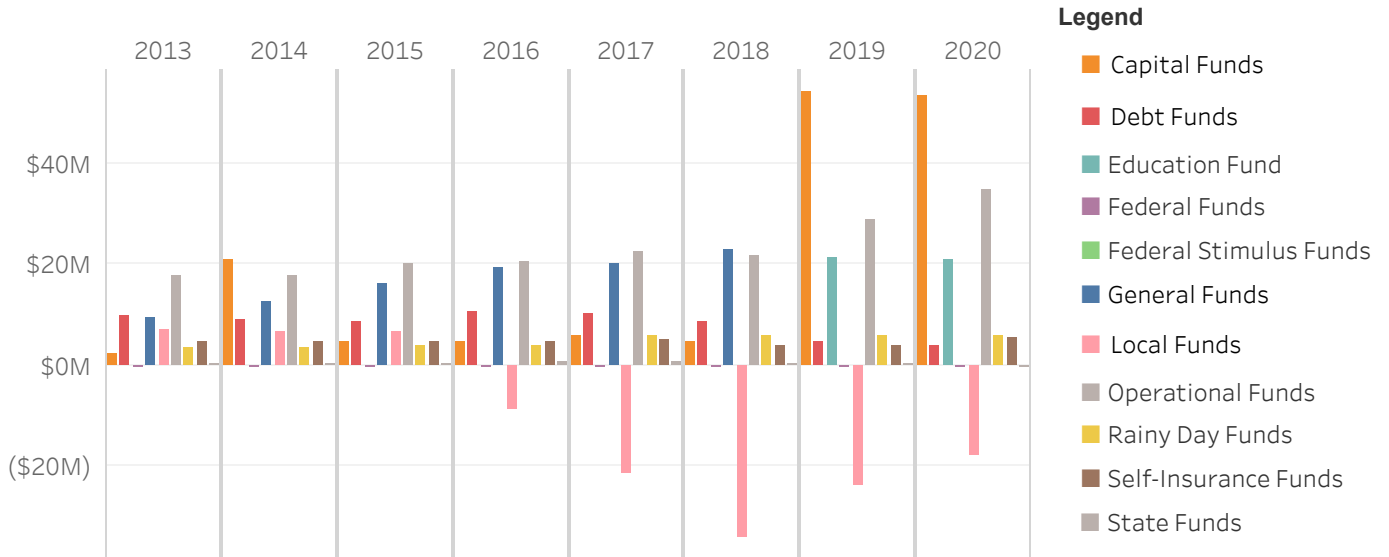


Fund Balances

Fund Balances as of December of the calendar year listed.

Select Funds by Fund Classification:
 All

Fund Balances

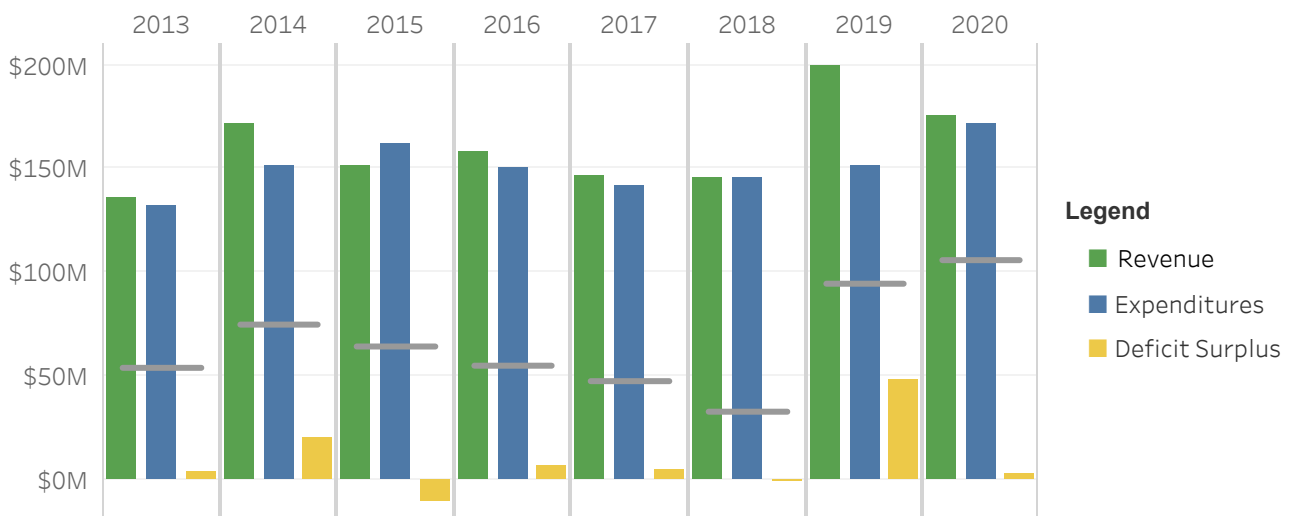


Annual Deficit/Surplus

This indicator provides a comparison of revenue to expenditures on a calendar year basis, including whether the school corporation had an operating deficit or surplus for that year. Fund balance is also included to assist in identifying situations in which the school corporation utilized existing fund balances to fund expenditures.

Select Funds by Fund Classification:
 All

Annual Deficit/Surplus



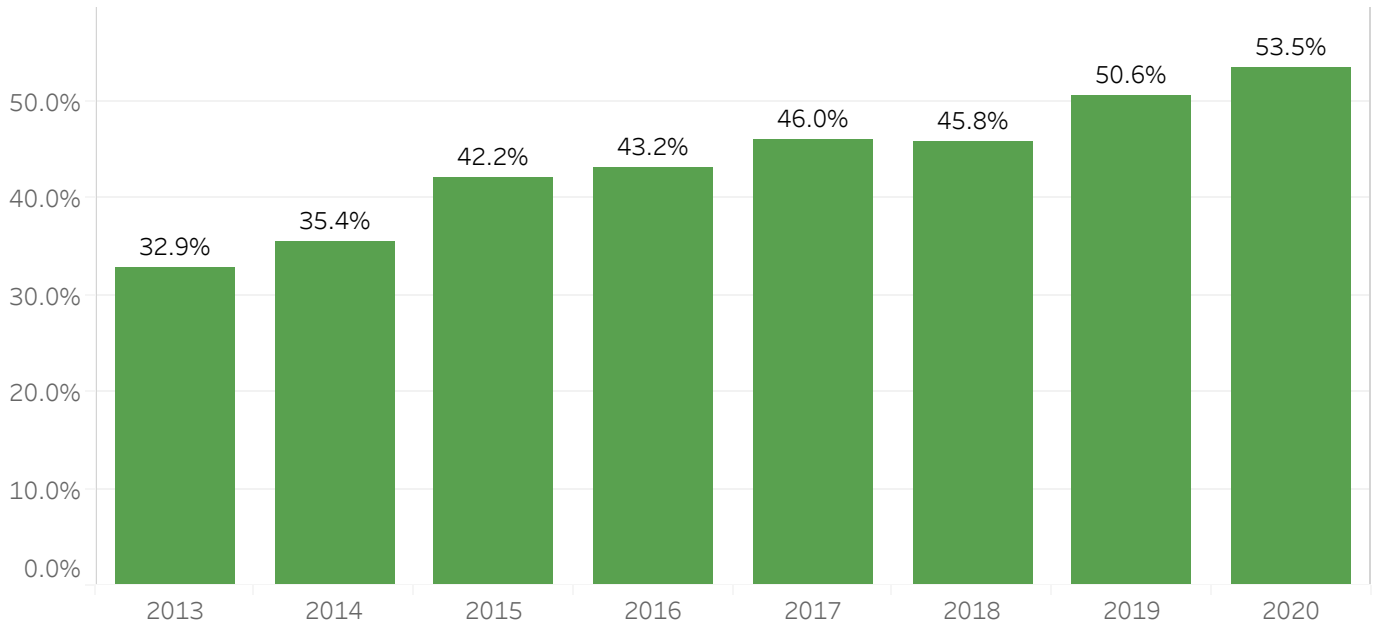
Fund Balances as Percent of Operations Expenditures

This indicator considers the ability of the school corporation to maintain operations in the event of delays in revenue by utilizing existing fund balance to fund operations. Fund balances for this metric include the Education Fund, General Fund, Operating Referendum Fund, Operational Funds, and Rainy Day Fund

Select Funds by Fund Classification:

All

Fund Balances As Percent Of Expenditures



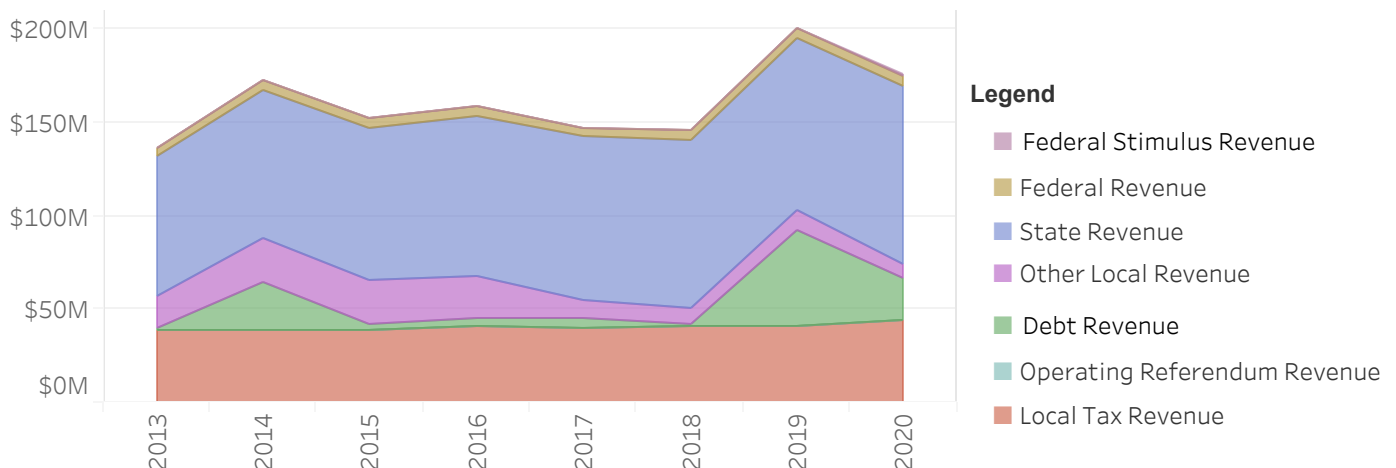
Revenue by Type

Local Tax revenue includes property tax, income tax, and other taxes as applicable. Other local revenue will include revenue sources such as rental income and sale of property. Debt revenue includes bond and loan proceeds. State revenue includes tuition support and other grants received from the State. Federal revenue includes grant funding received from the Federal government.

Select Funds by Fund Classification:

All

Revenue by Type



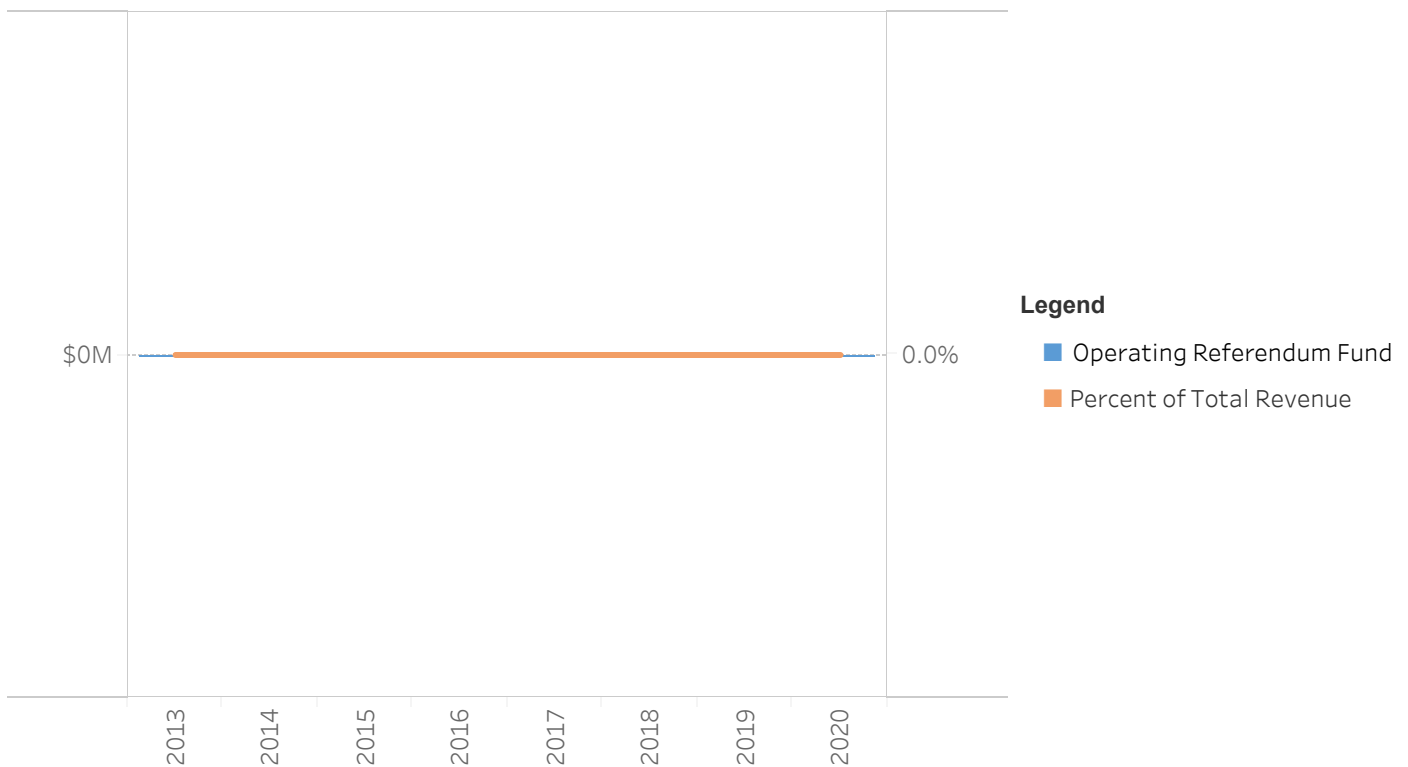
Operating Referendum Revenue as Percent of Total Revenue

For those school corporations that have successfully obtained an operating referendum, this indicator provides data on the importance of the referendum revenue to the school corporation's revenue picture. For additional information, visit the Department of Local Government Finance's Referendum Information page (<https://www.in.gov/dlgf/8789.htm>).

Select Funds by Fund Classification:

All

Operating Referendum Revenue as Percent of Total Revenue



For More Information:

Indiana Department of Education School Financial Reports (<https://form9.doe.in.gov/public/home/dashboard>)

Indiana Department of Education InView (<https://inview.doe.in.gov/>)

State Board of Accounts Audit Reports (<https://secure.in.gov/apps/sboa/audit-reports/#/>)

Indiana Gateway for Government Units (<https://gateway.ifionline.org/>)

For technical problems, questions or feedback about the Indicators Dashboard, please contact indicators@duab.in.gov.


School Corporation Fiscal Indicators Data Sources

(<https://www.in.gov/duab/files/School-Corporation-Fiscal-Indicators-Data-Sources.pdf>)

FISCAL INDICATORS

GENERAL, EDUCATION, CPF, OPERATING, DEBT

FINANCE REPORT



School Corporation (ID):
TIPPECANOE SCHOOL CORPORATION

21 Elston Rd, Lafayette, IN, 47909
<http://www.tsc.k12.in.us/>



Most Recent Audit as of July 1, 2021: <https://www.in.gov/sboa/WebReports/B56411.pdf>
Additional audit reports may be found at <https://secure.in.gov/apps/sboa/audit-reports/#/>

2020-21 Fall Student Count (Average Daily Members) 13,821
[Learn more about student demographics of the school corporation](#) ▶

2021 Net Assessed Value: **\$4,709,938,651**
2019 Estimated Population: **100,329**

****NOTICE****

School fund structure was modified in 2019. The General Fund, Capital Projects Fund, Transportation Fund, Bus Replacement Fund and certain specialty operating funds were eliminated and replaced with an Education Fund and an Operations Fund. Additional updates also were made to the chart of accounts at that time.

It is important to note that many funds have specific purposes as required either by State statutes or State or Federal grant requirements. As such, a school corporation's ability to transfer between funds or utilize fund balances and revenue for uses other than the purposes directed for a particular fund may be restricted.

For description of funds included by fund classification, please refer to the Data Sources document - <https://www.in.gov/duab/files/School-Corporation-Fiscal-Indicators-Data-Sources.pdf>

Average Daily Membership ("ADM")

ADM is the number of eligible students enrolled in a school corporation on a particular day ("count day") designated by the State Board of Education. ADM is utilized in the State funding formula to determine the amount of tuition support that the State of Indiana will provide to the school corporation. Increasing or decreasing ADM will impact the amount of funding available to the school corporation.

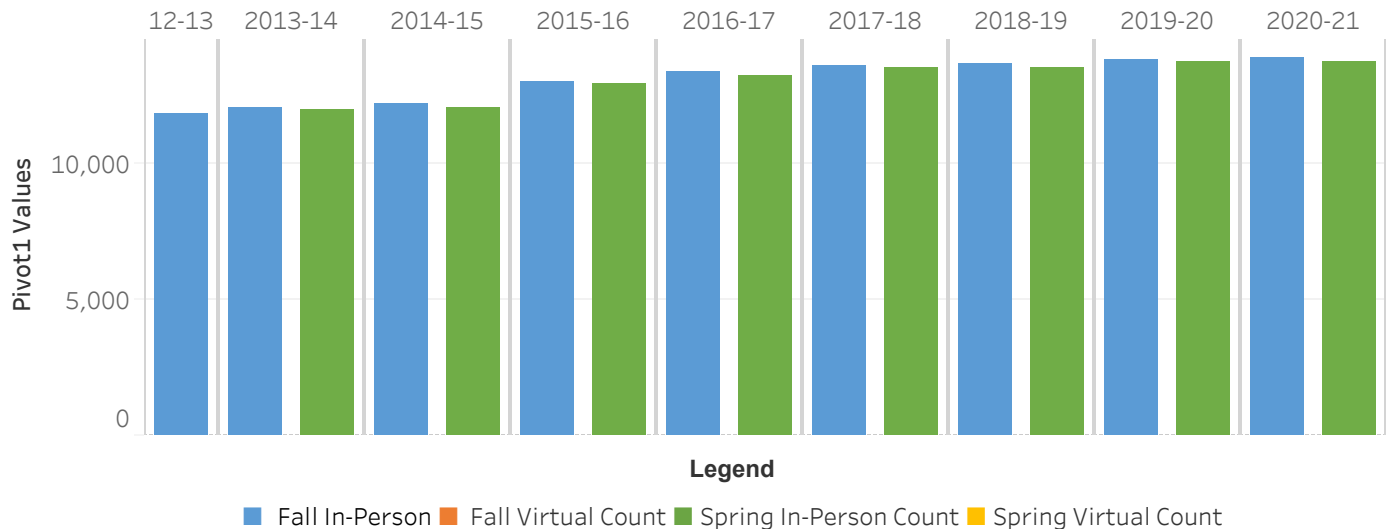
Since 2014, two count days have occurred - one in September and one in February. For all years displayed but 2018 and 2019, tuition support was adjusted based on each count. For years 2018 and 2019, the February count did not impact tuition support, but the counts are displayed on this indicator for informational purposes.

Beginning with the fall count date for the 2019-2020 school year, school corporations differentiated between students that receive instruction in-person and students that receive instruction virtually. The level of tuition support differs for those students attending virtually. For the 2020-2021 school year, students receiving instruction virtually due to COVID-19 are included in the in-person count for the purposes of this indicator, as tuition support funding for these students is the same as students attending in-person.

Time Of Year
All

Virtual v In Person
All

Average Daily Membership ("ADM")

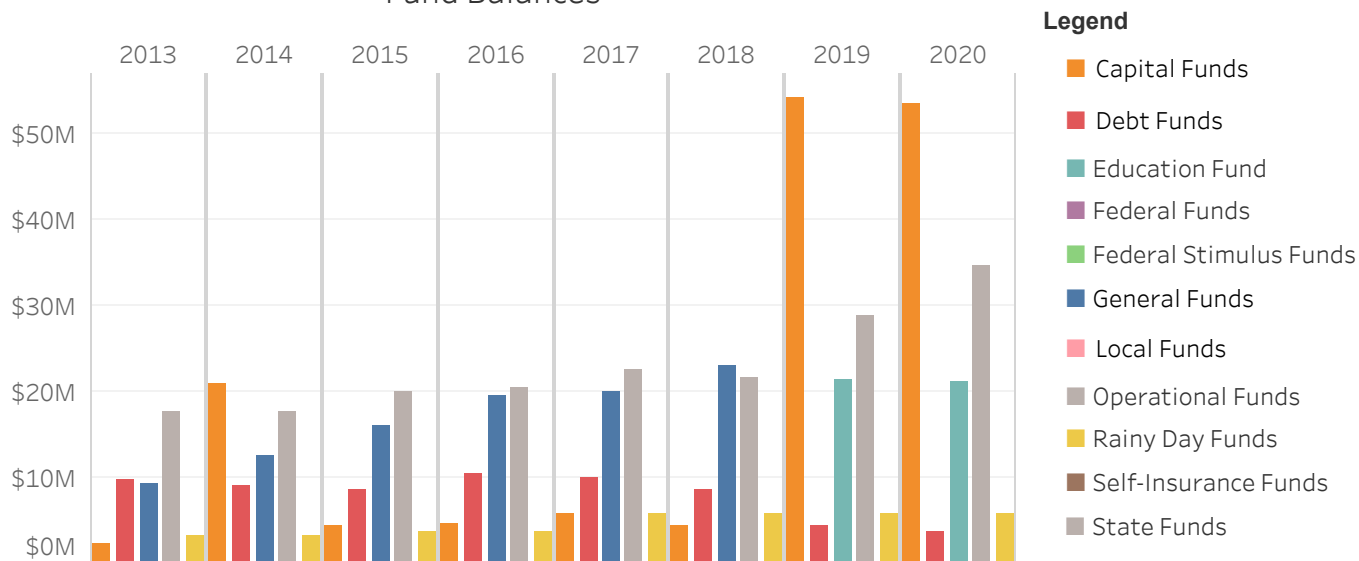


Fund Balances

Fund Balances as of December of the calendar year listed.

Select Funds by Fund Classification: Classification v Sum
Multiple values Classification

Fund Balances

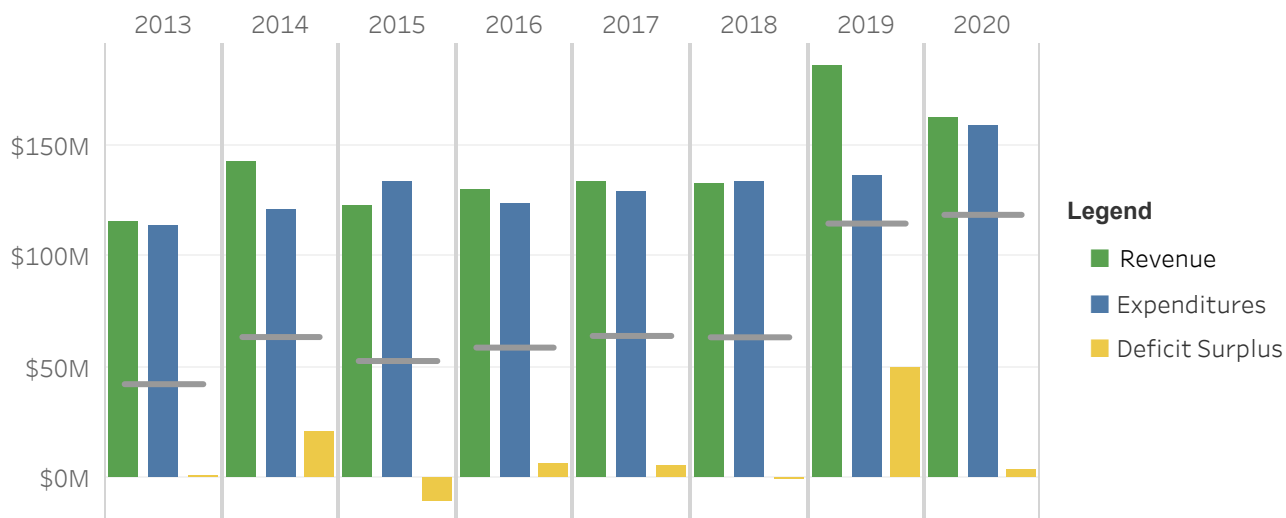


Annual Deficit/Surplus

This indicator provides a comparison of revenue to expenditures on a calendar year basis, including whether the school corporation had an operating deficit or surplus for that year. Fund balance is also included to assist in identifying situations in which the school corporation utilized existing fund balances to fund expenditures.

Select Funds by Fund Classification: Multiple values

Annual Deficit/Surplus



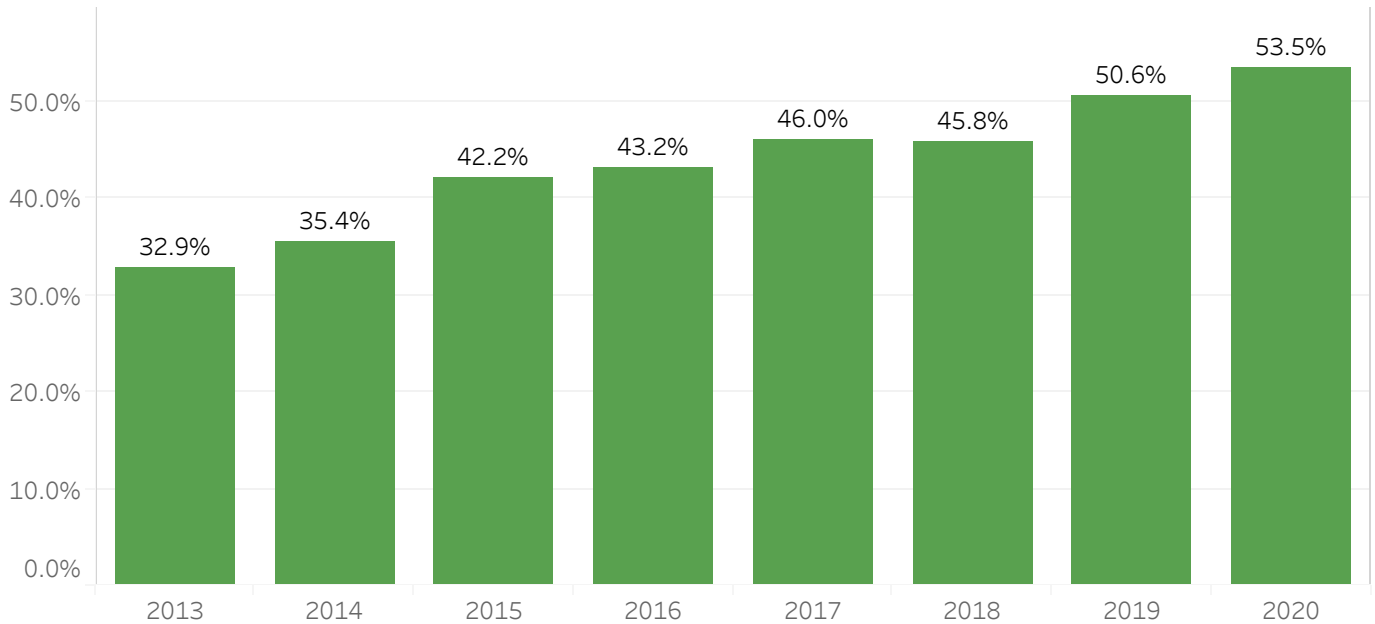
Fund Balances as Percent of Operations Expenditures

This indicator considers the ability of the school corporation to maintain operations in the event of delays in revenue by utilizing existing fund balance to fund operations. Fund balances for this metric include the Education Fund, General Fund, Operating Referendum Fund, Operational Funds, and Rainy Day Fund

Select Funds by Fund Classification:

All

Fund Balances As Percent Of Expenditures



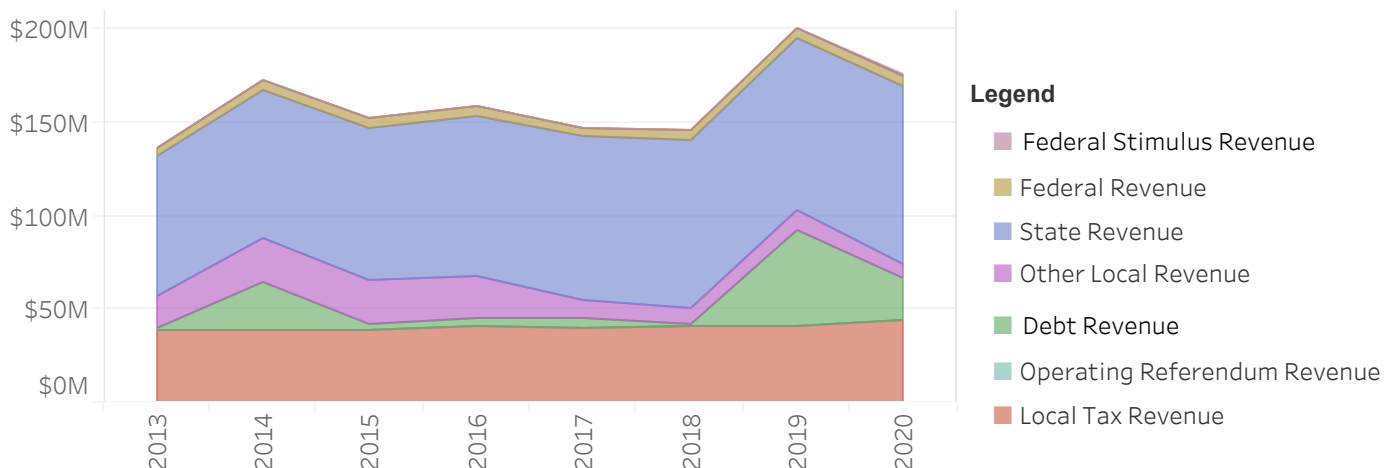
Revenue by Type

Local Tax revenue includes property tax, income tax, and other taxes as applicable. Other local revenue will include revenue sources such as rental income and sale of property. Debt revenue includes bond and loan proceeds. State revenue includes tuition support and other grants received from the State. Federal revenue includes grant funding received from the Federal government.

Select Funds by Fund Classification:

All

Revenue by Type



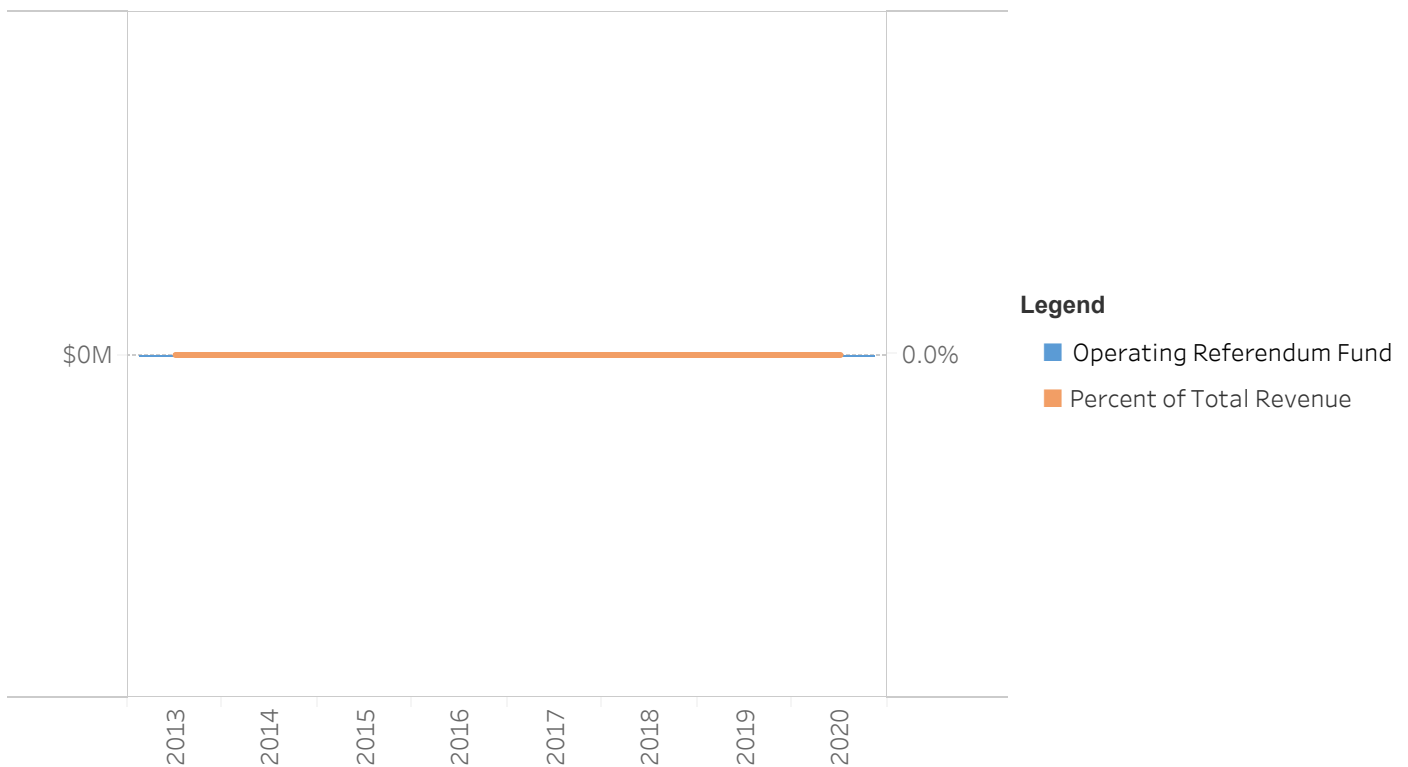
Operating Referendum Revenue as Percent of Total Revenue

For those school corporations that have successfully obtained an operating referendum, this indicator provides data on the importance of the referendum revenue to the school corporation's revenue picture. For additional information, visit the Department of Local Government Finance's Referendum Information page (<https://www.in.gov/dlgf/8789.htm>).

Select Funds by Fund Classification:

All

Operating Referendum Revenue as Percent of Total Revenue



For More Information:

Indiana Department of Education School Financial Reports (<https://form9.doe.in.gov/public/home/dashboard>)

Indiana Department of Education InView (<https://inview.doe.in.gov/>)

State Board of Accounts Audit Reports (<https://secure.in.gov/apps/sboa/audit-reports/#/>)

Indiana Gateway for Government Units (<https://gateway.ifionline.org/>)

For technical problems, questions or feedback about the Indicators Dashboard, please contact indicators@duab.in.gov.

School Corporation Fiscal Indicators Data Sources

(<https://www.in.gov/duab/files/School-Corporation-Fiscal-Indicators-Data-Sources.pdf>)